International specialist in climate control and lighting solutions

CLIMATE CONTROL

U.K. catalogue & price list

1. September 2026 to 30. June 2027

Easy selection from our complete range of
air heaters | circulation units | air curtains
cooling systems | related accessories
for a perfectly tailored climate control solution.

SINCE 1936

Winterwarm

The foundation of our partnership

- Personal and expert guidance
- Dedicated sales and support team based in Warrington, Cheshire
- Design, production and sales are all based in Winterswijk (NL)
- Sales, Service and R&D work closely together
- Proven quality
- Well-established in the market, with reliable products that are easy to install

Advice and tailored solutions

Every situation requires a targeted approach. That is why we start with a comprehensive analysis of the business premises and energy requirements.

Our experts assess...

- The existing climate system
- Your company's requirements
- Energy consumption and potential savings
- Comfort and sustainability objectives

Based on this analysis, we provide tailored advice and a detailed proposal by email. If required, one of our account managers can also visit your site to discuss your requirements in person. Simply contact us at enquiries@winterwarmuk.com.

From advice to implementation

Based on our recommendations, the installer can prepare a complete quotation for their client, including installation. The required materials can then be ordered from the wholesaler and the installation scheduled. This creates a streamlined process, combining the manufacturer's product expertise, the wholesaler's logistical support and the installer's on-site expertise.

Support for installers

- Our Sales team can carry out calculations and advise on the most suitable heating system and accessories.
- Installers can contact our office directly for technical support.
- Need additional assistance? Our experienced service engineers can visit the site to assist with installation or resolve technical issues.



Innovation and development

Winterwarm develops new products by actively anticipating technological developments in the market. At the same time, our sales team gathers valuable insights from customers and shares them with our R&D department. Here, we assess their feasibility and develop efficient solutions that meet market requirements.

This collaboration results in innovative products such as our hybrid heating systems:

- A combination of heat pumps and boosters (gas or electric) for maximum energy savings and a lower carbon footprint
- Ideal for industrial buildings with high energy consumption
- Developed to meet future regulations

Commitment

Winterwarm has its roots in the Achterhoek region, in the east of the Netherlands, where many technical businesses are based. Wherever possible, we work with local suppliers and support local initiatives as part of our commitment to the community. In this way, we contribute to a strong, sustainable and innovative region.

This commitment is also reflected in our team. Many of our employees have worked at Winterwarm for many years with pride and dedication. Their expertise and loyalty form the foundation of our reliable service and innovative solutions. Thanks to their commitment, we provide high-quality climate and lighting solutions for businesses in the Netherlands and abroad.

kiwa CERTIFIED ISO 9001

Winterwarm worldwide

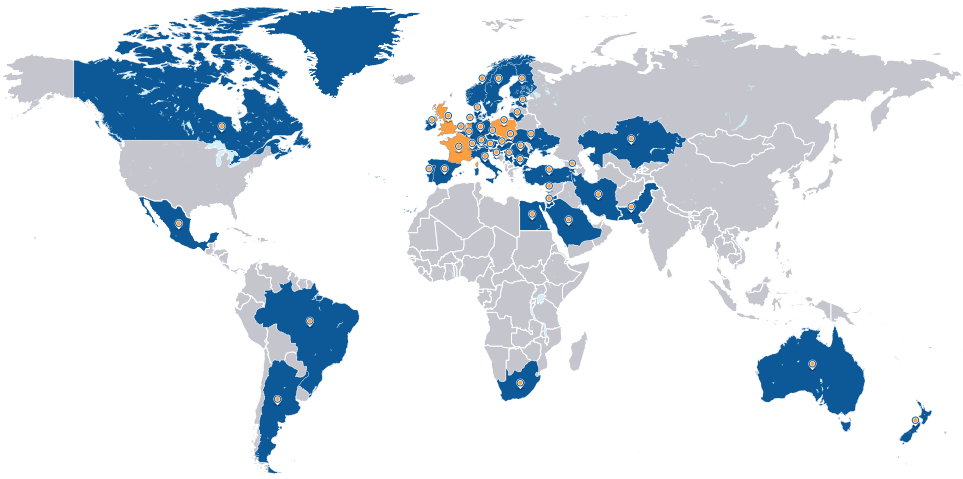

Locations

Partners

Contents

Industrial

6 | Qwikshift QSE
All-electric hybrid heater

12 | Qwikshift QSG
Gas-fired hybrid heater

18 | Winterwarm HPX
Efficient air-water heat pumps

24 | Winterwarm WWH-LT
Low temperature unit heater for heat pumps

30 | Winterwarm WWH/WWH-EC
Water supplied unit heater, with or without EC-fan

36 | Winterwarm JET
Powerful heat pump unit heater for high spaces

42 | Winterwarm EH
Electric heater

48 | Winterwarm HR
Condensing unit air heater

54 | Winterwarm XR+
Indirect fired unit air heater with modulating burner and fan

Prices in this catalogue are gross prices. All previous price lists hereby become void; price changes and printing/typesetting errors are subject to change. For net prices you can contact our sales office in Warrington - Tel. +44 (0)192 57 65 799. More specific product information can be found on www.winterwarm.co.uk.
Version: 1. September 2026 - valid untill 1. July 2027

Winterwarm UK Ltd.
Unit H3, Taylor Business Park, Warrington Road
Warrington Cheshire WA3 6BL
Tel. +44 (0)192 57 65 799
enquiries@winterwarmuk.com
www.winterwarm.co.uk



60 | Flue material
In addition to flue systems, Winterwarm also offers a range of extension pipes, bends and flashing plates

62 | Radiant Tube
Gas-fired radiant tubes

64 | WinterCooler
Industrial air cooler

66 | Winterwarm ACM
Air curtain consisting of separate modules

70 | Winterwarm WCU
Destratification fans and Rendovent Ceiling fans

Agriculture

76 | Winterwarm DX-EH
Electric warm air heater, specifically designed for poultry and pig houses

82 | Winterwarm DXC
Indirect-fired warm air heater with closed combustion system, for poultry houses and greenhouses

88 | Winterwarm DX4D
Direct gas-fired warm air heater with 4-way air discharge, specifically designed for poultry houses

90 | Winterwarm DXE
Indirect-fired warm air heater for external installation in poultry houses

96 | Winterwarm DHX
Direct gas-fired warm air heater, for poultry houses and greenhouses

102 | BOXER+
Direct gas-fired warm air heater for poultry and pig houses



104 | Winterwarm DHB
Oil-fired warm air heater

106 | Lighting
With WinLed and Luminaid products we offer a complete range of led lighting solutions.

Winterwarm QSE

Characteristics:

- 100% electric
- Heating and cooling
- No CO_2 emissions
- Quick heating
- Intelligent control
- Optimal use of solar energy
- Can be combined with a HPX heat pump

Comfortable cooling

The Qwikshift QSE not only provides sustainable heating, but also cooling during the summer. The heat pump operates in reverse, reducing the temperature inside the building. This means one system provides a comfortable working climate all year round.

Cooling is particularly attractive in combination with solar panels. In summer, when the demand for cooling is highest, the electricity generated by the solar panels can be used efficiently to cool the space.

With the Qwikshift QSE, you choose an all-electric solution for heating and cooling commercial spaces. It is ideal for businesses looking to install a gas-free climate system. The system combines an air-to-water heat pump with an indoor unit and integrated electric booster. The heat pump provides most of the heating capacity, while the additional capacity of the booster is only used when required.

In summer, the same heat pump provides cooling. This makes the QSE a sustainable climate solution for every season. In combination with solar panels, the electricity generated on-site can also be used to maximum effect.

Gas-free heating with smart hybrid climate technology

Installation options

Suspension brackets S

Cantilever brackets M and L

Wall suspension

Cantilever brackets M and L

Suspension using threaded bar



Heatpump on Big Foots

Want to know more?
Visit www.winterwarm.co.uk
or scan the QR code!

How does the Qwikshift QSE work?

The Qwikshift QSE consists of an outdoor unit, the heat pump, and an indoor unit equipped with a water coil, fan and integrated electric booster. The heat pump provides the required heating capacity for around 80% of the operating time. When additional heating capacity is temporarily required, for example at the start of the working day or on cold days, the electric booster provides the extra capacity. This allows the commercial space to reach the desired temperature quickly, without having to select a heat pump with the maximum required heating capacity.

Cooling with the same system

In summer, the heat pump operates in reverse and the QSE uses the same indoor unit to lower the temperature inside the commercial space. This means one system provides a comfortable working environment all year round.

Smart Controller for optimum performance

The Smart Controller controls both heating and cooling and ensures the system is used intelligently. It continuously selects the most efficient way to heat and can take the customer's energy tariffs into account. Solar panels are a valuable addition: electricity generated on sunny summer days can be used directly to meet the cooling demand of the commercial space.



QSE indoor unit configuration: Heat pump water coil + fan + electric booster



Technical data QSE-series

Type	Unit	QSE 6+15	QSE 12+15	QSE 12+30	QSE 16+5	QSE 16+10	QSE 16+15	QSE 16+20	QSE 16+30	QSE 16+40
Article number		GH15E06G20	GH15E12G20	GH30E12G20	GH05E16G20	GH10E16G20	GH15E16G20	GH20E16G20	GH30E16G20	GH40E16G20
Total heating capacity	kW	21.0	27.0	41.7	20.7	25.6	30.7	35.5	45.4	55.3
Heatpump type*		HPX 06	HPX 12	HPX 12	HPX 16	HPX 16	HPX 16	HPX 16	HPX 16	HPX 16
Heating capacity heatpump**	kW	6.0	12.0	12.0	15.7	15.7	15.7	15.7	15.7	15.7
Article number heatpump		GHW8000	GHW8006	GHW8006	GHW8008	GHW8008	GHW8008	GHW8008	GHW8008	GHW8008
Maximum capacity Booster	kW	15.0	15.0	29.7	5.0	9.9	15.0	19.8	29.7	39.6
Cooling capacity***	kW	6.5	12	12	15.4	15.4	15.4	15.4	15.4	15.4
Air volume (warm)	m³/h	1800	4500	4500	6700	6700	6700	6700	6700	6700
Max. throw horizontal	m	15	20	20	25	25	25	25	25	25
Weight (indoor unit)	kg	48	83	88	100	102	104	106	110	114
Sound level	dB(A)	35-54	35-63	35-62	35-62	35-62	35-62	35-62	35-62	35-62
Max. electrical current****	Amp.	23.2	23.3	44.6	14.1	17.5	24.9	31.9	46.2	60.6
Dimensions (width×height×depth)	cm	72x50x66	88x67x80	88x67x80	108x67x80	108x67x80	108x67x80	108x67x80	108x67x80	108x67x80

**) The QSE indoor unit and outdoor unit (heat pump) must be ordered separately.*
***) At a water temperature of 35°C/30°C and a room temperature of 20°C, according to EN1397.*
****) At a water temperature of 12°C/17°C, a room temperature of 27°C and 50% RH, according to EN1397.*
*****) of indoor unit per phase*

Winterwarm HPX heatpump

Winterwarm offers for the QSE 3 capacities of efficient HPX air-to-water heatpumps in monobloc design.

Features:

- High COP: >5
- Energy efficiency class A***
- No F-gas certification required for installation
- Can be controlled by Smart Controller or BMS

HPX 6, HPX 12 and HPX 16

Control options

Control Options

The Smart Controller has been especially developed for the Qwikshift hybrid air heaters. It automatically coordinates the heat pump and booster unit. Users can enter their energy prices, allowing the controller to select the most cost-effective way to reach the desired temperature. A Modbus connection also enables direct integration with a building management system (BMS), providing extensive options for monitoring and retrieving system data.

Winterwarm Smart Controller - article number IW8050
Device control with several smart functions.

- Modbus connection
- WiFi control
- Automatic optimum heating mode
- Up to 4 heaters per controller
- External temperature sensor possible
- Day/night control
- Cooling mode
- Available languages: NL/DE/EN/FR/PL

QSE with heatpump



indoor unit + heatpump

Qwikshift hybrid heater QSE-series

QSE series	All-electric	
	Price £	article no
QSE 6 + 10	5743	GH10E06UW
QSE 6 + 15	6145	GH15E06UW
QSE 12 + 15	6300	GH15E12UW
QSE 12 + 30	6446	GH30E12UW
QSE 16 + 5	6263	GH05E16UW
QSE 16 + 10	6743	GH10E16UW
QSE 16 + 15	6871	GH15E16UW
QSE 16 + 20	7095	GH20E16UW
QSE 16 + 30	7675	GH30E16UW
QSE 16 + 40	8031	GH40E16UW

Accessories QSE-series

DESCRIPTION	Applicable on	Price £	article no.
Smart Controller	all QSE types	427	IW8050
Power isolation switch, 230 V - 400 V., 25 A	QSE 6 + 10/15 QSE 12 + 15 QSE 16 + 5/10/15	75	IK5282
Power isolation switch 400V, 32 A	QSE 16 + 20	131	IE5209
Power isolation switch 400V, 63 A	QSE 12 + 30 en QSE 16 + 30/40	206	IE5210
Suspension brackets U-bracket S (wall suspension)	QSE 6 + 10/15	178	GA8610
Suspension brackets M (wall suspension)	QSE 6 + 10/15	186	GA8580
Suspension brackets L (wall suspension)	QSE 12 + x QSE 16 + x	259	GA8622
Set vertical louvres (4 pcs.)	QSE 6 + 10/15	115	GX2003
Set vertical louvres (4 pcs.)	QSE 12 + 15/30	116	GX4002
Set vertical louvres (5 pcs.)	QSE 16 + x	177	GX6004

HEAT PUMPS	Applicable on	Price £	article no.
Heat pump HPX 06	QSE 6 + 10/15	£3.526	GHW8000
Heat pump HPX 12	QSE 12 + 15/30	£4.531	GHW8006
Heat pump HPX 16	QSE 16 + x	£4.915	GHW8008
Anti-frost valve 1”x 1” (2 pieces required per heat pump)	all QSE types	257	IW8040
Roof duct for heat pump ø100mm	all QSE types	120	IW8032
Suspension brackets for heat pump incl. vibration dampers (for suspension on outside wall)	HPX 06-12-16	216	GA8650

Winterwarm QSG

Characteristics:

- Heating and cooling
- Up to 60% lower energy consumption
- Up to 70% reduction in CO_2 emissions
- Quick heating by booster
- Smart control
- Hydrogen ready
- Compatible with HPX heat pump

Comfortably cool in summer

The QSG hybrid air heater not only provides energy-efficient heating, but also keeps commercial spaces comfortably cool during warmer periods. In summer, the heat pump reverses its operation to provide cooling through the same indoor unit. This keeps temperatures comfortable and creates a pleasant working environment for employees, without the need for a separate cooling system. One system provides a stable and comfortable indoor climate all year round.

More and more companies want to make their business premises more sustainable, reduce energy costs and create a comfortable working environment. The Winterwarm Qwikshift QSG helps achieve all three. Its hybrid combination of a heat pump and an indoor unit with a heat exchanger and additional gas booster, together with the intelligent Smart Controller, can reduce energy consumption by up to 60%.

The intelligent control system maintains a comfortable, even temperature throughout the space, while the heat pump provides cooling during the summer. The result is a pleasant indoor climate all year round, helping employees stay comfortable and perform at their best.

Hybrid climate system for sustainable comfort!

Installation options

Suspension brackets S

Cantilever brackets M and L

Wall suspension

Cantilever brackets M and L

Suspension using threaded bar



Heatpump on Big Foots

Want to know more?
Visit www.winterwarm.co.uk
or scan the QR code!

How does the Qwikshift QSG work?

The QSG combines a heat pump with an indoor unit with integrated gas fired booster in one intelligent heating system. The heat pump meets the heating demand for around 80% of the time, with heat distributed into the space through the heat exchanger and fan in the indoor unit. When the working day starts or during colder weather, the booster provides additional heating power immediately, allowing the desired temperature to be reached quickly. Once the required temperature has been reached, the booster switches off and the heat pump continues to meet the heating demand. This significantly reduces gas consumption while keeping the space comfortably warm. In summer, the heat pump reverses its operation, allowing the same system to provide comfortable cooling.

Smart Controller makes the difference

The Smart Controller automatically controls the heat pump and indoor unit to ensure optimum cooperation between the heat pump and booster. The system continuously selects the most efficient way to provide heating and can also take the customer's energy tariffs into account.

Easy to make your building more sustainable

Commercial buildings currently heated with gas fired air heaters, such as the Winterwarm WSP or XR, or equivalent systems, can be made more sustainable relatively easily by replacing them with a QSG. Thanks to its hybrid concept, a large proportion of the heating demand is met by the heat pump, while the gas booster can provide additional heating power when demand peaks. Because the system is not fully electric, a smaller electrical connection can be sufficient. This means grid capacity constraints are much less likely to become a barrier when upgrading existing commercial buildings to more sustainable heating.

QSG indoor unit: heat exchanger for heat pump + fan + gas booster

Technical data QSG-series

Type	Unit	QSG 6+20	QSG 12+20	QSG 12+30	QSG 12+40	QSG 16+20	QSG 16+30	QSG 16+40	QSG 16+50	QSG 30+60
Article number		GH20H06G20	GH20H12G20	GH30H12G20	GH40H12G20	GH20H16G20	GH30H16G20	GH40H16G20	GH50H16G20	GH60H30G20
Total heating capacity	kW	25.2	31.2	41.0	50.8	34.9	44.7	54.5	64.0	90.0
Heat pump type*		HPX 06	HPX 12	HPX 12	HPX 12	HPX 16	HPX 16	HPX 16	HPX 16	HPX 30
Heating capacity heatpump**	kW	6.0	12.0	12.0	12.0	16.0	15.7	15.7	15.7	30
Article number heatpump		GHW8000	GHW8006	GHW8006	GHW8006	GHW8008	GHW8008	GHW8008	GHW8008	GHW8009
Heating power gas heating	kW	19.2	19.2	29.0	38.8	19.2	29.0	38.8	48.3	58
Cooling capacity***	kW	6.5	12.0	12.0	12.0	15.4	15.4	15.4	15.4	31
Air volume (warm)	m³/h	1800	4500	4500	4500	6700	6700	6700	6700	12000
Max. throw horizontal	m	15	20	20	20	25	25	25	25	30
Weight (indoor unit)	kg	62	120	120	125	145	145	155	160	217
Sound level	dB(A)	35-54	35-62	35-63	35-63	35-61	35-62	35-62	35-62	35-65
Max. flue length	m	9	9	9	9	9	9	9	9	9
Dimensions (width×height×depth)	cm	72x50x81	88x67x94	88x67x94	88x67x94	108x67x94	108x67x94	108x67x94	108x67x94	128x101x98

**) The QSG indoor unit and outdoor unit (heat pump) must be ordered separately.*
***) At a water temperature of 35°C/30°C and a room temperature of 20°C, in accordance with EN 1397.*
****) At a water temperature of 12°C/17°C, a room temperature of 27°C and 50% RH, in accordance with EN 1397.*

Flue terminals

All QSG units are supplied with a siphon; a condensate pump is optional.

Wall terminal CT

Roof terminal DDV

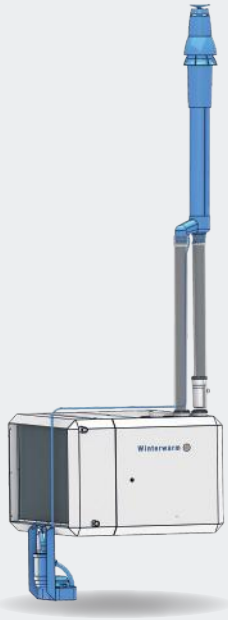

For discharging condensate through the roof (some of the water evaporates) a special flue gas outlet kit including a condensate pump is available.

Winterwarm HPX Heatpump

Winterwarm offers four efficient HPX air-to-water heat pumps in monobloc design for the QSG.

Features:

- High COP: >5
- Energy efficiency class A***
- No F-gas certification required for installation
- Can be controlled by Smart Controller or BMS

HPX 6, HPX 12 and HPX 16

HPX 30

Control options

Control Options

The Smart Controller has been especially developed for the Qwikshift hybrid air heaters. It automatically coordinates the heat pump and booster unit. Users can enter their energy prices, allowing the controller to select the most cost-effective way to reach the desired temperature. A Modbus connection also enables direct integration with a building management system (BMS), providing extensive options for monitoring and retrieving system data.

Winterwarm Smart Controller - article number IW8050

Device control with several smart functions.

- Modbus connection
- WiFi control
- Automatic optimum heating mode
- Up to 4 heaters per controller
- External temperature sensor possible
- Day/night control
- Cooling mode
- Available languages: NL/DE/EN/FR/PL

QSG with heatpump



indoor unit + heatpump

Qwikshift hybrid heater QSG-series

QSG series	Natural Gas (G20)		Propane (G31)	
	Price £	article no	Price £	article no
QSG 6+10	7255	GH10H06G20	7355	GH10H06G31
QSG 6+20	7757	GH20H06G20	7885	GH20H06G31
QSG 12+20	8766	GH20H12G20	8894	GH20H12G31
QSG 12+30	9269	GH30H12G20	9429	GH30H12G31
QSG 12+40	10274	GH40H12G20	10438	GH40H12G31
QSG 16+20	9890	GH20H16G20	10027	GH20H16G31
QSG 16+30	10397	GH30H16G20	10557	GH30H16G31
QSG 16+40	11402	GH40H16G20	11562	GH40H16G31
QSG 16+50	12411	GH50H16G20	12653	GH50H16G31
QSG 30+60	17054	GH60H30G20	17290	GH60H30G31

Accessories QSG-series

DESCRIPTION	Applicable on	Price £	article no.
Smart Controller	all QSG types	427	IW8050
Power isolation switch, 230 V - 400V. 25 A	all QSG types	75	IK5282
Suspension brackets U-bracket S (wall suspension)	QSG 6 + 10/20	178	GA8610
Suspension brackets M (wall suspension)	QSG 6 + 10/20	186	GA8580
Suspension brackets L (wall suspension)	QSG 12 + x QSG 16 + x QSG 30 + 60	259	GA8622
Set vertical louvres (4 pcs.)	QSG 6 + 10/20	115	GX2003
Set vertical louvres (4 pcs.)	QSG 12 + 20/30/40	116	GX4002
Set vertical louvres (5 pcs.)	QSG 16 + x	177	GX6004
Roofterminal DDV 80/125 HR*	all QSG types	160	IA8214
CT 80/125 HR Wall terminal*	all QSG types	136	IA8216
Roof terminal QSG incl. pump/neutralization set*	all QSG types	935	GA8217

HEAT PUMPS	Applicable on	Price £	article no.
Heat pump HPX 06	QSG 6 + 10/20	3526	GHW8000
Heat pump HPX 12	QSG 12 + 20/30/40	4531	GHW8006
Heat pump HPX 16	QSG 16 + x	4915	GHW8008
Heat pump HPX 30	QSG 30 + 60	7814	GHW8009
Roof duct for heat pump ø100mm	HPX 06-12-16	120	IW8032
Roof duct for heat pump ø140mm	QSG 30	151	IW8031
Suspension brackets for heat pump incl. vibration dampers (for wall suspension)	HPX 06-12-16	216	GA8650
Suspension brackets XL for heat pump incl. vibration dampers (for wall suspension)	HPX 30	259	GA8652

** For extra flue material look at page 60.*

Winterwarm HPX

Characteristics:

- Efficient solution for both heating and cooling
- High COP score: >5
- Energy efficiency class A*** (EU standard)
- No F-gas qualification required for installation
- Operates at outdoor temperatures from -25°C to +35°C
- Control via Smart Controller or BMS
- Four capacities (6 to 30 kW)

Efficient heating. Sustainably managed.

The HPX provides a sustainable basis for a range of Winterwarm heating and cooling solutions. This air-to-water heat pump delivers high efficiency for both heating and cooling and is suitable for a wide range of applications. Thanks to its inverter technology and fully modulating compressor, the HPX adjusts its output to match the heat demand. This ensures energy is used efficiently while maintaining high performance.

The Winterwarm HPX air-to-water heat pump is an energy-efficient monobloc heat pump for efficient heating and cooling. With a COP of more than 5 and an A+++ (EU standard) energy efficiency class, the HPX delivers maximum efficiency from every kilowatt of electricity. The two-stage compressor and precisely controlled expansion valve ensure fast and efficient heat transfer. Even at outdoor temperatures as low as -25°C, the HPX continues to provide reliable heating.

Thanks to the monobloc design, installation is straightforward: the outdoor unit is fully charged with refrigerant and ready to connect. Integrated components, including the expansion vessel, circulation pump and safety features, provide a complete and reliable solution.

High efficiency, even at low temperatures

Installation options



Heatpump on Big Foots

Wall suspension

Want to know more?
Visit www.winterwarm.co.uk
or scan the QR code!

Emission systems

Heat emission systems

Combined with the Qwikshift Hybrid Heater, the HPX forms a flexible hybrid system in which the HPX outdoor unit works together with a water coil and an electric or gas-fired booster. The HPX can also be combined with the WWH-LT indirect-fired air heater or the JET air heater, providing an energy-efficient and sustainable heating solution at lower water temperatures.

Unit types	Compatible heat pump
QSE 6 + 10/15	HPX 06
QSE 12 + 15/30	HPX 12
QSE 16 + 5/10/15/20/30/40	HPX 16

Unit types	Compatible heat pump
QSG 6 + 10/20	HPX 06
QSG 12 + 20/30/40	HPX 12
QSG 16 + 20/30/40/50	HPX 16
QSG 30 + 60	HPX 30

Unit types	Compatible heat pump
WWH 110 LT	HPX 06
WWH 220 LT	HPX 12/HPX 16
WWH 330 LT	HPX 16
WWH 340 LT	HPX 30

Unit types	Compatible heat pump
JET 220	HPX 12
JET 330	HPX 16
JET 340	HPX 30

Technical data HPX-series

Type	Unit	HPX 06	HPX 12	HPX 16	HPX30
Article number		GHW8000	GHW8006	GHW8008	GHW8009
Nominal heating capacity*	kW	6,0	12,0	15,7	30
Cooling capacity**	kW	6,5	12,0	15,7	31
Electrical power input, heating	kW	1,11	2,49	3,57	6,9
Electrical power input, cooling	kW	1,28	2,61	4,05	7,56
COP*		5,41	4,82	4,40	4,35
SCOP		5,041	4,584	4,556	4,667
Space heating energy efficiency class** (811/2013/EU)		A+++	A+++	A+++	A+++
Refrigerant		R32	R32	R32	R32
Refrigerant charge	kg	0,95	2,2	2,2	5
Net weight	kg	90	144	144	261
Electrical current (max.), heating	A	11,0	11,5	12,5	18,1
Electrical current (max.), cooling	A	8,0	5,0	8,5	21,7
Maximum sound level, operating	db(A)	58	54	56	58
Air vent + pressure relief valve integrated		yes	yes	yes	yes
Water circulation filter		yes	yes	yes	yes
Dimensions (w×h×d)	mm	1150x735x415	1206x878x490	1206x878x490	1338x1950x580

**) At an outdoor temperature of 7°C and a water temperature of 30/35°C, in accordance with EN 14511.*
***) At an outdoor temperature of 35°C and a water temperature of 23/18°C, in accordance with EN 14511.*

Smart technology for long-lasting performance

Smart features such as the automatic defrost cycle and Gold Fin nano-coating on the condenser ensure optimum performance and a long service life, even under demanding conditions. The fully modulating compressor and fan also ensure quiet and energy-efficient operation.

Available in four output capacities

6 kW, 12 kW, 16 kW and 30 kW.

Control options

Control options

The HPX heat pump is controlled via Modbus. The Winterwarm Smart Controller can be used for this, ensuring optimum communication between the outdoor and indoor units.
The heat pump's own control panel is located on the outside of the unit. This makes commissioning and fault diagnosis quick and convenient.

Winterwarm Smart Controller - article number IW8050
Device control with several smart functions.

- Modbus connection
- WiFi control
- Automatic optimum heating mode
- Up to 4 heaters per controller
- External temperature sensor possible
- Day/night control
- Cooling mode
- Available languages: NL/DE/EN/FR/PL

Additional control options

Modbus expansion set – GA8010	: for connection to a building management system (BMS)
Power Isolation switch 4-poles, for indoor and outdoor use	: IP65, 25 A, 230-400 V – IK5282 IP65, 32 A, 400 V – IE5209

Heat pump HPX-series

HPX series	Heat pump HPX	
	Price £	article no
HPX 06	3526	GHW8000
HPX 12	4531	GHW8006
HPX 16	4915	GHW8008
HPX 30	7814	GHW8009

Accessories HPX-series*

DESCRIPTION	Applicable on	Price £	article no.
Power Isolation switch 230-400V, 4 poles, 25 A, for indoor and outdoor use	HPX 06-12-16	75	IK5282
Power Isolation switch 4-poles, 32 A, IP65, for indoor and outdoor use	HPX 30	131	IE5209
Modbus expansion set	HPX 06-12-16-30	460	GA8010
Anti-frost valve 1”x 1” (2 pieces required per heat pump)	HPX 06-12-16	257	IW8040
Anti-frost valve 1½”x 1½” (2 pieces required per heat pump)	HPX 30	257	IW8039
Roof duct for heat pump, ø 100mm	HPX 06-12-16	120	IW8032
Roofsheet for water pipes, ø 140mm	HPX 30	120	IW8031
Heat pump mounting feet, 2 pcs. + attachments, L=600 - H=95mm	HPX 06-12-16	106	IW8043
Heat pump mounting feet, 2 pcs. + attachments, L=1000mm / H=95mm	HPX 30	106	IW8036
Rubber block for extra height, 1 pc., L=600mm / H=120mm	HPX 06-12-16	84	IW8044
Rubber block for extra height, 1 pc., L=1000mm / H=120mm	HPX 30	84	IW8037
Suspension brackets for heat pump incl. vibration dampers (for wall suspension)	HPX 06-12-16	216	GA8650
Suspension brackets XL for heat pump incl. vibration dampers (for wall suspension)	HPX 30	259	GA8652

**) The HPX comes standard with an expansion vessel (integrated in the heat pump) and a magnetic system filter.*

Winterwarm WWH-LT

Characteristics:

- All-electric heating & cooling
- Ideal for use with heat pumps
- Optimised heat output at low temperatures
- Comfortable cooling in summer
- Energy-efficient EC fan
- Stepless control
- Even air distribution
- Suitable for a range of heat sources

Cooling for extra comfort

The WWH-LT is more than just an air heater. Thanks to the specially developed heat exchanger, the same unit can not only provide efficient heating, but also comfortable cooling when combined with a heat pump. This helps maintain a comfortable indoor temperature throughout the year, from the colder winter months to hot summer days. A condensate tray is fitted as standard, making the WWH-LT suitable for both heating and cooling applications.

LT EC

The WWH-LT is an all-electric heating and cooling system, specifically designed for low-temperature installations. As a water-fed air heater, the unit serves as the output system within the installation and works exceptionally well with modern heat pumps.

By evenly distributing warm or cool air throughout the area, it creates a comfortable indoor climate in settings such as industrial halls, workshops, showrooms, shops, and logistics areas. This single, compact system ensures a pleasant working environment all year round.

Sustainable heating and cooling!

Installation options



U-bracket S and M

Wall brackets M

Wall brackets M

Ceiling suspension set (heating situations only)

Suspension kit, incl. Modbus expansion set

WWH-LT with a heat pump



Want to know more?
Visit www.winterwarm.co.uk
or scan the QR code!

How does the WWH-LT work?

The WWH-LT units are low temperature unit heaters that use hot water to heat air, which is then distributed into the space. Thanks to the specially developed heat exchanger, the unit delivers optimal heat output even at low water temperatures, such as when used in combination with a heat pump. In cooling mode, the principle works exactly the opposite way: the heat pump supplies relatively cold water so that the fan blows cool air into the space.

Suitable for various heat sources

The WWH-LT can be combined with a range of heat sources, including air-to-water or water-to-water heat pumps, a low-temperature boiler, a biomass boiler, or a connection to a district heating network. This makes the system easy to integrate into both new and existing sustainable installations. When used for cooling, the standard condensate tray ensures safe drainage of condensate; a condensate drain is required for this.

Sustainable and energy-efficient

Of course, the WWH-LT can also be used for heating only. In spaces with low ceilings, it is possible to apply a 4-way discharge plenum while still benefiting from the advantages of an energy-efficient heat pump. The energy-efficient EC fan also ensures low electricity consumption, low noise levels, and continuously adjustable airflow for optimal comfort.

4-way discharge plenum (not suitable for cooling mode)

vertical louvres

standard

Technical data WWH-LT-series

Type	Unit	110 LT	220 LT	330 LT	340 LT
Article number		**GI110WWLEC**	**GI220WWLEC**	**GI330WWLEC**	**GI340WWLEC**
Maximum heating capacity 45°/40°C, room temp. of 15ºC	kW	10.1	22.9	33.7	44.7
Maximum heating capacity 35°/30°C, room temp. of 15ºC	kW	6.0	14.0	20.6	27.3
Cooling cap. at 7°/12°C, room temp. of 28°C and RH 50%	kW	6.6	16.5	19.2	32.1
Cooling cap. at 15°/18°C, room temp. of 28°C and RH 50%	kW	3.8	8.8	12.8	17.8
Maximum air output	m³/h	1850	4150	5450	8650
Throw horizontal (warm)	m	14	21	20	25
Throw vertical (warm)	m	5	7	7	8
Sound level (@ 5 meter)	dB(A)	35-54	35-64	35-60	35-62
Dimensions (wxhxd)	cm	52x52x48	68x69x46	91x80x51	91x80x51
Compatible heat pump	HPX	HPX06	HPX12/HPX16	HPX16	HPX30
Article number heat pump		GHW8000	GHW8006/GHW8008	GHW8008	GHW8009

Capacities at different water temperatures

In situations where different inlet and outlet water temperatures apply, the specified output of the heater must be multiplied by the value in the table below.

Air temperature	0ºC	5ºC	10ºC	15ºC	18ºC	20ºC
Water temperature						
35/30°C	1.19	1.00	0.81	0.61	0.49	0.42
45/40°C	1.59	1.39	1.19	1.00	0.88	0.81
45/35°C	1.49	1.28	1.06	0.85	0.69	0.63
60/40°C	1.79	1.57	1.32	1.10	0.98	0.91
70/50°C	2.25	2.01	1.79	1.57	1.37	1.35
80/60°C	2.76	2.45	2.19	1.92	1.68	1.65

Winterwarm HPX heat pump

For WWH-LT applications, Winterwarm offers the HPX heat pump range in 4 capacities. These are efficient air-to-water monoblock heat pumps.

Features:

- High COP score: >5
- Energy efficiency class A*** (EU standard)
- No F-gas qualification required for installation
- Control via Smart Controller or BMS

HPX 6, HPX 12 and HPX 16

HPX 30

Control options

Control options

Energy-efficient operation starts with the right controls. For optimum efficiency, we recommend equipping the WWH-LT with a Modbus RTU expansion kit. This allows the unit to be easily connected to a Building Management System (BMS) or the Winterwarm Smart Controller, providing advanced control and monitoring options. However, a simple room thermostat can also be used.

Smart Controller - article number IW8050
Device control with several smart functions

- Modbus connection
- WiFi control
- Automatic optimum heating mode
- Up to 4 heaters per controller
- External temperature sensor possible
- Failure diagnosis and reset per heater
- Day/night control
- Cooling function
- Available languages: NL/DE/EN/FR/PL

Room thermostat EC - article number IW3961
Basic on/off roomthermostat

- Temperature range 5°C - 30°C
- IP30
- 230 V
- Switching range 10-200mA

Modbus expansion set – GA8010
To control the WWH-LT via a building management system (BMS), the Smart Controller must be extended with this Modbus expansion set. This enables central monitoring and control.

Connection thermostat – IH8500
Has to be placed on the supply pipe; it prevents the heater from discharging cold air.

Speed controler 0-10V - article number GA3955
Stepless speed control of air volume

Heat pump unit heater WWH-LT-series

WWH-LT series	Low temperature + EC-motor		Compatible heat pump		
	Price £	article no		Price £	article no
WWH 110 LT	1553	GI110WWLEC	HPX 06	3526	GHW8000
WWH 220 LT	2083	GI220WWLEC	HPX 12	4531	GHW8006
WWH 220 LT	2083	GI220WWLEC	HPX 16	4915	GHW8008
WWH 330 LT	2987	GI330WWLEC	HPX 16	4915	GHW8008
WWH 340 LT	3636	GI340WWLEC	HPX 30	7814	GHW8009

Controls

DESCRIPTION	Price £	article no.
Smart Controller	427	IW8050
Room thermostat for EC-control, 230 V.	47	IW3961
Connection thermostat	44	IH8500
Stepless speed controller 0-10V	108	GA3955
Modbus expansion set	460	GA8010
Zone valve, 230V, 3/4" (2-way)	496	GA3980
Condensate pump set incl. sifon adapter, hose connector, hose to waiste soil pipe, and 6 m. hose for condensate discharge*	326	GX8002
Hose for condensate discharge 30m., ø10mm	63	IK5785

**) siphon not included*

Accessories WWH-LT-series

DESCRIPTION	Applicable on WWH LT	Price £	article no.
Wall brackets	all units	77	GA8595
Ceiling suspension set (do not apply in situations with cooling)	all units	73	GA8600-2
Suspension brackets U-bracket S (wall- or ceiling suspension)	WWH 110 LT	178	GA8610
Suspension brackets U-bracket M (wall- or ceiling suspension)	WWH 220 LT	198	GA8620
4-way down flow plenum (do not apply in situations with cooling)	WWH 110 LT	134	GA120WW-1
4-way down flow plenum (do not apply in situations with cooling)	WWH 220 LT	165	GA245WW-2
4-way down flow plenum (do not apply in situations with cooling)	WWH 330-340 LT	207	GA380WW-2
Set vertical louvres (5 pcs.)	WWH 110 LT	72	GA110VS
Set vertical louvres (6 pcs.)	WWH 220 LT	96	GA220VS
Set vertical louvres (6 pcs.)	WWH 330-340 LT	115	GA340VS

Winterwarm WWH

Characteristics:

- Comfortable temperature distribution
- Various air discharge options
- Easy to control
- Quiet and energy-efficient
  EC version available
- Can be installed anywhere
- Good price/quality ratio
- Suitable for all water temperatures
- Long service life

WWH-EC: extra comfort and energy savings

The WWH-EC version of the WWH is standard equipped with an energy-efficient EC fan. This results in a more comfortable indoor climate thanks to lower noise levels and the stepless control of the fan. Through a 0-10 V signal, the air volume of the unit can be precisely adjusted as desired. In addition, the WWH-EC consumes approximately 25% less electricity than the standard WWH version. This makes the WWH-EC an efficient solution for those who want to combine comfort and energy savings.

Water supplied air heating (or LPHW heating) has been a proven heating system for many years. Depending on the heat source, these units offer a sustainable heating solution for evenly and comfortably heating commercial spaces. Due to the flexible mounting and air discharge options, the WWH can be used in a wide range of applications such as warehouses, showrooms, workshops, shops, and halls.

The WWH is usually connected to a central heating boiler, but it is also suitable for businesses with a district heating network. At low water temperatures, it is preferable to choose the WWH-LT series due to its special heat exchanger.

Easy installation and fast heating!

Installation options

Wall suspension

Wall suspension



Cantilever brackets M

Ceiling suspension set

Suspension brackets
U-bracket S and M

Threaded rod suspension

Want to know more?
Visit www.winterwarm.co.uk
or scan the QR code!

How does the WWH air heater work?

Water-fed air heaters are efficient heat distribution systems that use hot water to warm air, which is then released into the space. The heat exchanger consists of copper tubes with aluminium fins, which efficiently transfer heat to the air. A powerful fan ensures the distribution of heat throughout the space. In the standard WWH, this is controlled via a 5-step controller; in the WWH-EC version, it is steplessly controlled using a 0–10 V signal.

Variable air distribution

The WWH can discharge air either horizontally or vertically and can be mounted on the wall or ceiling. The outlet grill is rotatable, allowing the water connections to be positioned on the desired side. As an option, vertical louvres can be installed to adjust the airflow direction.

For spaces lower than 4 metres, a 4-way discharge plenum is available. This allows the unit to be integrated into a suspended ceiling while the discharge plenum underneath distributes warm air evenly across the room. In this way, the air heater remains discreet while maintaining optimal heating comfort.

Simple and flexible heating solution

The WWH is also ideal for use in combination with radiators, for example in a warehouse or sports canteen: the central heating boiler heats smaller rooms with radiators and the canteen or warehouse with a Winterwarm WWH air heater. With a 2-way valve, you can easily decide which room(s) you want to heat. Together with the relatively low investment cost of a WWH, this provides a perfect heating solution for such applications.

4-way discharge plenum

vertical louvres

standard

Technical data WWH-series

Type	Unit	110	115	120	230	235	245	350
Article number		GI122LWW	GI122HWW	GI123HWW	GI162LWW	GI162HWW	GI163HWW	GI202LWWW
Heating capacity*	kW	11.7	14.7	19.5	22.8	27.7	38.7	48.2
Maximum air output (warm)	m³/h	1400	2200	1900	2600	3850	3450	6600
Throw horizontal	m	10	14	12	19	22	19	20
Throw vertical	m	3,5	5	4	6	7	6	7
Sound level (@ 5 meter)	dB(A)	50	59	58	51	61	60	62
Dimensions (wxhxd)	cm	51x51x37	51x51x37	51x51x37	69x69x45	69x69x45	69x69x45	86x86x43

**) at a water temperature of 90°/70° and a room temperature of 15°C*

Technical data WWH-EC serie

Type	Unit	115EC	120EC	235EC	245EC	350EC	365EC	380EC
Article number		GI122HWWEC	GI123HWWEC	GI162HWWEC	GI163HWWEC	GI202LWWWEC	GI202LWWEC	GI203LWWEC
Heating capacity*	kW	14.7	19.7	27.8	38.7	46.4	54.4	76.8
Maximum air output (warm)	m³/h	2200	1950	3900	3500	6150	8500	7600
Throw horizontal	m	16	14	22	19	21	25	21
Throw vertical	m	5	5	7	6	7	8	7
Sound level (@ 5 meter)	dB(A)	35-54	35-54	35-59	35-57	35-60	35-56	35-54
Dimensions (wxhxd)	cm	51x51x37	51x51x37	69x69x45	69x69x45	86x86x43	86x86x43	86x86x43

**) at a water temperature of 90°/70° and a room temperature of 15°C*

Capacities at different water temperatures

In situations where different inlet and outlet water temperatures apply, the specified output of the heater must be multiplied by the value in the table below. The WWH is not suitable for steam applications.

Air temperature	0°C	5°C	10°C	15°C	18°C	20°C
Water temperature						
90/70°C	1.30	1.19	1.10	1.00	0.94	0.91
80/60°C	1.11	1.01	0.91	0.82	0.76	0.73
70/50°C	0.92	0.82	0.73	0.64	0.56	0.55
60/40°C	0.73	0.64	0.54	0.45	0.40	0.37
50/30°C	0.54	0.45	0.37	0.27	0.22	0.18

Control options

Control Options

Simplicity is central to the WWH series. The control system is designed according to this same principle. The primarily used heat source determines how the complete heating system is controlled. In addition, the standard WWH air heater can be controlled using an on/off thermostat or a programmable thermostat in combination with a connection thermostat. The air volume can also be adjusted using a 5-step switch.
The WWH-EC is controlled via a 0–10 V signal, supplied by a building management system or a room thermostat, optionally with a timer function. The air volume is continuously variable via a 0–10 V fan speed controller.

Room thermostat, on/off - article number IW3950
Roomthermostat to control the standard WWH heaters
- Temperature range 5°C - 30°C
- IP30
- 230 V, 50 Hz
- for heaters with AC-fan motor, switching range 200mW-10A

Room thermostat on/off for EC - article number IW3961
Roomthermostat to control the WWH-EC heaters
- Temperature range 5°C - 30°C
- IP30
- 230 V
- for heaters with EC-fan motor, switching range 10-200mA

Clock thermostat - article number IW3968
- Temperature range 2°C - 30°C
- 230 V
- IP40
- Switches max. 10 A.
- Weekly program
- Excl. 2 × 1.5 V AA batteries

Connection Thermostat - article number IH8500
To be placed on the supply pipe of the WWH; it prevents the heater from discharging cold air
- Temperature range 20°C - 90°C
- IP30
- 230 V
- Max. 2.5 A.

To reduce the air volume of the WWH and WWH-EC, the following controllers are available:
- GA3955: 0-10 V speed controller
- IA8540 to IA8516: 5-step switches

Water supplied unit heater WWH and WWH-EC-series

WWH series	Standaard	
	Price £	article no.
WWH 110	731	GI122LWW
WWH 115	804	GI122HWW
WWH 120	936	GI123HWW
WWH 230	1128	GI162LWW
WWH 235	1229	GI162HWW
WWH 245	1420	GI163HWW
WWH 350	1548	GI202LWWW

WWH-EC series	EC-ventilator	
	Price £	article no.
WWH 115 EC	1060	GI122HWWEC
WWH 120 EC	1229	GI123HWWEC
WWH 235 EC	1790	GI162HWWEC
WWH 245 EC	2078	GI163HWWEC
WWH 350 EC	2057	GI202LWWWEC
WWH 365 EC	2172	GI202LWWEC
WWH 380 EC	2288	GI203LWWEC

Controls

WWH	Price £	article no.
Room thermostat on/off 230V, 10 A, IP30	48	IW3950
Clock thermostat 230V, 10 A	352	IW3968
Connection thermostat	44	IH8500
Zone valve, 230V, 3/4” (2-way)	496	GA3980
5-step switch 2.2 A	282	IA8540
5-step switch 3.5 A	292	IA8542
5-step switch 5 A	320	IA8543
5-step switch 8 A	424	IA8544
5-step switch 11 A	544	IA8515
5-step switch 15 A	883	IA8516

WWH-EC	Price £	article no.
Room thermostat for EC-control, 230 V.	47	IW3961
Clock thermostat 230V, 10 A	352	IW3968
Connection thermostat	44	IH8500
Zone valve, 230V, 3/4” (2-way)	496	GA3980
Stepless speed controller 0-10V	108	GA3955

Accessories WWH and WWH-EC-series

DESCRIPTION	Applicable on WWH	Applicable on WWH EC	Price £	article no.
Wall brackets	all units	all units	77	GA8595
Ceiling suspension set	all units	all units	69	GA8600
Suspension brackets U-bracket S (wall- or ceiling suspension)	WWH 110-120	WWH 115-120 EC	178	GA8610
Suspension brackets U-bracket M (wall- or ceiling suspension)	WWH 230-245	WWH 235-245 EC	198	GA8620
4-way down flow plenum	WWH 110-120	WWH 115-120 EC	134	GA120WW-1
4-way down flow plenum	WWH 230-245	WWH 235-245 EC	188	GA245WW-1
4-way down flow plenum	WWH 350	WWH 350-380 EC	237	GA380WW-1
Set vertical louvres (5 pcs.)	WWH 110-120	WWH 115-120 EC	72	GA120VS-1
Set vertical louvres (6 pcs.)	WWH 230-245	WWH 235-245 EC	96	GA245VS-1
Set vertical louvres (6 pcs.)	WWH 350	WWH 350-380 EC	115	GA380VS-1

Winterwarm JET

Characteristics:

- All-electric industrial hall heating
- Applicable in high areas with 5 to 15 m height
- Operates with low water temperatures
- Up to 30% energy savings
- No extra recirculation fans needed
- Reduces heat loss through the ceiling
- Suitable for use with various types of heat pumps
- Conical nozzles with induction of air for more air recirculation

All-electric heating for high commercial spaces

The Winterwarm JET has been developed for the sustainable heating of high halls. Combined with a heat pump, the system provides a fully electric heating solution that delivers optimum performance at low water temperatures.

The specially developed discharge module directs the warm air downwards and spreads it efficiently in four directions. The warm air reaches the working area effortlessly, even from considerable heights. This creates a comfortable working environment with lower energy consumption and reduced CO_2 emissions.

Efficiently heating high industrial buildings, warehouses and logistics centres is often a challenge. Warm air naturally rises and collects beneath the roof, while comfort is needed at working height. The Winterwarm JET has been specially developed for halls approximately 5 to 15 metres high and actively transports heat downwards to where it is needed.

Thanks to the unique combination of low-temperature heating, powerful air circulation and intelligent control, the temperature difference between floor level and ceiling is kept to a minimum. This results in an even temperature distribution, reduced heat loss through the roof and significantly lower energy consumption.

Comfort down to floor level!

Installation options

JET 340 M incl. Modbus router

JET 220 M and JET 330 M incl. Modbus router

JET 220/330/340 S incl. 0-10 V plug

JET with heat pump

The JET 340 S and M are supplied as standard with a power isolation switch due to their 3-phase connection.

Want to know more?
Visit www.winterwarm.co.uk
or scan the QR code!

How does the JET work?

The Winterwarm JET is a heat pump air heater designed for application in combination with a heat pump or another low-temperature heat source (such as district heating or a low-temperature boiler system). As a heat pump, you can choose a Winterwarm HPX heat pump or another standard heat pump with Modbus protocol.

Inducing airflow

The low discharge air temperature is precisely what enables an air throw of up to 15 metres. The specially developed discharge module is fitted with conical nozzles. These nozzles create a powerful airflow with a high level of induction. This means that not only the discharged air is distributed, but also a much larger volume of surrounding air is drawn into the air circulation. This prevents heat accumulation beneath the roof and ensures that available heat is used efficiently.

Save energy

Thanks to the strong air circulation, additional ceiling fans are no longer required. Heat that accumulates underneath the roof is efficiently recovered through the integrated delta T-control, already resulting in significant energy savings. By reducing the temperature difference between floor level and ceiling, heat loss is minimised, leading to lower energy consumption. In addition, JET air heaters are equipped as standard with EC fans with low electrical consumption.

A comfortable working environment

A consistent and comfortable indoor climate is created as the discharge module distributes warm air in four directions. The adjustable nozzles allow the airflow pattern to be tailored to the specific building layout, ensuring that heat is delivered exactly where it is needed. For optimum system control, the Winterwarm Smart Controller offers additional options for energy-efficient and effective operation.

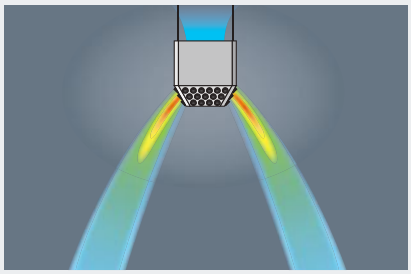
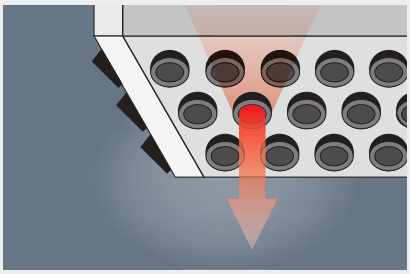


Operation of the nozzles



Technical data JET series

Type	Unit	JET220	JET330	JET340
Article number model JET-S, standard		**GJ220BWWS**	**GJ330BWWS**	**GJ340BWWS**
Article number model JET-M, including modbusrouter		**GJ220BWWM**	**GJ330BWWM**	**GJ340BWWM**
Max. heat emission (45°/40°C), room temperature 15°C	kW	22.9	33.7	44.7
Max. heat emission (35°/30°C), room temperature 15°C	kW	14.0	20.6	27.3
Maximum air volume	m³/h	4200	5500	8000
Maximum throw vertical	m	12	14	16
Connection voltage		230V (1F+N)	230V (1F+N)	400V (3F+N)
Sound level (@ 5 m height)	dB(A)	47-63	47-63	47-63
Recommended mounting height (floor to bottom of unit)	m	7-10	9-14	10-15
Power isolation switch in heater		no	no	yes
Dimensions (width × height × depth)	cm	70 x 82 x 70	87 x 92 x 87	87 x 92 x 87

Heating capacity at various water temperatures

In situations where different inlet and outlet water temperatures apply, use underneath table. Multiply the heater's specified heating capacity by the corresponding factor from the table below. Lower water temperatures are not advised due to risk of condensation; the JET is not suitable for cooling.

Air temperature	0ºC	5ºC	10ºC	15ºC	18ºC	20ºC
Water temperature						
35/30°C	1.19	1.00	0.81	0.61	0.49	0.42
45/40°C	1.59	1.39	1.19	1.00	0.88	0.81
45/35°C	1.49	1.28	1.06	0.85	0.69	0.63
60/40°C	1.79	1.57	1.32	1.10	0.98	0.91
70/50°C	2.25	2.01	1.79	1.57	1.37	1.35
80/60°C	2.76	2.45	2.19	1.92	1.68	1.65

Example layout of a hall with JET air heaters

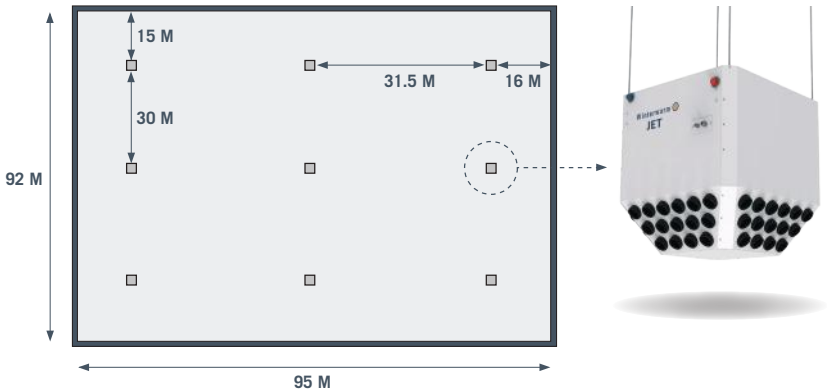

Control options

Control options

The JET series is available in two versions:
JET-M models come fitted with a Modbus router (Modbus RTU) as standard. This allows you to control the units directly via a building management system or using the Winterwarm Smart Controller, even in combination with other Winterwarm unit air heaters. For the JET-S models a simple 0–10 V thermostat or 0–10 V controller is sufficient for control.

JET-M

Winterwarm Smart Controller (article number IW8050)
- Modbus connection
- Wifi control
- Self-learning for cost efficient heating
- Max. 4 heaters per controller
- External sensor possible
- Setting and read-out possibility per heater
- Day/night control
- Available languages: NL/DE/EN/FR/PL

JET-S

Room thermostat on/off for EC (article number IW3961)
Basic room thermostat to control the JET-S
- Temperature range 5°-30°C
- IP30
- 230 V, 50Hz
- suitable for heaters with EC-fan, switching range 10mA-200mA

Speed controler (article number GA3955)
Stepless speed control of air volume



Heat pump unit heater JET-series

JET series S	Standard		JET series M	Incl. modbus router	
	Price £	article no.		Price £	article no.
JET 220 S	3476	GJ220BWWS	**JET 220 M**	3914	GJ220BWWM
JET 330 S	4316	GJ330BWWS	**JET 330 M**	4778	GJ330BWWM
JET 340 S	4988	GJ340BWWS	**JET 340 M**	5449	GJ340BWWM

Accessories JET-series

CONTROLS	Price £	article no.
Stepless speed controller 0-10V	108	GA3955
Smart Controller	427	IW8050
Modbus expansion set (Note: the JET-M comes standard with an integrated Modbus router)	460	GA8010
Room thermostat for EC-control, 230 V.	47	IW3961
Connection thermostat	44	IH8500

Compatible heat pumps

DESCRIPTION		Price £	article no.
JET 220 M/S	HPX 12	4531	GHW8006
JET 220 M/S - JET 330 M/S	HPX 16	4915	GHW8008
JET 340 M/S	HPX 30	7814	GHW8009

Winterwarm EH

Characteristics:

- 100% efficiency
- Sustainable heating
- 0% CO_2 emissions
- Variable heating capacity
- Efficient space heating
- Modulating fan
- Simple installation

Sustainable heating without gas

The drive towards more sustainable commercial buildings, moving away from natural gas as the main fuel for heating, are making electric air heating increasingly relevant. With the EH series, you can heat electrically without relying on fossil fuels. Especially when combined with PV installations, this is a future-proof solution that perfectly supports the energy transition and the desire to make use of generated solar or wind energy. Electric heating does, however, require a sufficiently robust power supply. It is therefore important to assess in advance whether adequate amperage is available on site and whether grid congestion could become an issue.

The Winterwarm EH is an electric air heater designed for the efficient heating of industrial halls, warehouses and other commercial spaces. This form of heating is characterised by rapid heat-up times and an even distribution of heat throughout the building, increasing comfort while helping to reduce energy consumption.

The Winterwarm EH offers flexible application possibilities, whether as the primary heating system in all-electric buildings or as supplementary heating in hybrid installations. High efficiency, straightforward installation and low investment costs make the EH an attractive heating solution for a wide range of applications. Air heating delivers heat exactly where it is needed, without the slow response times associated with water-based heating systems.

Flexible installation and fast heat-up!

Installation options

Design suspension (wall suspension, max. 45°)

Design suspension (wall suspension)



Suspension brackets S and M (wall suspension)



Suspension using threaded bar (ceiling suspension)

Cantilever brackets M (wall suspension)

Cantilever brackets M (wall suspension)

Want to know more?
Visit www.winterwarm.co.uk
or scan the QR code!

How does the EH air heater work?

The Winterwarm EH converts electrical energy directly into heat and distributes it through the room using a fan. Thanks to the combination of a powerful two-stage fan and a carefully designed unit, the warm air is evenly distributed, ensuring a stable temperature and lower energy consumption.

Sustainable heating

With 100% efficiency, all generated heat is effectively delivered to the room. The integrated delta T-control first makes use of the warm air already present beneath the ceiling. Only when this is insufficient to reach the desired room temperature does the electric heating element switch on. The two-stage control also adjusts automatically: once the set temperature has been reached, the unit switches to a lower output and reduced ventilation speed to prevent draughts and maintain comfort.

Installation and mounting

Thanks to the flexible suspension system, with a choice of three types of brackets and the option of angled discharge (up to 45°), the unit can be installed in almost any location. The unit can be wall-mounted using brackets or suspended from the ceiling using threaded bar. The horizontal louvres are adjustable, while vertical louvres are available as an option for more directed airflow. A power supply capable of delivering sufficient current is essential. The standard connection is 400 V, while the EH 5 and EH 10 can also be connected to a 230 V supply.

WCU air-circulation unit for improved heat distribution

vertical louvres

Technical data EH-series

Type	Unit	EH 5	EH 10	EH 15	EH 20	EH 25	EH 30	EH 40	EH 50	EH 60
Article number		**GE05A0WW**	**GE10A0WW**	**GE15A0WW**	**GE20A0WW**	**GE25A0WW**	**GE30A0WW**	**GE40A0WW**	**GE50A0WW**	**GE60A0WW**
Heating capacity	kW	5.0	9.9	15.0	19.8	24.9	29.7	39.6	49.5	59.4
Maximum electrical current per phase*	A	11.9	15.5	22.9	31.0	37.2	44.2	59.0	73.9	88.4
Maximum air output (warm)	m³/h	3100	3100	3100	3100	3000	3000	4400	6000	6000
Throw	m	23	23	23	23	22	22	28	30	30
Sound level (@ 5 meter)	dB(A)	55-58	55-58	55-58	55-58	55-58	55-58	57-60	62-65	62-65
Weight	kg	24	25	26	26	28	30	34	70	70
Dimensions (wxhxd)	cm	57x49x52	57x49x52	57x49x52	57x49x52	57x49x52	57x49x52	65X49X66	83x67x63	83x67x63

**) Standard: 3-phase connection; EH 5 and EH 10 are also suitable for 1-phase connection*

Control options

Control Options

The MultiTherm Standard and MultiTherm Comfort thermostats optimize the operation of EH heaters. These thermostats are user-friendly and easy to operate.

Smart Controller - device control with several smart functions
article number IW8050

- Modbus connection
- WiFi control
- Automatic optimum heating mode
- Up to 4 heaters per controller
- External temperature sensor possible
- Failure diagnosis and reset per heater
- Day/night control
- Available languages: NL/DE/EN/FR/PL

MTC - clockthermostat with extra functions
article number IX3912

- Modulation on room temperature
- 10 programmable time blocks
- Overtime program
- Summer ventilation
- Controls up to 8 heaters
- Failure diagnosis and reset per heater
- Low voltage current (24V)
- To interrupt heat demand with an external signal
- Keyboard locking (pin code)

External temperature sensor possible.
article number GA3929

Additional control options

Modbus Control Set – GA5903	: enables integration with a building management system (BMS).
MTS Thermostat – IX3911	: on/off thermostat with extra functions.
0-10 V. Control Set – GA5906	: allows regulation via a 0-10V signal without temperature measurement.
External Alarm Signal Set – GA4009	: adds an external alarm output.
Room thermostat, on/off – IW3950	: Simple on/off roomthermostat, 230 V. 10 Amp.
Power Isolation switch, 4 poles, IP65	: 25 Amp., 230-400 V – IK5282 63 Amp., 400 V – IE5210 125 Amp., 400V – IE5212

Electric warm-air heater EH-series

EH series	Price £	article no.
EH 5	1073	GE05A0WW
EH 10	1393	GE10A0WW
EH 15	1640	GE15A0WW
EH 20	1749	GE20A0WW
EH 25	2083	GE25A0WW
EH 30	2311	GE30A0WW
EH 40	2617	GE40A0WW
EH 50	3120	GE50A0WW
EH 60	3599	GE60A0WW

Accessories EH-series

CONTROLS	Applicable on	Price £	article no.
Smart Controller	EH 5 - EH 60	427	IW8050
Thermostat Multitherm Standard, controls up to 8 heaters	EH 5 - EH 60	173	IX3911
Thermostat Multitherm Comfort, controls up to 8 heaters	EH 5 - EH 60	333	IX3912
Remote sensor for MTC thermostat	EH 5 - EH 60	129	GA3929
Modbus control set	EH 5 - EH 60	69	GA5903
0-10 V input control set	EH 5 - EH 60	69	GA5906
Room thermostat on/off 230V, 10 A, IP30	EH 5 - EH 60	48	IW3950
Power isolation switch 230V - 400V, 25 A	EH 5 - EH 15	75	IK5282
Power isolation switch 400 V, 32 A	EH 20	131	IE5209
Power isolation switch 400V, 63 A	EH 25 - EH40	206	IE5210
Power isolation switch 400 V, 125 A	EH 50 - EH 60	544	IE5212

SUSPENSION	Applicable on	Price £	article no.
Suspension brackets U-bracket S (wall suspension)	EH 5 - EH 40	178	GA8610
Suspension brackets U-bracket M (wall suspension)	EH 50 - EH 60	198	GA8620
Suspension brackets M (wall suspension)	EH 50 - EH 60	186	GA8580
Mounting set console for on H-beam (in combination with GA8610/20/30)	EH 5 - EH 40	129	GA8680
Clampset for mounting to H-profile (combined with GA8580)	EH 50 - EH 60	333	GA8685
Design bracket (wall suspension)	EH 5 - EH 40	275	GA8630
Set vertical louvres (4 pcs.)	EH 5 - EH 40	115	GX2002
Set vertical louvres (4 pcs.)	EH 50 - EH 60	145	GX4003

Winterwarm HR

Characteristics:

- High efficiency
- Energy saving
  (25% compared to conventional heaters)
- Rapid heating of the room
- Delta-T control
- Tilt-mounted option for diagonal heat distribution (HR 10-60)
- Economical and quiet EC fan
- 10 years warranty on heat exchanger
- Relatively low investment

Versatile and powerful

Whether it's a store or a large factory hall, there is a suitable HR air heater for every space. Capacities range from 10 kW to 120 kW.
The HR 80, HR 100, and HR 120 models feature four powerful fans that distribute warm air deep into the room. Looking for less noise and lower electricity consumption? Then the HR-EC variant is the ideal choice.

Direct gas fired air heating remains a perfect heating solution for heating large spaces. The room quickly reaches the desired temperature, comfort is high thanks to intelligent control, and there is no unnecessary heat loss due to night setback.

A high-efficiency air heater is also much more sustainable than conventional gas-fired air heaters. When comparing energy consumption, comfort, and investment costs, the Winterwarm HR series is often the preferred choice for heating large spaces.

Versatile, reliable, and high efficiency!

Installation possibilities

Design suspension (wall suspension)

Suspension brackets S (wall suspension)

Suspension brackets M (wall suspension)

Cantilever brackets M

Cantilever brackets M and L

Cantilever brackets L

Want to know more?
Visit www.winterwarm.co.uk
or scan the QR code!

How does the HR unit air heater work?

The Winterwarm HR is an intelligent and energy-efficient air heater. Its specially designed stainless steel heat exchanger ensures optimal heat transfer. The smaller models are compact and lightweight, making them ideal for use in retail spaces.

All models achieve a high efficiency of 106% and automatically adjust their output based on the heating demand. A smart thermostat manages this process, ensuring that the space remains comfortably warm without unnecessary energy consumption.

Smart energy savings with delta-T control

The Winterwarm HR uses sensors to measure the temperature difference between the floor and the ceiling. If a significant amount of warm air accumulates underneath the ceiling, the fan activates to redistribute the heat downward. This reduces the need for frequent burner operation and minimizes heat loss through the roof, leading to substantial gas savings. If the room is higher than 5 metres, we recommend installing additional ceiling fans to bring the heat down to floor level and prevent heat loss through the roof.

Extra quiet and energy-efficient: HR-EC series

The HR-EC models offer even greater energy efficiency and quieter operation. They consume 25% less electricity and feature an EC fan (0-10V) that runs smoothly and quietly. This results in even heat distribution and a 50% noise reduction, making them ideal for environments such as showrooms, cafeterias, and retail spaces.

Adjustment of the throw

If the air heater is positioned opposite of a wall or storage rack, vertical louvres can be installed on the discharge grill to adjust the airflow. This modification reduces the throw distance by approximately 30%, optimizing heat distribution within the space.

WCU circulation unit

vertical louvres

Technical data (general)

Type	Unit	HR10	HR20	HR30	HR40	HR50	HR60	HR80	HR100	HR120
Maximum heat output	kW	12	19.2	29	38.8	48.3	58	69.8	88.3	107.7
Nominal heat input max. (H.I.)	kW	12.5	20	30	40	50	60	72	91	111
Weight	kg	45	50	75	85	105	110	190	200	225
Max. length flue*	m	9	9	9	9	9	9	9	9	9
Dimensions, width	mm	495	495	670	670	670	670	1040	1040	1040
Dimensions, height	mm	650	650	795	795	1065	1065	1135	1135	1280
Dimensions, depth	mm	530	530	650	650	650	650	1010	1010	1010

Additional technical data HR

Article number for natural gas version		GM10AAG20	GM20AAG20	GM30AAG20	GM40AAG20	GM50AAG20	GM60AAG20	GM80AAG20	GM03AAG20	GM04AAG20
Article number for propane version		GM10AAG31	GM20AAG31	GM30AAG31	GM40AAG31	GM50AAG31	GM60AAG31	GM80AAG31	GM03AAG31	GM04AAG31
Maximum air output warm	m³/h	2000	2600	3000	4500	6400	6800	11000	12900	14600
Throw horizontal (max)	m	15	20	23	26	28	30	42	48	49
Sound level (@ 4 meter), range	dB(A)	56-58	56-58	56-58	57-61	61-64	61-64	56-61	56-61	56-62

Aanvullende technische gegevens HR-EC

Article number for natural gas version		GM10AAG20EC	GM20AAG20EC	GM30AAG20EC	GM40AAG20EC	GM50AAG20EC	GM60AAG20EC	GM80AAG20EC	GM03AAG20EC	GM04AAG20EC
Article number for propane version		GM10AAG31EC	GM20AAG31EC	GM30AAG31EC	GM40AAG31EC	GM50AAG31EC	GM60AAG31EC	GM80AAG31EC	GM03AAG31EC	GM04AAG31EC
Maximum air output warm	m³/h	2200	2650	3150	4500	6700	6700	12400	13500	15400
Throw horizontal (max)	m	15	20	23	26	28	30	42	48	49
Sound level (@ 4 meter), range	dB(A)	42-54	42-54	43-55	47-62	48-64	48-64	50-60	50-60	56-61

**) for each 90° elbow, 1.5 m. less; for each 45° elbow 1m. less*

Flue terminals

The unit is supplied complete with a siphon for the drainage of condensate water, preferably via the sewer system. For drainage via the flue gas system (where the water partially evaporates), a special flue gas discharge kit including a condensate pump is available.



Wall terminal CT HR 10 - HR 120

Roof terminal DDV HR 10 - HR 120

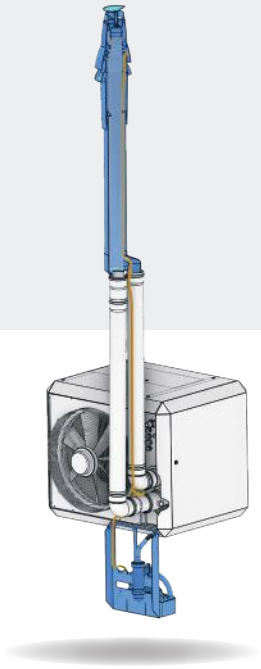

Evaporation possible via the roof terminal

Control options

Control Options

The MultiTherm Standard and MultiTherm Comfort thermostats optimize the operation of HR heaters. These thermostats are user-friendly and easy to operate.

Smart Controller - device control with several smart functions
article number IW8050

- Modbus connection
- WiFi control
- Automatic optimum heating mode
- Up to 4 heaters per controller
- External temperature sensor possible
- Failure diagnosis and reset per heater
- Day/night control
- Available languages: NL/DE/EN/FR/PL

MTC - clockthermostat with extra functions
article number IX3912

- Modulation on room temperature
- 10 programmable time blocks
- Overtime program
- Summer ventilation
- Controls up to 8 heaters
- Failure diagnosis and reset per heater
- Low voltage current (24V)
- To interrupt heat demand with an external signal
- Keyboard locking (pin code)

External temperature sensor possible.
article number GA3929

Additional control options

Modbus Control Set – GA5903 : enables integration with a building management system (BMS).
MTS Thermostat – IX3911 : on/off thermostat with extra functions.
0-10 V. Control Set – GA5906 : allows regulation via a 0-10V signal without temperature measurement.
External Alarm Signal Set – GA4009 : adds an external alarm output.
Service Switch – IK5282 : recommended for maintenance, allowing the unit to be safely switched off.

Condensing unit air heater HR & HR-EC-series

HR series	Natural Gas (G20)		Propane (G31)	
	Price £	article no.	Price £	article no.
HR 10	3289	GM10AAG20	3389	GM10AAG31
HR 20	3695	GM20AAG20	3823	GM20AAG31
HR 30	4193	GM30AAG20	4348	GM30AAG31
HR 40	5097	GM40AAG20	5253	GM40AAG31
HR 50	5773	GM50AAG20	6020	GM50AAG31
HR 60	6536	GM60AAG20	6783	GM60AAG31
HR 80	6892	GM80AAG20	6979	GM80AAG31
HR 100	8491	GM03AAG20	8573	GM03AAG31
HR 120	10030	GM04AAG20	10112	GM04AAG31

HR-EC series	Natural Gas (G20)		Propane (G31)	
	Price £	article no.	Price £	article no.
HR 10 EC	3764	GM10AAG20EC	3864	GM10AAG31EC
HR 20 EC	4184	GM20AAG20EC	4312	GM20AAG31EC
HR 30 EC	4673	GM30AAG20EC	4846	GM30AAG31EC
HR 40 EC	5595	GM40AAG20EC	5773	GM40AAG31EC
HR 50 EC	6404	GM50AAG20EC	6641	GM50AAG31EC
HR 60 EC	7253	GM60AAG20EC	7504	GM60AAG31EC
HR 80 EC	8075	GM80AAG20EC	8212	GM80AAG31EC
HR 100 EC	9747	GM03AAG20EC	9875	GM03AAG31EC
HR 120 EC	11382	GM04AAG20EC	11515	GM04AAG31EC

Accessories HR & HR-EC-series

CONTROLS	Applicable on	Price £	article no.
Smart Controller	HR10 - HR120	427	IW8050
Thermostat Multitherm Standard controls up to 8 heaters	HR10 - HR120	173	IX3911
Thermostat Multitherm Comfort controls up to 8 heaters	HR10 - HR120	333	IX3912
Remote sensor for MTC thermostat	HR10 - HR120	129	GA3929
Modbus control set	HR10 - HR120	69	GA5903
0-10 V input control set	HR10 - HR120	69	GA5906
Power isolation switch 230V-400V, 25 A	HR10 - HR120	75	IK5282
Service set alarm contact	HR10 - HR120	26	GA4009
Service set alarm-reset	HR10 - HR120	130	GA4012

FLUE MATERIALS	Applicable on	Price £	article no.
Roof terminal 80/125 HR	HR10 - HR60	160	IA8214
CT 80/125 HR Wall terminal	HR10 - HR60	136	IA8216
Concentric roof terminal 100/150 (condensing)	HR80 - HR100	362	IA8108
Concentric wall terminal 100/150 (condensing)	HR80 - HR100	235	IA8114
Roof terminal DDV 130/200 HR	HR120	576	IA8307
Wall terminal CT 130/200 HR	HR120	435	IA8314

CONDENSATE DISCHARGE through the roof	Applicable on	Price £	article no.
Roof terminal incl. pump/ neutralization set 80/125 HR	HR10 - HR20	849	GA8215
Roof terminal incl. pump/ neutralization set, 180/125 HR	HR30-60	897	GA8216
Roof terminal incl. pump/ neutralization set, 100/150 HR	HR80 - HR100	993	GA8109
Roof terminal incl. pump/ neutralization set, 130/200 HR	HR120	1285	GA8308

** For extra flue material look at page 60*

SUSPENSION	Applicable on	Price £	article no.
Suspension brackets U-bracket S (wall suspension)	HR10 - HR20	178	GA8610
Suspension brackets U-bracket M (wall suspension)	HR30 - HR40	198	GA8620
Mounting set console for on H-beam (in combination with GA8610/20/30)	HR10 - HR40	129	GA8680
Mounting set on H-beam (in combination with GA8580)	HR30 - HR60	333	GA8685
Suspension brackets M (wall suspension)	HR30 - HR60	186	GA8580
Suspension brackets L (wall suspension)	HR80 - HR120	259	GA8622
Design bracket (wall suspension)	HR10 - HR20	275	GA8630

OTHER	Applicable on	Price £	article no.
Set vertical louvres (4 pcs.)	HR10 - HR20	115	GX2001
Set vertical louvres (4 pcs.)	HR30 - HR40	145	GX4001
Set vertical louvres (6 pcs.)	HR50 - HR60	177	GX6002
Set vertical louvres (6 pcs.)	HR80 - HR120	189	GX8010
Condensate pump set incl. sifon adapter, hose connector, hose to waiste soil pipe, and 6 m. hose for condensate discharge*	HR10 - HR120	326	GX8002
Hose for condensate discharge 30m., Ø 10mm	HR10 - HR120	63	IK5785
Fanbox HR for outside air entry, incl. connection piece and 2 dampers	HR30 - HR60	926	GAX60110
Servomotor 220V for dampers on fanbox	HR30 - HR60	635	IK4800
Remote step control for servomotor	HR30 - HR60	250	GA4801

**) siphon not included*

Winterwarm XR+

Characteristics:

- Improved efficiency
- Quick warm up
- Delta-T control
- Variable airflow, also vertical (XR 10+-60+)
- Airlift effect
- No condensate drain necessary
- 10-year heat exchanger warranty
- Reliable design
- Relatively low investment

Versatile and powerful

Whether it is a retail store or a large industrial hall, there is a suitable XR+ air heater for every space. Output ranges from 10 kW to 120 kW. In the XR 80+, XR 100+ and XR 120+, four powerful fans ensure that warm air is distributed deep into the space. There is no risk of condensation, so a condensate drain is not required, a major advantage during installation. From a cost perspective, the XR+ is also an attractive choice.

Direct gas-fired air heating remains an excellent solution for heating large spaces. The building quickly reaches the desired room temperature, comfort is high thanks to intelligent control, and there is no unnecessary heat loss due to night setback.

The XR+ has built up a strong reputation over many years: easy to use for the end user, reliable in operation, and simple to install for installers. Where purchase and installation costs are an important factor, the Winterwarm XR+ series is the ideal choice.

Versatile and reliable!

Installation options

Suspension brackets S and M (wall or ceiling suspension)

Suspension brackets S and M (wall or ceiling suspension)

Design suspension (wall or ceiling suspension)

Vertical suspension set 80-165cm

Cantilever brackets M and L

Cantilever brackets M and L

Want to know more?
Visit www.winterwarm.co.uk
or scan the QR code!

How does the XR+ air heater work?

The Winterwarm XR+ is a smart gas-fired air heater that ensures even and efficient heat distribution. The specially designed stainless steel heat exchanger guarantees optimal heat transfer. Thanks to its compact and lightweight design, the smaller models are ideal for shops, workshops and other smaller spaces.

Flexible installation

The XR10+ through to XR60+ can be installed in almost any position, allowing diagonal or vertical air discharge. This means the airflow can be precisely directed to the required area. When installed for downward discharge, the unit also functions as a ceiling fan, reducing heat loss through the roof and improving energy efficiency.

Smart energy saving

The XR+ is equipped with an advanced delta T-control. Temperature sensors continuously measure the difference between floor and ceiling. When warm air accumulates at high level, the fan automatically activates to recirculate it back into the occupied zone. This helps retain heat more effectively and reduces gas consumption.

Effective air distribution

The XR+'s unique discharge pattern creates a strong air-lift effect, ensuring wide coverage and an even distribution of warm air throughout the space. When air is directed towards a wall or racking, the throw can easily be reduced by 30% using vertical louvres on the discharge grille.

airlift effect *vertical louvres* *vertical airflow*

Technical data XR+-series

Type	Unit	XR 10+	XR 20+	XR 30+	XR 40+	XR 50+	XR 60+	XR 80+	XR 100+	XR 120+
Article number natural gas		GN10AAG20	GN20AAG20	GN30AAG20	GN40AAG20	GN50AAG20	GN60AAG20	GN80AAG20	GN03AAG20	GN04AAG20
Article number propane gas		GN10AAG31	GN20AAG31	GN30AAG31	GN40AAG31	GN50AAG31	GN60AAG31	GN80AAG31	GN03AAG31	GN04AAG231
Nominal heat input max. (h.i.)	kW	14.0	22.8	32.0	44.0	55.0	66.0	72.0	91.0	111.0
Maximum heat output	kW	12.7	20.7	28.9	41.1	50.7	61.2	68.6	86.9	105.6
Air output (warm)	m³/h	2750	4000	4200	5400	8000	8000	10200	10700	13000
Throw horizontal	m	22	30	31	32	46	30	38	40	43
Throw vertical (warm)	m	5	7	7	8	11	8	N/A	N/A	N/A
Sound level @ 5 meter)	dB(A)	54-56	56-58	56-59	54-59	58-64	58-64	58-62	58-62	58-62
Weight	kg	46	50	53	78	86	82	185	195	215
Min. suspension heigt vert.throw	m	4	4	4	5	6	6	n.v.t.	N/A	N/A
Max. length flue horizontal, throw*	m	6	6	6	8	8	8	9	9	9
Max. length flue vertical, throw*	m	2	2	2	2	2	2	N/A	N/A	N/A
Dimensions, height	mm	495	495	495	670	670	670	1040	1040	1040
Dimensions, width	mm	755	755	755	795	795	795	1135	1135	1135
Dimensions, depth	mm	615	615	615	795	795	795	1090	1090	1280

**) for each 90° elbow, 2m. less; for each 45° elbow, 1 m. less. Condensation exhaust necessary when flue > 4m*

Flue terminals

Roof terminal DDV XR10+ - XR120+

XR10+ - XR60+

XR10+ - XR30+



Wall terminal MDV XR10+ - XR30+



Wall terminal CT XR10+ - XR120+

Control options

Control Options

The MultiTherm Standard and MultiTherm Comfort thermostats optimize the operation of XR+ heaters. These thermostats are user-friendly and easy to operate.

Smart Controller - device control with several smart functions
article number IW8050

- Modbus connection
- WiFi control
- Automatic optimum heating mode
- Up to 4 heaters per controller
- External temperature sensor possible
- Failure diagnosis and reset per heater
- Day/night control
- Available languages: NL/DE/EN/FR/PL

MTC - clockthermostat with extra functions
article number IX3912

- Modulation on room temperature
- 10 programmable time blocks
- Overtime program
- Summer ventilation
- Controls up to 8 heaters
- Failure diagnosis and reset per heater
- Low voltage current (24V)
- To interrupt heat demand with an external signal
- Keyboard locking (pin code)

External temperature sensor possible.
article number GA3929

Additional control options

Modbus Control Set – GA5903	: enables integration with a building management system (BMS).
MTS Thermostat – IX3911	: on/off thermostat with extra functions.
0-10 V. Control Set – GA5906	: allows regulation via a 0-10V signal without temperature measurement.
External Alarm Signal Set – GA4009	: adds an external alarm output.
Power Isolation Switch – IK5282	: to be able to switch off the current during maintenance (strongly recommended).

Indirect fired unit air heater XR+-series

XR+ series	Natural Gas (G20)		Propane (G31)	
	Price £	article no.	Price £	article no.
XR10+	2640	GN10AAG20	2713	GN10AAG31
XR20+	2951	GN20AAG20	3083	GN20AAG31
XR30+	3348	GN30AAG20	3531	GN30AAG31
XR40+	4106	GN40AAG20	4230	GN40AAG31
XR50+	4627	GN50AAG20	4864	GN50AAG31
XR60+	5230	GN60AAG20	5476	GN60AAG31
XR80+	5689	GN80AAG20	5767	GN80AAG31
XR100+	6687	GN03AAG20	6781	GN03AAG31
XR120+	7283	GN04AAG20	7387	GN04AAG31

Accessories XR+-series

CONTROLS	Applicable on	Price £	article no.
Smart Controller	XR10+ - XR120+	427	IW8050
Thermostat Multitherm Standard, controls up to 8 heaters	XR10+ - XR120+	173	IX3911
Thermostat Multitherm Comfort, controls up to 8 heaters	XR10+ - XR120+	333	IX3912
Remote sensor for MTC thermostat	XR10+ - XR120+	129	GA3929
Modbus control set	XR10+ - XR120+	69	GA5903
0-10 V input control set	XR10+ - XR120+	69	GA5906
Power isolation switch, 230V - 400V, 25 A	XR10+ - XR120+	75	IK5282
Service set alarm contact	XR10+ - XR120+	26	GA4009
Service set alarm-reset	XR10+ - XR120+	130	GA4012

SUSPENSION	Applicable on	Price £	article no.
Suspension brackets U-bracket S (wall- or ceiling suspension)	XR10+ - XR30+	178	GA8610
Suspension brackets U-bracket M (wall- or ceiling suspension)	XR40+ - XR60+	198	GA8620
Suspension brackets M (wall suspension)	XR40+ - XR60+	186	GA8580
Suspension brackets L (wall suspension)	XR80+ - XR120+	259	GA8622
Mounting set console for on H-beam (in combination with GA8610/20/30)	XR10+ - XR60+	129	GA8680
Mounting set on H-beam (in combination with GA8580)	XR40+ - XR60+	333	GA8685
Vertical suspension kit 80-165 cm	XR10+ - XR60+	198	GA8645
Design bracket (wall- or ceiling suspension)	XR10+ - XR30+	275	GA8630

FLUE MATERIALS	Applicable on	Price £	article no.
Roof terminal DDV 80/125	XR10+ - XR60+	199	IA8202
Wall terminal MDV 80 (2-pipes)	XR10+ - XR60+	178	IA8212
Concentric wall terminal CT 80/125	XR10+ - XR60+	140	IA8113
Roof terminal DDV 100/150	XR80+ - XR100+	289	IA8101
Concentric wall terminal CT 100/150	XR80+ - XR100+	235	IA8112
Roof terminal DDV 130/200	XR120+	491	IA8305
Wall terminal CT 130/200	XR120+	322	IA8312

** For extra flue material look at page 60*

OTHER	Applicable on	Price £	article no.
Set vertical louvres (4 pcs.)	XR10+ - XR30+	115	GX2001
Set vertical louvres (4 pcs.)	XR40+ - XR60+	145	GX4001
Set vertical louvres (6 pcs.)	XR80+ - XR120+	189	GX8010
Fanbox HR for outside air entry, incl. connection piece and 2 dampers	XR40+ - XR60+	926	GAX60110
Servomotor 220V for dampers on fanbox	XR40+ - XR60+	635	IK4800
Remote step control for servomotor	XR40+ - XR60+	250	GA4801

Flue materials

Various flue materials

For HR-series aluminium 1.5 mm - T120	diameter	Price £	article no.
Elbow 90°	Ø 80	25	IA8220
Elbow 45°	Ø 80	25	IA8221
Pipe 1000 mm	Ø 80	40	IA8129
Pipe 500 mm	Ø 80	23	IA8222
Elbow 90°	Ø 100	37	IA8168
Elbow 45°	Ø 100	29	IA8162
Pipe 1000 mm	Ø 100	52	IA8158
Pipe 500 mm	Ø 100	35	IA8152
Elbow 90°	Ø 130	100	IA8368
Elbow 45°	Ø 130	66	IA8362
Elbow 30°	Ø 130	111	IA8360
Pipe 1000 mm	Ø 130	76	IA8358
Pipe 500 mm	Ø 130	48	IA8352

For XR⁺-series aluminium 0.7 mm - T200	diameter	Price £	article no.
Elbow 90°	Ø 80	19	IA8123
Elbow 45°	Ø 80	17	IA8200
Pipe 1000 mm	Ø 80	31	IA8128
Pipe 500 mm	Ø 80	22	IA8250
Elbow 90°	Ø 100	26	IA8167
Elbow 45°	Ø 100	20	IA8163
Pipe 1000 mm	Ø 100	37	IA8156
Pipe 500 mm	Ø 100	24	IA8150
Elbow 90°	Ø 130	42	IA8367
Elbow 45°	Ø 130	38	IA8363
Pipe 1000 mm	Ø 130	49	IA8356
Pipe 500 mm	Ø 130	40	IA8350

VARIOUS	Price £	article no.
Concentric extension pipe, beneath the roof 130/200, L=500mm	153	IA8313
Concentric extension pipe, above the roof 130/200 - L=1000mm	268	IA8411
Roof sheet RP 80/125	21	IA8121
Roof sheet RP 100/150	38	IA8321
Conical roof sheet CP (45°) CL 100/160 incl. storm collar	422	GA8142
Roof sheet RP 130/210	44	IA8322
Deformable roof sheet 130/200 (25°-45°)	287	IA8341
Roof sheet set 130/210 for trapezodial roof	235	GA8334

Flue material for HR series and QSG-series

FLUE MATERIALS	Applicable on	Price £	article no.
DDV 80/125 HR Roofterminal	HR10 - HR60 + QSG	160	IA8214
CT 80/125 HR Wall terminal	HR10 - HR60 + QSG	136	IA8216
DDV 100/150 HR	HR80 - HR100	362	IA8108
CT 100/150 HR	HR80 - HR100	235	IA8114
DDV 130/210 HR Roofterminal	HR120	576	IA8307
CT 130/210 HR Wall terminal	HR120	435	IA8314

CONDENSATE DISCHARGE through the roof	Applicable on	Price £	article no.
Roof terminal incl. pump/neutralization set 80/125 HR	HR10 - HR20	849	GA8215
Roof terminal incl. pump/neutralization set, 80/125 HR	HR30-60	897	GA8216
Roof terminal incl. pump/neutralization set, 100/150 HR	HR80 - HR100	993	GA8109
Roof terminal incl. pump/neutralization set, 130/200 HR	HR120	1285	GA8308
Roof terminal QSG incl. pump/neutralization set	QSG	935	GA8217

Flue material for XR series

ROOKGASAFVOER	Applicable on	Price £	article no.
Roof terminal DDV 80/125	XR10+ - XR60+	199	IA8202
Wall terminal MDV 80 (2-pipes)	XR10+ - XR60+	178	IA8212
Concentric wall terminal CT 80/125	XR10+ - XR60+	140	IA8113
Roof terminal DDV 100/150	XR80+ - XR100+	289	IA8101
Concentric wall terminal CT 100/150	XR80+ - XR100+	235	IA8112
Roof terminal DDV 130/200	XR120+	491	IA8305
Concentric wall terminal CT 130/200	XR120+	322	IA8312



Winterwarm Radiant Heaters

Characteristics:

- Energy efficient
- Immediately perceptible
- Long period of heat retention
- Immediate heat when required (no warm up time)
- Patented reflector system for optimal warmth utilisation
- Plug-in burner box
- Can be combined with indirect fired air heating for 'spot' heating
- Fast and easy to install

Radiant heat

Radiant heat is the transfer of heat between objects of different temperatures. Only people and surfaces within the radiant zone are heated - not the air. Like the warmth of the sun, radiant heat feels natural and comfortable.

Reliable performance

The Radiant series is ideal in combination with indirect fired air heating. The air heaters maintain a minimum room temperature, while the radiant tube provides instant, comfortable warmth exactly where it's needed. In older, poorly insulated industrial buildings, radiant tubes offer an efficient and effective heating solution.

Radiant Tube WRU-series

WRU series	Radiant tube	
	Price £	article no.
WRU 15	1599	WRU15NG
WRU 22	1897	WRU22NG
WRU 28	2284	WRU28NG
WRU 33	2464	WRU33NG
WRU 42	2557	WRU42NG
WRU 50	2756	WRU50NG

Accessories WRU-series

FLUE MATERIAL FOR BALANCED FLUE SYSTEM	Price £	article no.
Roof terminal DDV 100/150	289	IA8101
Roof sheet flat roof RP 100/160	38	IA8321
Conical roof sheet CP(45°)/CL 100/160, incl. storm collar	424	GA8142

Technical data WRU-series

Model	Unit	WRU 15	WRU 22	WRU 28	WRU 33	WRU 42	WRU 50
Article number		WRU15NG	WRU22NG	WRU28NG	WRU33NG	WRU42NG	WRU50NG
Nominal heat input (h.i.)	kW	15.0	23.0	29.2	34.5	42.2	47.0
Voltage (50Hz)	V	230	230	230	230	230	230
Weight	kg	31	47	66	66	81	81
Supply pressure G20 min.	mbar	17	17	17	17	17	17
Gas category	II2H3+	II2H3+	II2H3+	II2H3+	II2H3+	II2H3+	II2H3+
	II2H3P	II2H3P	II2H3P	II2H3P	II2H3P	II2H3P	II2H3P
Flue connection	mm	100	100	100	100	100	100
Gas connection	G”	½”	½”	½”	½”	½”	½”
length	mm	3100	5385	5510	5510	6970	6970
width	mm	470	711	711	711	711	711
heigth	mm	175	210	210	210	210	210

Energy-saving

Winterwarm radiant tubes help reduce energy consumption because:

- Only occupied work areas are heated, not the entire building.
- Radiant tubes can be switched off when work areas are unoccupied.
- Radiant heat provides the same comfort at a lower air temperature, allowing the thermostat to be set lower (1°C lower can save around 6% energy).
- Heat is felt almost instantly, with no warm-up time.

Application

Radiant tubes are particularly suitable in combination with gas fired unit air heaters. A relatively small unit air heater can keep the room at a certain minimum temperature while a radiant tube can pleasantly heat the specific work areas as required.

Technical construction

The Radiant heater is equipped with a burner box and a reflector of high quality aluminium that maximises downward radiation. The heater is available in 8 capacities from 10 kW up to 50 kW. The radiant tubes can be mounted by means of chains and suspension brackets.

Controls

To control the radiant tubes, Winterwarm offers the SCB controller. It provides 7-day programmable temperature control for up to four independent heating zones, with individual zone settings, frost protection and manual override. Alternatively, the radiant tubes can be controlled by third-party controls.

Want to know more?
Visit www.winterwarm.co.uk
or scan the QR code!

Winterwarm WinterCooler

Characteristics:

- Environmentally friendly cooling
- No water vapour
- Adjustable airflow
- UV filter included for water hygiene
- Water tank capacity for 8–12 hours
- Automatic pump shut-off when water level is low
- Suitable for areas up to 650 m²
- Easy to move

Simple and efficient cooling for large spaces

How does the Winterwarm WinterCooler work?

The WinterCooler uses evaporative (adiabatic) cooling to create a refreshing flow of air. Unlike traditional air conditioning systems and heat pumps, it uses the heat absorbed by evaporating water, making it energy-efficient and cost-effective. This air cooler reduces temperatures in large spaces in a comfortable and affordable way.

Sustainable

The WinterCooler is also a sustainable solution, using water as a coolant instead of harmful and expensive refrigerants. This makes it ideal for industrial environments such as commercial halls, warehouses, workshops, greenhouses and festival marquees. The initial investment is relatively low, while providing efficient cooling.

Flexible use

Thanks to its castors, the WinterCooler can be used wherever cooling is needed. All it requires is water and a single-phase power supply. After the summer, it can simply be stored away (without water). During use, the water tank should be refilled weekly. A UV-C filter is fitted as standard to help prevent Legionella growth.

Air cooler WinterCooler-series

WinterCooler series	Industrial air cooler	
	Price £	article no.
CL250	5024	IH4223
CL450	5938	IH4222
CL650	6851	IH4221

Technical data WinterCooler-series

Type	Unit	CL250	CL450	CL650
Article number		**IH4223**	**IH4222**	**IH4221**
Voltage	V	230-50/60Hz, 1F	230- 50/60Hz, 1F	230-50/60Hz, 1F
Cooling capacity (max.)*	m^2	250	450	650
Horizontal throw	m	17-22	25-30	30-36
Sound level	dB(A)	50-75	50-75	75
Air volume	m^3/h	23.000	32.000	48.000
Power (max.)	A	4.5	6.9	7.6
Energy consumption (max.)	kWh	0.75	0.96	1.1
Water tank	L	130	180	230
Weight	kg	50	120	160
Dimensions	cm (wxhxd)	112 x 64 x 160	155 x 81 x 186	180 x 88 x 220

)The cooler increases humidity. Its performance is reduced at high temperatures and humidity levels.

CL250

CL450

CL650

Simple, cost-effective cooling

Industrial halls

Greenhouses

Events

Winterwarm ACM

Characteristics:

- Creates a comfortable indoor climate
- Prevents heat loss
- Energy-saving
- Reduces drafts
- Fitted with a “Gurney” flap
- High air flow
- Unlimited length
- Suitable for doors up to 4.5 m high
- Modular design



Keeps the cold out!

A Winterwarm ACM air curtain keeps cold air outside and helps maintain a comfortable indoor temperature. It is ideal for entrances to shops, loading bays and access points to unheated areas. The air curtain creates a powerful air barrier between the inside and outside. It also helps bring warm air that has accumulated beneath the ceiling back down to floor level. This increases comfort and reduces unnecessary heat loss.

Flexible modular design

The ACM has a modular design, with modules measuring 50 cm in width. By combining multiple modules, the required width can easily be achieved for any door opening. For optimum performance, the air curtain should always be slightly wider than the door opening. The ACM is suitable for door heights from 2.0 to 4.5 metres. The adjustable louvres allow the airflow to be directed precisely where it is needed.

With an air curtain, doors can remain open and welcoming while maintaining a comfortable indoor climate. It creates an invisible barrier between inside and outside, helping to prevent drafts and temperature fluctuations. Dust, exhaust fumes and unpleasant odours are kept outside, while in summer it also helps to keep heat out.

An air curtain is essential for energy-efficient heating in areas where doors are frequently opened and closed. It also creates an invisible barrier between heated and unheated areas where forklifts can pass freely. Research shows that an air curtain can reduce energy loss through an open doorway by 60-80%.

The Winterwarm ACM is particularly effective thanks to its Gurney flap, which directs and accelerates the airflow towards floor level. Combined with the powerful fan, this creates a high air velocity and minimises the penetration of cold outside air.

Easy energy savings

How does the ACM air curtain work?

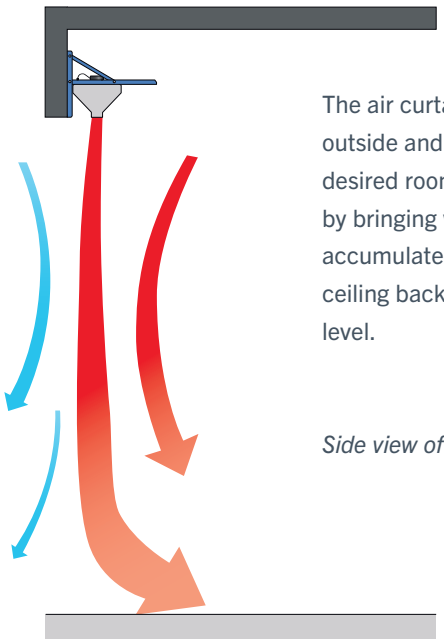

The air curtain keeps cold air outside and helps achieve the desired room temperature by bringing warm air that has accumulated beneath the ceiling back down to floor level.

Side view of the airflow

Applications for air curtains

- Shops
- Home improvement stores
- Hotels and restaurants
- Warehouses
- Distribution centres
- Supermarkets
- Shopping centres
- Loading and unloading bays

Want to know more?
Visit www.winterwarm.co.uk
or scan the QR code!

Technical data ACM-series

Number of modules	Unit	1	4	5	6	7	8	9	10
Length* (incl. endplates)	mm	520	2020	2520	3020	3520	4020	4520	5020
Dimensions (height × depth)	mm	380x437	380x437	380x437	380x437	380x437	380x437	380x437	380x437
Maximum suspension height	m	4.5	4.5	4.5	4.5	4.5	4.5	4.5	4.5
Air volume (15ºC)	m^3/h	1,900	7,600	9,500	11,400	13,300	15,200	17,100	19,000
Voltage (50 Hz)	V	230	230	230	230	230	230	230	230
Total electrical consumption**	A	1.0	4.0	5.0	6.0	7.0	8.0	9.0	10.0
Sound level (5m.)	dB(A)	64	70	71	72	73	73	73	74
Weight	kg	12	48	60	72	84	96	108	120

**) To ensure the best functional result, the air curtain should be just wider than the door opening.*
***) The electrical supply is maximum 10A, in the event of a wider air curtain (over 10 sections) extra electrical supply/connection is needed.*

The ACM can be controlled automatically by installing a door contact relay.
The airflow can be adjusted using a 5-speed selector switch.

Installation options

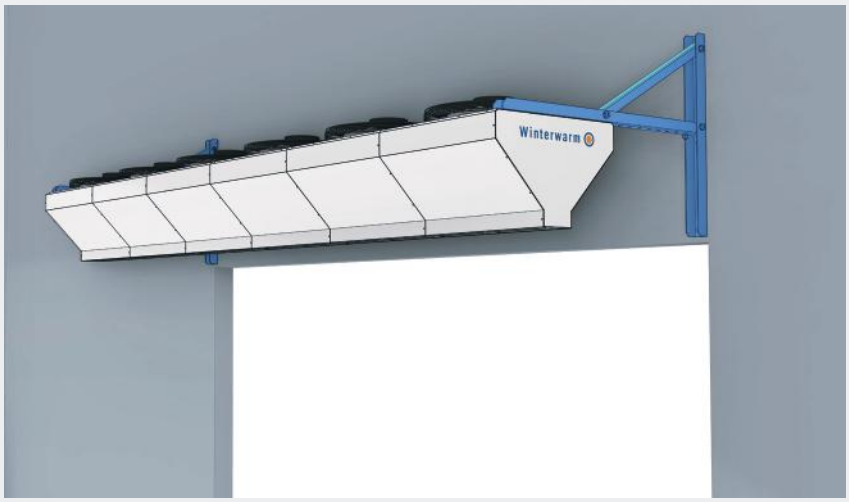

Console set for horizontal suspension
GA8575

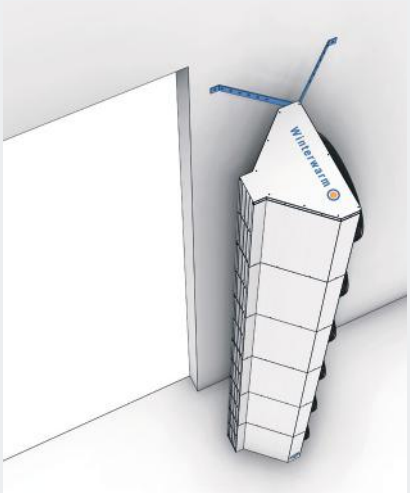

Vertical mounting set
GA8585

Air curtain ACM-series

ACM series	Air curtain module	
	Price £	article no.
ACM - 1 module (width 52 cm)	516	GVACM

Accessories ACM-series

DESCRIPTION	Price £	article no.
Assembly set (incl. 2 end plates and 1 connector) Per air curtain one assembly set is required	61	GA8700
Vertical mounting set (incl. bottom plate and 2 support strips)	58	GA8585
Horizontal mounting consoles (max. 10 modules per set)	205	GA8575
5-step switch 5 A	320	IA8543
5-step switch 8 A	424	IA8544
5-step switch 11 A	544	IA8515
5-step switch 15 A	883	IA8516
Relay for door contact, 230 V., 20 A	127	GA4100

Winterwarm WCU

Characteristics:

- Even heat distribution throughout the building
- Reduced heat loss through the roof
- Energy efficient
- Increased comfort
- Optional: EC fan with
  - Low electricity consumption
  - Variable speed control for increased comfort
  - Low noise level

Get more from your heating

With the WCU, heat generated by the heating system is not lost through the roof, but returned to the area where people and processes are located. This ensures an even room temperature, reduces heating cycles and makes optimal use of the heat already generated.

The result is a more comfortable indoor climate and energy savings of up to 30%, allowing the investment in a WCU to pay for itself sooner than expected.

Modern commercial and industrial buildings and warehouses are increasingly well insulated, reducing the heating capacity required. This makes effective air circulation particularly important. Without additional ceiling fans or circulation units, heated air can accumulate beneath the roof, while more heat is required at working level.

The Winterwarm WCU is a destratification fan that returns accumulated heat to floor level, ensuring an even temperature distribution throughout the building. This allows the available heat to be used more efficiently, reduces heat loss through the roof and lowers energy consumption. It is a smart and sustainable solution that improves comfort and can easily be integrated into both new and existing heating systems.

More heat where it matters

Installation option

Suspension kit
GA8570

Rendovent ceiling fan

For spaces with a height of 3 to 7 m, the Rendovent provides a simple solution for recirculating warm air. The ceiling fan can be set to any speed using the variable speed controller. Adding a simple room thermostat allows the ceiling fan to switch on automatically when the temperature gets too high.

Want to know more?
Visit www.winterwarm.co.uk
or scan the QR code!

How does the WCU circulation unit work?

The WCU operates independently of the heating system and returns warm air that accumulates beneath the ceiling to working level. This helps distribute heat evenly throughout the building and makes better use of the available heat. The built-in thermostat automatically switches the fan on when temperature differences occur. The Rendovent can be operated manually using an on/off switch or set to the required speed using a 5-position speed switch.

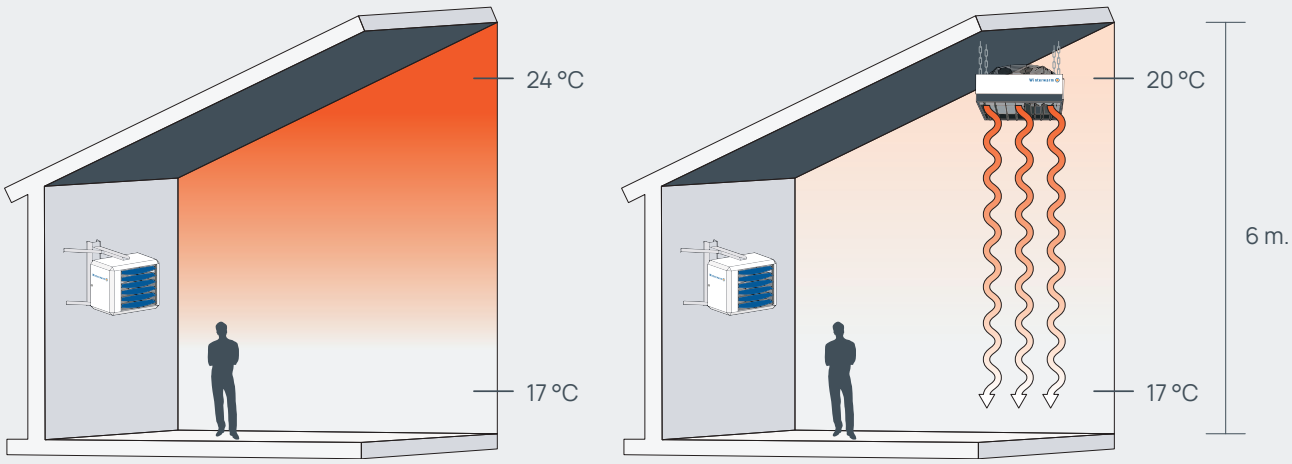

Selection and positioning

Select the WCU based on the height of the space. For spaces over 5 metres, we recommend installation of WCUs or Rendovents to reduce temperature stratification and improve air circulation. To determine the number of units required, calculate the desired air circulation based on the space volume and air change rate. Subtract the airflow already provided by the air heaters, then divide the remaining airflow by the capacity of the selected WCU. In general, one WCU per 300 m² of floor area is recommended. This guideline is based on Dutch ISSO 57 publication.

Always position circulation units at the end of the air throw to prevent air turbulence, or above an area that cannot be reached by the air throw of the heater.

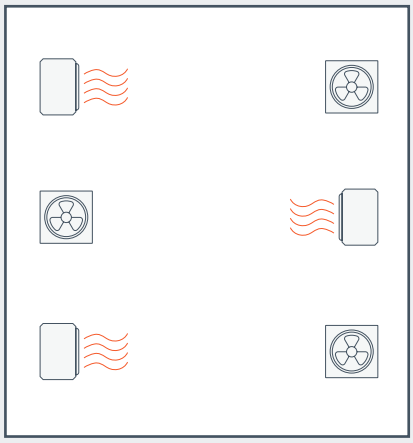

Desired recirculation multipe

Room volume m³	recirculation multiple*
1,000	min. 6
2,000	min. 5
3,000	min. 4
5,000	min. 3
7,000	min. 2,5
9,000	min. 2
12,000	min. 2

**) Source: ISSO publication 57*

Technical data WCU-EC-series

Type	Unit	WCU40EC	WCU60EC	WCU80EC	WCU100EC
Article number		**GW4014EC**	**GW6014EC**	**GW8014EC**	**GW1014EC**
Air output	m^3/h	3,300	5,700	7,000	10,000
Diameter fan	mm	350	450	450	630
Distance fan to ceiling	cm	35	45	50	65
Throw vertical	m	5-9	7-11	8-12	12-15
Electrical power	W	136	490	685	550
Electrical current	A	1.45	1.3	4.4	4.3
Voltage (50Hz)	V	230	230	230	230
Sound level (at 6 mtr), range	dBA	33-55	33-61	33-59	37-61
Sound level (at 8 mtr), range	dBA	31-53	31-59	31-57	37-59
Weight	kg	11	18	18	43
Dimensions (width × height × depth)	mm	470x470x255	600x600x269	600x600x269	800x800x396

Technical data WCU-series

Type	Unit	WCU40	WCU60	WCU80	WCU100
Article number		**GW401400**	**GW601400**	**GW801400**	**GW101400**
Air output	m^3/h	3,200	5,600	7,000	10,000
Diameter fan	mm	350	450	500	630
Distance fan to ceiling	cm	35	45	50	65
Throw vertical	m	5-8	7-10	8-12	12-15
Electrical power	W	155	290	400	480
Electrical current	A	0.75	1.3	1.85	2.1
Voltage (50Hz)	V	230	230	230	230
Sound level (at 6 mtr), range	dBA	33-56	35-59	47-61	39-58
Sound level (at 8 mtr), range	dBA	31-54	33-57	45-59	37-56
Weight	kg	11	18	18	43
Dimensions (width × height × depth)	mm	470x470x289	600x600x319	600x600x328	800x800x438

Technical data Rendovent-series

Type	Unit	Black	White
Article number		**IA8504**	**IA8500**
Air output	m^3/h	13.000	13.000
Throw vertical	m	3-7	3-7
Electrical power	W	75	75
Electrical current	A	0.35	0.35
Voltage (50Hz)	V	230	230
Speed	rpm	300	300
Sound level (at 6 mtr), range	dBA	36	36
Weight	kg	9.5	9.5

Control options

Control Options WCU-EC

Speed controler 0-10V - article number GA3955

- Stepless speed control of air volume
- Protection degree IP44
- Electrical current 20mA
- Control of max. 8 appliances

Control Options Rendovent

Stepless switch 3 Amp. (TLR 503-A)
article number IA8509

- Stepless switch
- Suitable for 1-7 Rendovents
- Switches 0,5 - 3 Amp.
- Protection degree IP 54

Control Options WCU

5-step switch

- This 5-step switch reduces the fan speed
  2.2 A - article number IA8540
  3.5 A - article number IA8542
  5 A - article number IA8543
  8 A - article number IA8544
  11 A - article number IA8515
  15 A - article number IA8516

Add the total absorbed power of all appliances to determine the necessary Amps. in order to select the correct type switch.

Destratification fans WCU, WCU EC & Rendovent-series

WCU series	Destratification fans	
	Price £	article no.
WCU 40	735	GW401400
WCU 60	868	GW601400
WCU 80	1128	GW801400
WCU 100	1370	GW101400

WCU-EC series	Destratification fans	
	Price £	article no.
WCU 40 EC	735	GW4014EC
WCU 60 EC	868	GW6014EC
WCU 80 EC	1749	GW8014EC
WCU 100 EC	2206	GW1014EC

Rendovent	Destratification fans	
	Price £	article no.
Rendovent black	231	IA8504
Rendovent white	231	IA8500

Accessories WCU-series

DESCRIPTION	Price £	article no.
Suspension set WCU	42	GA8570
Stepless switch 3 Amp. (for 1-7 Rendovents)	169	IA8509
5-step switch 2.2 A	282	IA8540
5-step switch 3.5 A	292	IA8542
5-step switch 5 A	320	IA8543
5-step switch 8 A	424	IA8544
5-step switch 11 A	544	IA8515
5-step switch 15 A	883	IA8516
Stepless speed controller 0-10V	108	GA3955

Winterwarm DX-EH

Characteristics:

- Sustainable electric heating
- No gas connection required
- 100% efficiency
- Optimal use of self-generated electricity
- No CO_2 in the poultry house
- Low ammonia emissions
- Stainless steel housing
- Splash-proof design

Sustainable heating with on-site generated energy

The DX-EH has been developed to make maximum use of sustainably generated electricity, such as solar or wind power. This allows your own electricity to be used directly for heating, reducing gas consumption. This makes the system future-proof and suitable for poultry farms aiming to become more sustainable.

In most cases, a combination of gas-fired (DXC) and electric heating is chosen to handle peak demand at the start of a production cycle and to ensure operational reliability. In this way, energy costs can be significantly reduced.

EU
European Patent Protected

The DX-EH is an electric air heater specifically developed for use in poultry and pig housing. The system combines the benefits of warm air heating with electric operation, enabling rapid and even heat distribution throughout the building.

The high air output ensures effective heat distribution across the entire building. As no combustion gases are produced, no emissions enter the building and no exhaust system is required. This helps maintain good air quality and reduces the need for ventilation.

The result is efficient energy use, a healthy living environment for the animals, and improved performance per production cycle. In addition, installation and maintenance can be carried out quickly and efficiently.

Sustainable and emission-free!

Installation options

Mobile suspension frame GD5000

Suspension using wire cables

Suspension kit GA8573 - 3m. of GA8574 - 4m.

Want to know more?
Visit www.winterwarm.co.uk
or scan the QR code!

How does the DX-EH air heater work?

The DX-EH converts electricity directly into heat with 100% efficiency. Only an electrical supply with sufficient amperage is required. The integrated fan provides a high air output with a throw of up to 40 metres, ensuring effective heat distribution throughout the building. Additional DXF fans can be installed to optimise air circulation.

Robust and safe construction

The unit features a stainless steel housing and is designed for intensive use in agricultural environments. The box containing all electronic components is splash-free, providing protection against moisture and contamination. The heating elements are highly resistant to the harsh conditions within the housing and can be cleaned by spraying from the side. As there is no gas combustion, fire safety levels are high, which may have a positive impact on insurance premiums. The unit is compact and can be easily suspended using chains or wire cables.

Perfect combination

Electric heating when possible, gas heating when necessary. By using a DX-EH in combination with a DXC unit, operational reliability is ensured while still achieving significant energy savings.



The DX-EH is easily accessible for cleaning via the side access panel.

DXF circulation fan with high air output (5,000 m³/h).

Technical data DX-EH series

Type	Unit	DX-EH 40
Article number		**PEC40A0WW**
Heating capacity high	kW	39,6
Heating capacity low	kW	19,8
Electrical connection	kW	40
Maximum electrical current per phase	A	59
Maximum air output (warm)	m³/h	3500
Horizontal throw (max)	m	40
Voltage (50 Hz)	V	400V+N
Weight	kg	65
Sound level (@ 5 meter)	dB(A)	62
Dimensions (width × height × depth)	mm	550 x 795 x 1400

Connection via a 5-pin 63A CEE plug or a 63A isolator switch (IE5210).

The control compartment is easily accessible via the rear door.

Control options

Control options

The DX-EH offers various control options. In most cases, the unit is controlled via the poultry house computer system using a potential-free contact. The air heater then operates at full capacity. Optionally, a high/low control can be applied. The unit can also be operated manually using the function switch on the side of the unit (off / automatic / ventilation / heating). Next to this is a red signal lamp that illuminates in the event of a fault. The signal lamp also serves as the reset button. On the rear, a convenient service display shows the current status of the unit.

Modbus Control Set – GA5903	**:** for connection to a poultry house computer.
On/Off Thermostat – IP794209	**:** splash-proof, with a temperature range of -20°C to +40°C, 6 Amp.
External Alarm Set – GA4009	**:** for adding an external alarm output.
Alarm Signal + Reset Set – GA4012	**:** for adding an external alarm output and resetting the unit.
0–10V Input Control Set – GA5906	**:** for control via a 0–10V signal.
Isolator Switch 400 V, 63 Amp – IE5210	**:** for disconnecting the power supply during maintenance.

Electric air heater DX-EH-series

DX-EH series	Price £	article no.
DX-EH 40	3965	PEC40A0WW

Accessories DX-EH-series

DESCRIPTION	Price £	article no.
On/off thermostat -20ºC / +40ºC, water resistant to IP65	169	IP794209
Remote status reader	368	GD3202
Interface board for modulating burner control	333	IB5902
Modbus control set	69	GA5903
0-10 V input control set	69	GA5906
Service set alarm contact	26	GA4009
Service set alarm-reset	130	GA4012
Power isolation switch 400V, 63 A	206	IE5210
Suspension kit (incl. 3m. chain + 4 carabiner)	111	GA8573
DXF fan	573	PDF5000

Winterwarm DXC

Characteristics:

- Sealed combustion system
- No CO_2 into the poultry house
- Flexible stainless steel air intake pipe
- Robust tubular heat exchanger
- Stainless steel casing
- Up to 25% energy savings
- Proven concept
- Easy to clean
- Comfortable for both people and animals

Fast return on investment

With DXC heaters, energy costs in poultry houses can be reduced by up to 25% per poultry house. The sealed combustion system does not introduce CO_2 into the poultry house, reducing the need for ventilation and minimising the intake of cold outside air. As a result, the installed heating capacity can remain lower. While the initial investment is higher than with conventional systems, it typically pays for itself within 2 to 3 years, making the DXC a financially attractive choice for poultry farming.

With a DXC gas-fired air heater in your poultry house, CO_2 and moisture stay out. This not only reduces energy costs but also ensures a dry and stable climate, leading to healthier animals, fewer losses, and higher yields per cycle.

The DXC concept has already proven itself for many poultry farmers. Working in the poultry house is more pleasant thanks to low noise levels and a high sense of safety, there's no open flame inside. Plus, the DXC is easy to clean after each cycle.

Energy-efficient and reliable!

Installation options

Mobile suspension frame
GD5000



Wall-mounted console
GD5002

Suspension kit
GA8574

Want to know more?
Visit www.winterwarm.co.uk
or scan the QR code!

How does the DXC air heater work?

The DXC air heater is a gas-fired heater (available for natural gas or propane) that operates on a room-sealed combustion system. Two flexible pipes are used for drawing in combustion air and expelling exhaust gases, connected via a concentric flue system. A powerful fan ensures a strong airflow, which can be further enhanced by installing DXF fans for optimal distribution of warm air throughout the poultry house.

Robust construction

Poultry houses demand durable equipment. That's why the DXC features a stainless steel casing and heat exchanger. Cleaning is straightforward: the unit opens on three sides, allowing high-pressure cleaning from both inside and out. The control compartment is also splash-proof.

Reduced fire risk

With the DXC heating system, there is no open flame in the poultry house, and no combustion gases enter the indoor space. This improves fire safety and ensures a stable, clean combustion process without contaminating the burner. The round tubes of the heat exchanger also prevent dust buildup.

The control compartment is located at the rear and is easily accessible through a door.

The DXF transport fan provides a high airflow output of 5,000 m³/h.

Technical data DXC series

Type	Unit	DXC60	DXC80	DXC100
Article number for natural gas version		**PDC01A0G20**	**PDC02A0G20**	**PDC03A0G20**
Article number for propane version		**PDC01A0G31**	**PDC02A0G31**	**PDC03A0G31**
Nominal heat input	kW	65.5	83.0	108.0
Nominal heat output	kW	60	76	99
Efficiency maximum power	%	91.5	91.5	91.8
Air output	m³/h	6000	8000	10000
Throw	m	40	45	50
Weight	kg	140	150	175
Gas consumption natural gas (G25)	m³/h	7.8	9.9	12.8
Gas consumption natural gas (G20)	m³/h	6.9	8.8	11.4
Gas consumption propane (G31)	kg/h	5.2	6.6	8.6
Outer pipe diameter combustion air	mm	130	130	130
Dimensions (width × height × depth)	mm	740 x 1080 x 2100	740 x 1080 x 2100	815 x 1080 x 2100

Flue terminals

wall terminal

roof terminal

Control options

Control options

The DXC is equipped with automatic electric ignition. Typically, the unit is controlled via the poultry house computer system using a potential-free contact. This allows you to reduce the output from maximum capacity to a lower discharge temperature (high/low control). On the rear, a convenient service display shows the current status of the unit. You can also operate the unit manually using the function switch on the side (off / automatic / ventilation / heating).

Modbus control set – GA5903	: For connecting to a poultry house computer.
On/off thermostat – IP794209	: Splash-proof, with a temperature range of -20°C to +40°C, 6 Amp.
External alarm set – GA4009	: For adding an external alarm output.
Alarm signal + reset set – GA4012	: For adding an external alarm output and resetting the unit.
0-10V Input control set – GA5906	: For control using a 0-10V signal.

The DXC is also ideally suited for use in greenhouses, for example where emissions from open-flame heaters could be harmful to flower cultivation.

Indirect gas-fired warm-air heater DXC-series

DXC series	Natural Gas (G20)		Propane (G31)	
	Price £	article no.	Price £	article no.
DXC 60	5266	PDC01A0G20	5266	PDC01A0G31
DXC 80	6052	PDC02A0G20	6052	PDC02A0G31
DXC 100	7267	PDC03A0G20	7267	PDC03A0G31

Accessories DXC-series

DESCRIPTION	Price £	article no.
On/off thermostat -20ºC / +40ºC, IP65	169	IP794209
Remote status reader	368	GD3202
Interface board for modulating burner control	333	IB5902
Mobile heater stand	973	GD5000
Wall suspension kit	273	GD5002
Modbus control set	69	GA5903
0-10 V input control set	69	GA5906
Service set alarm contact	26	GA4009
Service set alarm-reset	130	GA4012
Suspension kit (incl. 4 m. chain + 8 carabiner)	145	GA8574
Service parts box for DXC 60-80-100 (excl. fans) version 4	1403	GA4004-1
Service set with system fan and flue fan for DXC 60-80	843	GA4004-2
Service set with system fan and flue fan for DXC100	986	GA4004-3
DXF fan	573	PDF5000

FLUE MATERIALS	Price £	article no.
Roof terminal DDV 130/200	491	IA8305
Wall terminal CT 130/200	322	IA8312
Flue mounting kit (incl. 2 male & 2 female adapters, 2 safety clamps, silicone kit) Obligatory with each pipe set	310	GA8350
Flexible pipe set 1 m. ø 130	140	GA8310
Flexible pipe set 2 m. ø 130 (incl. 1 spacer bracket)	238	GA8315
Flexible pipe set 3 m. ø 130 (incl. 2 spacer brackets)	339	GA8320
Flexible pipe set 4 m. ø 130 (incl. 3 spacer brackets)	416	GA8325
Flexible pipe set 5 m. ø 130 (incl. 4 spacer brackets)	517	GA8330
90° Elbow set, ø 130	84	GA8355
Concentric extension pipe (indoor) 130/200, 500mm	153	IA8313
Concentric extension pipe (outdoor) 130/200, 1000mm	268	IA8411
Roof sheet RP 130/210	44	IA8322
Adjustable roofsheet 130/200 (11°-50°)	275	IA8344
Roof sheet set 130/210 for trapezodial roof	235	GA8334

GAS CONNECTION 3/4”	Price £	article no.
Gas hose 3/4” L 2000mm - CE approved - incl. nipples	358	IP779055
Gasball valve+ filter set 3/4” - incl. nipples	136	GD4000
Gas pressure regulator set natural gas- incl. nipples - inlet pressure max.200mbar, 27mbar outlet pressure	150	GD4004
Gas pressure regulator set propane - incl. nipples - inlet pressure max. 1,75 bar, 50mbar outlet pressure	183	GD4006

Winterwarm DX4D

Available from October 2026

Characteristics:

- Four-sided discharge plenum
- Comfortable for people and animals
- Closed combustion system
- Easy to clean
- Up to 25% energy savings
- No CO_2 in the house
- Low gas consumption

High-quality heating system with sealed combustion that distributes airflow in four directions for optimal heat distribution.

Comfort for bird and poultry farmer

An innovative heating system that combines comfort, efficiency and reliability. Thanks to the four-sided discharge plenum, warm air is distributed in all directions. The throw is greater at the front and rear than at the sides, ensuring even heat distribution along the entire length of the poultry house.

Healthy poultry house climate

The DX4D features a sealed combustion system: clean combustion air is supplied via the balanced flue, while exhaust gases are safely expelled outside. This prevents CO_2 and moisture from entering the poultry house and reduces ammonia emissions, resulting in a cleaner and more animal-friendly environment.

Improved performance

Optimal heat distribution and the closed combustion system creates a more stable and drier poultry house climate, supporting healthy growth and better performance per cycle.

Efficient, durable and reliable

With energy savings of up to 25% and efficient gas consumption, the DX4D is a sustainable choice for the modern poultry farmer. Its robust design ensures a long service life, while the system is easy to clean and meets the highest fire safety standards.

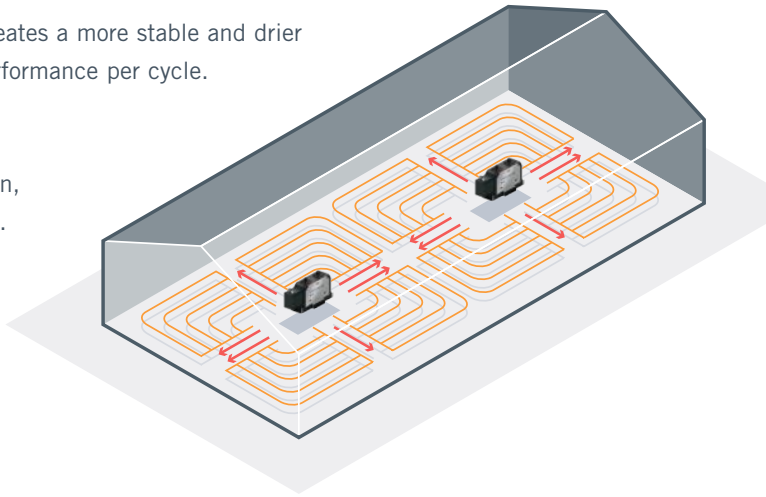

Indirect gas-fired warm-air heater DX4D-series

DX4D series	Natural Gas (G20)		Propane (G31)	
	Price £	article no.	Price £	article no.
DX4D 60	5814	D4D01A0G20	5814	D4D01A0G31
DX4D 80	6584	D4D02A0G20	6584	D4D02A0G31
DX4D 100	7766	D4D03A0G20	7766	D4D03A0G31

Accessories DX4D-series

DESCRIPTION	Price £	article no.
On/off thermostat -20ºC / +40ºC, IP65	169	IP794209
Remote status reader	368	GD3202
Interface board for modulating burner control	333	IB5902
Modbus control set	69	GA5903
0-10 V input control set	69	GA5906
Service set alarm contact	26	GA4009
Service set alarm-reset	130	GA4012
Suspension kit (incl. 4 m. chain + 8 carabiner)	145	GA8574
Service parts box for DXC/DX4D 60-80-100 (excl. fans) version 4	1403	GA4004-1
DXF fan	573	PDF5000

FLUE MATERIALS	Price £	article no.
Roof terminal DDV 130/200	491	IA8305
Wall terminal CT 130/200	322	IA8312
Flue mounting kit (incl. 2 male & 2 female adapters, 2 safety clamps, silicone kit) Obligatory with each pipe set	310	GA8350
Flexible pipe set 1 m. ø 130	140	GA8310
Flexible pipe set 2 m. ø 130 (incl. 1 spacer bracket)	238	GA8315
Flexible pipe set 3 m. ø 130 (incl. 2 spacer brackets)	339	GA8320
Flexible pipe set 4 m. ø 130 (incl. 3 spacer brackets)	416	GA8325
Flexible pipe set 5 m. ø 130 (incl. 4 spacer brackets)	517	GA8330
90° Elbow set, ø 130	84	GA8355
Concentric extension pipe (indoor) 130/200, 500mm	153	IA8313
Concentric extension pipe (outdoor) 130/200, 1000mm	268	IA8411
Roof sheet RP 130/210	44	IA8322
Adjustable roofsheet 130/200 (11°-50°)	275	IA8344
Roof sheet set 130/210 for trapezodial roof	235	GA8334

GAS CONNECTION 3/4”	Price £	article no.
Gas hose 3/4” L 2000mm - CE approved - incl. nipples	358	IP779055
Gasball valve+ filter set 3/4” - incl. nipples	136	GD4000
Gas pressure regulator set natural gas- incl. nipples - inlet pressure max.200mbar, 27mbar outlet pressure	150	GD4004
Gas pressure regulator set propane - incl. nipples - inlet pressure max. 1,75 bar, 50mbar outlet pressure	183	GD4006

Winterwarm DXE

Characteristics:

- Outdoor installation
- No CO_2 into the poultry house
- Up to 25% energy savings
- 100% recirculation of air
- Drier litter
- Improved animal health
- Enhanced biosecurity
- Robust construction



Healthy house climate, improved performance

The DXE makes a direct contribution to a healthy house climate by ensuring that only clean air enters the poultry house. CO_2, moisture and combustion gases are kept completely outside, helping to keep the litter drier and improve overall air quality. This supports animal health and reduces the risk of losses. At the same time, the stable indoor climate promotes consistent chick growth and improved technical performance, resulting in higher yields per cycle.

The DXE is a unique heating concept for poultry houses that combines the advantages of a closed combustion system with an externally installed heater. Because combustion gases do not enter the house, less ventilation is required and less cold air is drawn in. As a result, less air needs to be heated, leading to relatively low gas consumption.

The control compartment is easily accessible from outside for maintenance and servicing. Inside the house, working conditions are comfortable due to the low noise level and the strong sense of safety.

Comfortable for both humans and animals!

Installation example

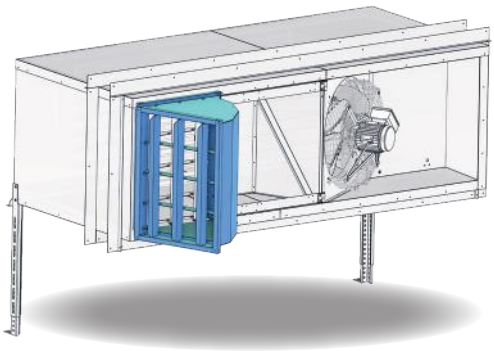

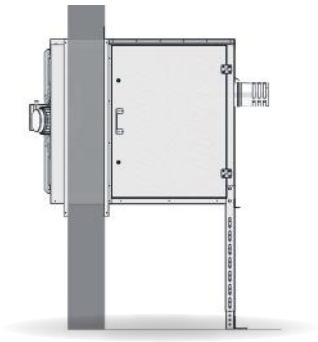

Discharge cone for enhanced airflow control.
Article numbers: GD4308 (DXE 80) GD4310 (DXE 100)

Want to know more?
Visit www.winterwarm.co.uk
or scan the QR code!

How does the DXE air heater work?

The DXE heater is installed outside the poultry house, meaning that combustion gases remain outside. As a result, no CO_2 and no water vapour enter the house. This not only improves air quality and biosecurity, but also enhances fire safety, as there is no open combustion taking place inside. Inside the house, the unit blows out the heated recirculated air, thereby heating the building.

Practical design and high reliability

The DXE is designed for intensive use in the agricultural sector. Because it is mounted against the external wall, the control compartment is easily accessible from outside for maintenance and servicing. The heat exchanger and fan can be easily cleaned between production cycles via a large service hatch on the inside. The robust casing is constructed from coated steel and insulated to minimise heat loss. The burner technology used is well-proven and operates with clean outside air, which keeps burner contamination to a minimum and ensures high reliability.

Optimised air distribution

An optional discharge cone is available to direct the airflow along the wall, creating a loop-shaped air distribution pattern. By installing DXF fans, the warm air can be distributed even more effectively throughout the house.

The round heating tubes prevent dust build-up.

DXF circulation fan with high air output (5,000 m³/h).

Technical data DXE series

Type	Unit	DXE 80	DXE 100
Article number for natural gas version*		**PDE02A0G20**	**PDE03A0G20**
Article number for propane version*		**PDE02A0G31**	**PDE03A0G31**
Nominal heat input	kW	83	108
Nominal heat output	kW	76	99.1
Efficiency maximum power	%	91.5	91.8
Air output	m³/h	8000	10000
Throw	m	45	50
Weight	kg	282	311
Gas consumption natural gas (G25)	m³/h	9.9	12.8
Gas consumption natural gas (G20)	m³/h	8.8	11.4
Gas consumption propane (G31)**	kg/h	6.6	8.6
Degree of Protection (IP)		IPX4D	IPX4D
Dimensions (width × height × depth)	mm	1030 x 760 x 2270	1030 x 920 x 2270

**) Supplied including wall flanges, 2 adjustable legs and rear flue outlet*
***) Also available for G30 (butane) operation*

The fan and heat exchanger are accessible via a front access hatch. Easy to clean with a high-pressure washer.



The control compartment is accessible from the outside via a door. No need to enter the house.

Control options

Control Options

The DXE is equipped with automatic electric ignition. Typically, the unit is controlled via the poultry house computer system using a potential-free contact. The unit operates in on/off mode. In addition, several control options are available, namely high/low control, 0–10 V control, and ModBus control. With high/low control, the output can be reduced to 60%, while the air volume remains at 100%, resulting in a lower discharge temperature.

Inside the control compartment there is a convenient service display showing the current status of the unit. Various functions can also be set here, such as continuous ventilation, cleaning mode, or 12-hour continuous heating. At the discharge side inside the house, there is a signal lamp with reset function for manual fault reset.

Modbus Control Set – GA5903	**:** for connecting to a poultry house computer.
On/Off Thermostat – IP794209	**:** splash-proof, with a temperature range of -20°C to +40°C, 6 Amp.
External Alarm Set – GA4009	**:** for adding an external alarm output.
Alarm Signal + Reset Set – GA4012	**:** for adding an external alarm output and resetting the unit.
0-10V Input Control Set – GA5906	**:** for control using a 0-10V signal.

Gas-fired warm-air heater DXE-series

DXE series	Natural Gas (G20)		Propane (G31)	
	Price £	article no.	Price £	article no.
DXE 80	7153	PDE02A0G20	7153	PDE02A0G31
DXE 100	8655	PDE03A0G20	8655	PDE03A0G31

Accessories DXE-series

DESCRIPTION	Price £	article no.
On/off thermostat -20ºC / +40ºC, water resistant to IP65	169	IP794209
Remote status reader	368	GD3202
Interface board for modulating burner control	333	IB5902
Modbus control set	69	GA5903
0-10 V input control set	69	GA5906
Service set alarm contact	26	GA4009
Service set alarm-reset	130	GA4012
Discharge cone DXE 80	495	GD4308
Discharge cone DXE 100	582	GD4310
Service parts box for DXE 60-80-100 (excl. fans) - version 4	1403	GA4004-1
Service set with system fan and flue fan for DXE 60-80	843	GA4004-2
Service set with system fan and flue fan for DXE100	986	GA4004-3
Flue gas outlet diam. 130, L=230mm	91	IA8355
DXF fan	573	PDF5000

GAS CONNECTION 3/4”	Price £	article no.
Gas hose 3/4” L 2000mm - CE approved - incl. nipples	358	IP779055
Gasball valve+ filter set 3/4” - incl. nipples	136	GD4000
Gas pressure regulator set natural gas- incl. nipples - inlet pressure max.200mbar, 27mbar outlet pressure	150	GD4004
Gas pressure regulator set propane - incl. nipples - inlet pressure max. 1,75 bar, 50mbar outlet pressure	183	GD4006

Winterwarm DHX

Characteristics:

- Open combustion system
- 100% efficiency
- Immediate heat output
- High air output
- Proven, reliable concept
- Stainless steel body
- Low-maintenance design

Fast, straightforward heating

DHX air heaters are designed around a proven and highly straightforward concept: direct gas fired heating without unnecessary extras. This results in a solution with low investment costs and minimal installation effort. A gas connection and a 230 V electrical supply are all that's required.

For users, this means a practical, robust and cost-effective heating system that can be deployed quickly and does exactly what it's designed to do: deliver efficient heating without unnecessary complexity.

The DHX range has been specifically developed for applications within the agricultural sector, such as poultry houses, pigsties and horticultural greenhouses. In these environments, maintaining a stable temperature and an even air distribution is essential for an optimal growing climate.

Thanks to its high air output and the unit's round design, heat is distributed effectively throughout the space. In livestock buildings, the air, together with the combustion gases, is extracted via ventilation systems to maintain a healthy indoor climate. In greenhouses, the CO_2 present in the combustion gases actively improves plant growth.

Rapid heating for poultry houses, reliable technology!

Installation options

Suspension using wire cables

Suspension kit
GA8572 - 2m. or GA8573 - 3m.

Want to know more?
Visit www.winterwarm.co.uk
or scan the QR code!

How does the DHX air heater work?

The operation of the DHX air is based on an open combustion principle using natural gas or propane. The burner produces a stable flame, ensuring clean and complete combustion. As there are no heat losses, the generated heat is delivered directly into the space via the fan, achieving 100% efficiency. This results in a rapid temperature increase and highly efficient energy use.

Robust and reliable

The DHX features a fully stainless steel casing. All components have been extensively tested and continue to perform reliably even in the most demanding and aggressive environments, such as pigsties. For extra protection, they are enclosed in a sealed box mounted on the side of the unit. The unit is splash-proof (IPX4B) and can be cleaned using a high-pressure washer. A digital control board monitors the ignition process and automatically performs one restart attempt in the event of of flame failure. The entire range is CE approved.

Support with DXF fan

For optimal performance, the DHX can be combined with DXF circulation fans. These support air movement and ensure that warm air is distributed more evenly and over greater distances throughout the house. This is particularly important for animal welfare and uniform crop growth.

Stainless steel casing with control display mounted on the component box.

DXF circulation fan with high air output (5,000 m³/h).

Technical data DHX series

Type	Unit	DHX 40	DHX 75	DHX 100	DHX 120
Article number for natural gas version		**PDX40A0G20**	**PDX75A0G20**	**PDX10A0G20**	**PDX12A0G20**
Article number for propane version*		**PDX40A0G31**	**PDX75A0G31**	**PDX10A0G31**	**PDX12A0G31**
Nominal heat input	kW	40	72	100	120
Nominal heat output	kW	40	72	100	120
Air output	m³/h	3900	3900	5900	6800
Throw	m	43	43	51	51
Weight	kg	35	35	45	45
Gas consumption natural gas (G25)	m³/h	5.0	8.9	11.8	14.1
Gas consumption natural gas (G20)	m³/h	4.2	7.5	10.3	12.3
Gas consumption propane (G31)	kg/h	3.8	5.7	7.9	9.5
Sound level (@ 8 meter)	dB(A)	65	65	70	70

**Also available for G30 (butane) operation*

Rear view DHX 40 and DHX 75

Rear view DHX 100 and DHX 120

Control options

Control options

The DHX is equipped with a digital control board that can be controlled via a room thermostat or the poultry house computer system through an RT contact.

On the side of the component box, a display is fitted. This allows direct operation of the unit (on/off), monitoring operation status, manual fault reset and switching the unit to (summer) ventilation mode.

On/Off Thermostat – IP794209	**:** splash-proof, with a temperature range of -20°C to +40°C, 6 Amp.
External alarm set – GA4009	**:** for adding an external alarm output.
Alarm signal + reset set – GA4012	**:** for adding an external alarm output and resetting the unit.
0-10V Input control set – GA5906	**:** for control using a 0-10V signal.
Isolator Switch 230 V, 25 Amp – IK5282	**:** for disconnecting the power supply during maintenance.

Gas fired warm-air heater DHX-series

DHX series	Natural gas (G20)		Propane (G31)	
	Price £	article no.	Price £	article no.
DHX 40	2215	PDX40A0G20	2215	PDX40A0G31
DHX 75	2617	PDX75A0G20	2617	PDX75A0G31
DHX 100	2955	PDX10A0G20	2955	PDX10A0G31
DHX 120	3279	PDX12A0G20	3279	PDX12A0G31

Accessories DHX-series

DESCRIPTION	Price £	article no.
On/off thermostat -20ºC / +40ºC, water resistant to IP65	169	IP794209
Remote status reader	368	GD3202
Interface board for modulating burner control	333	IB5902
Service set alarm contact	26	GA4009
Service set alarm-reset	130	GA4012
Suspension kit (4 chains of 110 cm + 8 carabiners)	69	GA8572
Service parts box for DHX	1391	GA4006-2
DXF fan	573	PDF5000

GAS CONNECTION 3/4”	Price £	article no.
Gas hose 3/4” L 2000mm - CE approved - incl. nipples	358	IP779055
Gasball valve+ filter set 3/4” - incl. nipples	136	GD4000
Gas pressure regulator set natural gas- incl. nipples - inlet pressure max.200mbar, 27mbar outlet pressure	150	GD4004
Gas pressure regulator set propane - incl. nipples - inlet pressure max. 1,75 bar, 50mbar outlet pressure	183	GD4006

Winterwarm BOXER+

Characteristics:

- Simple heating solution
- Integrated safety functions
- Suitable for propane and natural gas
- Low maintenance
- Outside installation possible
- Ionisation flame detection
- Burner ignition control
- Gas valve control
- Maximum reliability
- Available capacity: 80 kW

Reliable performance

The Winterwarm Boxer+ delivers reliable heating when it matters most. Its hot surface ignition ensures reliable start-up every time. Several safety functions are integrated, including ionisation flame detection, burner ignition and gas valve control. The centrifugal fan is monitored by a flow switch positioned in the warm air outlet. Every component is designed for maximum reliability.

Simple service

Today's farmers need to reduce turn round times between crops to a minimum. The Boxer+ can be installed outside the house to avoid disruption during cleaning and is designed to ensure that routine service is simple and economical.

BOXER+-series

BOXER+ series	Natural Gas (G20)	
	Price £	article no.
BOXER+ 80	1634	UKBOXER80

Accessoires BOXER+-series

DESCRIPTION	Price £	article no.
Air recirculation unit	195	4AYC060
Air diffusion extension	80	4AYT060
Mounting brackets	95	4AZM001

Technical data BOXER+-series

Description	Unit	BOXER+80
Article number		**UKBOXER80**
Nominal heat output	kW	80.0
Air output (warm)	m3/h	2,000
Throw	m	30
Power of centrifugal fan motor	kW	0.30
Gas consumption natural gas (G20)	m3/h	7.02
Gas consumption propane (G31)	l/h	10.7

Robust construction

The external casing of the Boxer+ consists of removable panels in pre-painted steel of such a quality that the Boxer+ is suitable for both indoor and outdoor installation. It has been designed to operate reliably, whatever the weather. When installed inside, the heater can be suspended on chains (hoisting eyebolts are provided on top of the heater) or be placed on supporting brackets.

Energy efficient

The Boxer+ provides efficient combustion to keep energy costs low. Its powerful fan ensures even temperature distribution and can provide continuous air movement, even when no heat is required. With the optional air recycling duct, fresh air can be brought into the building, heated or unheated, improving the indoor climate (outside installation only). The Boxer+ can use 100% outside air, 100% inside air or a mixture of both.

Want to know more?
Visit www.winterwarm.co.uk
or scan the QR code!

Winterwarm DHB

Coming in 2027

Characteristics:

- Open combustion system
- 100% efficiency
- Effective heating
- Robust stainless steel casing
- Splash-proof (IPX4B)
- RT contact for connection to poultry house computer

The Winterwarm DHB is a conventional oil-fired warm air heater designed for use in poultry and pig housing

Efficient heat for agricultural applications

For poultry houses, so-called direct-fired heaters with open-flame combustion are a proven and efficient heating solution used worldwide. The DHB is a cost-effective heating solution that allows you to easily heat the entire house or provide additional heating capacity during peak demand periods.

Direct-fired system: maximum efficiency

Thanks to the direct-fired system, all generated heat is utilised within the house, resulting in 100% efficiency as the combustion gases are released directly into the building. Ventilation fans ensure even distribution of the warm air while transporting combustion gases to the outside. The high-quality oil burner ensures stable, clean combustion with low fuel consumption, contributing to lower operating costs.

Oil fired warm air heater DHB-series

DHB series	Price £	article no.
DHB 100	Price upon request	XXXXXXXX
DHB 120	Price upon request	XXXXXXXX

Robust design, low maintenance
The fully stainless steel casing ensures a long service life and excellent resistance to harsh conditions. Key components are protected within a splash-proof enclosure, making cleaning easy and keeping maintenance to a minimum. This guarantees an efficient heating solution with maximum operational reliability.

Reliable heating solution
The DHB series can be easily connected to a climate computer or room thermostat. The units are equipped with a digital control board that manages the ignition process and performs regular self-checks to minimise the risk of failure. Each unit is thoroughly tested, ensuring safe and consistent operation you can rely on.

Winterwarm lighting

At Winterwarm, we offer not only innovative heating solutions, but also high-quality LED lighting for a wide range of commercial applications. Through our own brands, WinLed and Luminaid, we provide energy-efficient and reliable lighting designed to create optimal working conditions while helping to reduce energy costs.

Luminaid **Winled**

Clever lighting solutions

Our lighting solutions are developed and manufactured at our sustainable, BREEAM-5-certified facility in Winterswijk, the Netherlands. From design and production to quality control, the entire process takes place under one roof and is managed in-house.

Innovation, sustainability and craftsmanship are at the heart of everything we do. By keeping control of the entire production process, we can ensure consistent quality and maintain high standards throughout.

WinLed and Luminaid, two strong Winterwarm brands with one shared goal: high-quality lighting that contributes to a more sustainable future.

With Luminaid, we offer advanced linear lighting solutions for demanding environments, including the food industry (HACCP), cold stores and freezer facilities, workshops and car parks. WinLed offers high-quality luminaires for a wide range of commercial environments, from production halls and warehouses to offices.

Every situation calls for a tailored approach. That is why we start with a thorough assessment of the premises and their energy requirements. Our experts look at the existing lighting system, energy consumption and potential savings, as well as comfort and sustainability requirements. This enables us to develop a lighting solution that is perfectly suited to the specific application.

Luminaid applications

Smart and efficient lighting!

Advanced linear lighting from Luminaid

Luminaid linear lighting is specially developed for demanding industrial applications. The luminaires form a continuous line of light, providing uninterrupted and uniform illumination. The round housing, made from UV-stabilised polycarbonate, is impact-resistant (IK10) and dust- and water-resistant (IP65). Flexible control options allow each lighting plan to be configured to meet the specific requirements of the application.

The Luminaid range consists of:
- DATALUX.LT
- DATALUX.AC
- NEXTGEN

High-quality luminaires from WinLed

WinLed lighting solutions combine high efficiency with excellent light output. The high-quality aluminium housing provides excellent heat dissipation and low energy consumption. The luminaires can be positioned freely along the lighting line, allowing the light distribution to be tailored to the specific requirements of each project.

The WinLed range consists of:
- Skyline linear lighting
- Retrofit renovation modules
- Prefab surface-mounted luminaires
- Recessed ceiling panels

WinLed applications

Want to know more? Our lighting experts are happy to help. Call 01925 765799 or email enquiries@winterwarmuk.com.

For more information, visit winterwarm.co.uk/lighting.

Notes

Innovative heating and lighting solutions

We strive for sustainable and healthy solutions that contribute to a better climate and a pleasant working environment. Whether it's making your business premises more sustainable or optimizing the indoor climate, Winterwarm is your reliable partner for green and efficient business spaces.

Versatile and applicable everywhere, a world of possibilities

In addition to heating, Winterwarm also provides lighting for every space. Thanks to innovative technology and energyefficient designs, we create a comfortable environment tailored to specific needs. Perfect for both large and small spaces.

Curious about our projects?
Check www.winterwarm.co.uk/projects
or scan the QR code!

Winterwarm UK Ltd.
Unit H3, Taylor Business Park, Warrington Road
Warrington Cheshire WA3 6BL
Tel. +44 (0)192 57 65 799 enquiries@winterwarmuk.com www.winterwarm.co.uk

kiwa CERTIFIED ISO 9001

Winterwarm

Version September 2026