ACADEMIC PLANNER

SIR JOHN LEMAN HIGH SCHOOL

2026- 2027



Contents Page

Essential Information..... 5

Recommended Revision Resources..... 27

Subject Exam Information..... 51

Notes..... 81



Essential Information

The School Day

8:45 - 9:10	Registration	30 mins
9:10 - 10:25	Period 1	75 mins
10:25 - 10:45	Break	20 mins
10:45 - 12:00	Period 2	75 mins
12:00 - 1:15	Period 3	75 mins
1:15 - 13:55	Lunch	40 mins
1:55 - 3:10	Period 4	75 mins
3:10 - 3:15	Tutor Time	5 mins
3:15 - 4:15	Additional after school intervention, enrichment or detention	Up to 1 hour

School Term Dates

Autumn Term

Tuesday 1st September 2026 - Friday 18th December 2026

Tuesday 1st September 2026	PD Day 1 (Non Student Day)
Wednesday 2nd September 2026	PD Day 2 (Non Student Day)
Thursday 3rd September 2026	Yr12 - Sixth Form Enrolment & Yr 7 in school only
Friday 4th September 2026	Yr13, Yr11 & Yr7 in school only
Monday 7th September 2026	All Students in school
Friday 23rd October 2026	PD Day 3 (Non Student Day)
Monday 26th October 2026 - Friday 30th October 2026	HALF TERM HOLIDAY
Monday 2nd November 2026	All students return to school
Monday 21st December 2026 - Friday 1st January 2027	CHRISTMAS HOLIDAY

Spring Term

Monday 4th January 2027 - Thursday 25th March 2027

Monday 4th January 2027	PD Day 4 (Non Student Day)
Tuesday 5th January 2027	All students return to school
Monday 15th February 2027 - Friday 19th February 2027	HALF TERM HOLIDAY
Monday 22nd February 2027	All students return to school
Friday 26th March 2027 - Friday 9th April 2027	EASTER HOLIDAY

Summer Term

Monday 12th April 2027 - Wednesday 21st July 2027

Monday 12th April 2027	PD Day 5 (Non Student Day)
Tuesday 13th April 2027	All students return to school
Monday 3rd May 2027	BANK HOLIDAY
Monday 31st May 2027 - Friday 4th June 2027	HALF TERM HOLIDAY
Monday 7th June 2027	All students return to school
Wednesday 21st July 2027	Last Day of Term - School finishes at 1pm
Thursday 22nd July 2027 onwards	SUMMER HOLIDAY

What is Revision?

Revision means <u>'looking again.'</u>

Before revision there is learning -

- Learning begins with attending all your lessons and completing your homework.
- Of students that miss more than 50% of school - only 3% achieve five or more GCSE's at grades 4 to 9.
- 73% of pupils who have over 95% attendance achieve 5+ GCSE's at grades 4 to 9.

Revision -

- The next step is to revise, which means going back over information already learnt.
- The key is to produce a piece of work to gather together information on a topic together, for example into a flash card, mind map etc.
- You can then use this resource to support consolidating your knowledge later.

Consolidation-

- Once you have gathered your notes together, it is time to consolidate your knowledge.
- Repeatedly test yourself using your resources and ask for help if needed.
- To ensure you are able to apply your knowledge in the exam, once you are confident with having revised a set topic, you could do some realistic exam practice. Ask your teachers for support find past paper questions if needed.

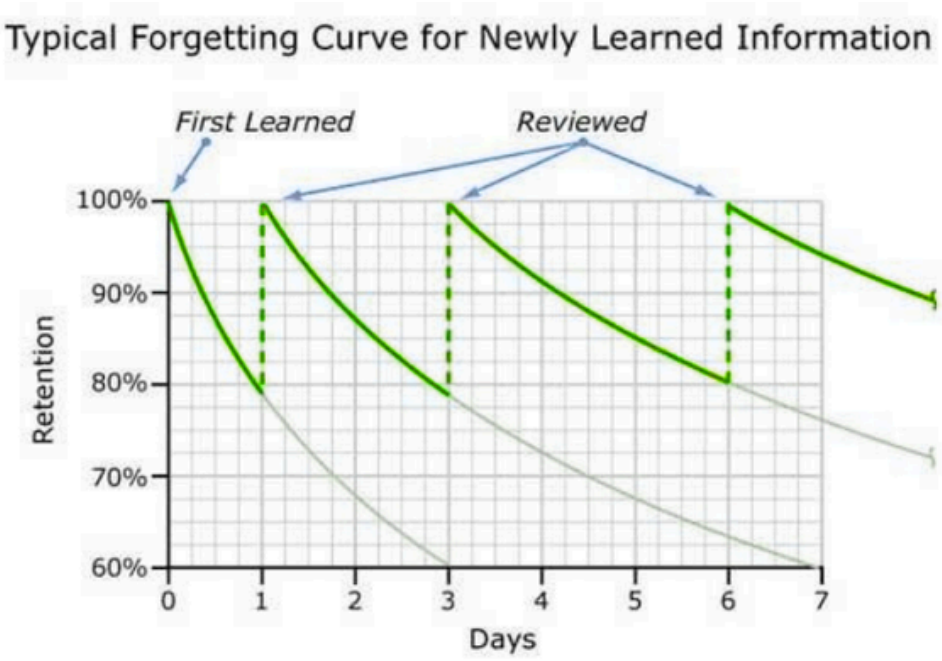

- When we learn something for the first time, we rapidly forget a lot of the information. When we repeatedly go back to that same thing, we remember it a lot more successfully!

Revision Spacing

Spacing out your revision - smaller chunks over a longer period of time - helps you to remember the material better and ensures you are less stressed with your revision.

Let's say you are asked to spend 6 hours revising for an exam which you have next week.

Your revision could look like this:

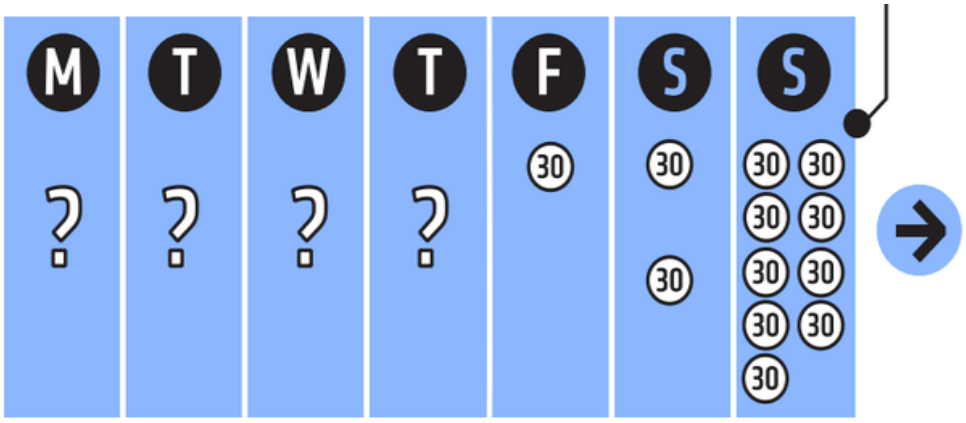

Or it could look like this:

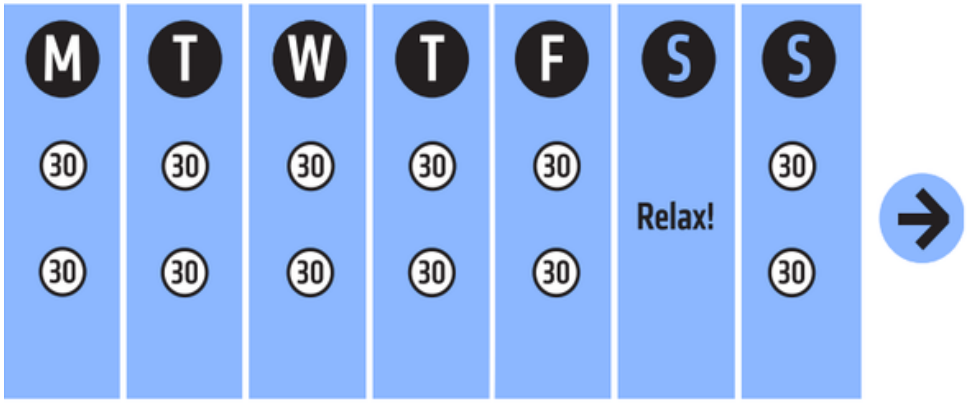

Instead of cramming for hours the night before, it is much more manageable to break your revision into smaller chunks and space the time out between each revision session.

This means you will consolidate what you have learned and be likely able to remember the information much easier on the day of the exam.

The same amount of time now looks much more manageable and gives you time to speak to your teacher or academic mentor if you need further support before the test.

Revision Techniques

Pomodoro technique

- The Pomodoro Technique is a time management method to keep revision productive. You split work into 25-minute intervals, called "Pomodoros," followed by short breaks.
- For example, work for 25 mins followed by a 5 min reset break. If you do four cycles in one evening, then follow up with a longer break for 15-30 minutes.
- You can download apps to your smart phone that will set Pomodoro alarms for you.
- Once you have taken your 5 min break, then return to revision on a different topic/subject to stop you from burning yourself and space your revision out effectively.

Mind Maps and Posters

- Key for idea organisation and understanding how parts of a topic connect. For example, you could mind-map the characters of An Inspector Calls.
- Making the mind map itself is one way of reprocessing the information your teacher has taught you and counts as revision - but revisiting the mind map is even better!
- Cover up sections of your mind map individually, to see what you can recall from the mind map a couple days/weeks later. This will help that revision sink in further.

Complete Past Paper Questions

- This will give you the most accurate feel of what it will be like to sit the actual exam.
- Be selective with the questions you do. For example, if you revised cells recently then have that as your focus and find questions directly relating to this.
- You can find lots of past papers on www.revisionworld.com

Revision Techniques

Flashcards

- You can download digital copies of pre-made flashcards (on BBC Bitesize you can print flashcard sets or complete them as online quizzes).
- Another way to quickly make flashcards is to screenshot Youtube videos.
- Alternatively, make your own cards from class notes. You could make one card each day to summarise what you learnt in that lesson when you get home.
- The key with flashcards is to repeatedly test yourself on them!
- It is important to reflect on what questions you get wrong when revisiting flashcards. Review these ones more frequently to get them to stick.
- Don't overload flashcards with too much information. On one side of the card, you could draw pictures or fill in the blanks as hints to help you recall the answer to the question.

Simplify your notes

- Don't just copy your notes or from a textbook word for word. Try to rewrite class notes in their simplest form.
- Use pictures or diagrams. Maybe initially start without using your notes to brainstorm what you remember from the topic and see what you remember.
- Search for a topic you are stuck on (could be on BBC Bitesize or a trusted revision channel on Youtube) and make simple, clear notes to sum up what you have learnt.
- Test yourself on this by using the blurting technique a couple of days later or try to explain what you have learnt to a friend/family member.

Speak to your academic mentor if you need any further support.

Memory Strategies

Turn things you need to remember into rhymes or mnemonics

- An example would be BODMAS/BIDMAS for the order of operations in Maths calculations (Brackets, Orders, Division, Multiplication, Addition, Subtraction).
- Create your own mnemonics for different key terms.

Repetition.

- Regular practice is key to be able to get things to stay in your long term memory.

Interactive quizzing.

- Upload your notes onto websites like Quizlet to test yourself.
- Use pre-existing sets of cards online like on BBC Bitesize or Seneca.
- Search for specific topic revision quizzes on YouTube (e.g. GCSE coastal erosion revision quiz).
- Test yourself on these quizzes and the questions you get incorrect, make a flashcard on the question and answer to revisit in future.

Make flash cards.

- Don't put too much information on one card - you should be able to test yourself on them like playing a card game.
- Use symbols and pictures on one side as a hint to the answer on the other side.

Build a 'Memory Palace'.

- When learning quotes, allocate each theme/character to a different room or object in the room. This is a visualisation technique. If you can a story this will help you to remember the information.

Look, cover, write and check.

- When you are trying to learn an important piece of information, repeatedly write it down on paper or use a whiteboard and the look, cover, write and check method until it sticks.

Memory Strategies

Blurting.

- Set a timer and use one coloured pen and write down everything you remember about a topic.
- When the timer stops, use a different colour and a textbook to correct any mistakes you made.
- In a third colour, write down anything from the topic that you forgot entirely. You can then use this as a future revision poster.

Shorter and punchier is better!

- Break things down into smaller chunks to learn and then gradually build up and add more detailed information.

Be selective.

- Make sure the things you try to memorise are the most useful pieces of information that you can use in multiple ways.
- For example, when learning quotes for English Literature, choose examples you can analyse in multiple ways, connect back to the context or other characters/key moments in the text.

Find small chunks of time to revise.

- Record yourself reading out a chunk of your notes on the voice notes app and listen back to yourself when travelling, - like a podcast.
- You could listen to revision videos in the background when doing day-to-day tasks, like getting ready in the morning or eating breakfast.

Have a routine and take breaks.

- We are creatures of habit. We can function on autopilot and the more something becomes part of our routine - the easier it becomes.
- Even 30 minutes after school every day could be over 10 hours of extra work a month!

Study & Success Advice

📅 1. Long-Term Planning (6–12 Months Before Exams)

Objective: Lay the foundation for success through consistent habits and early awareness of things you need to improve on.

🔹 Organise & Understand

- Understand your exam board and syllabus for each subject (AQA, Edexcel, OCR, etc.).
- Create or ask your teacher for a **master checklist** of all topics in each subject.
- Identify your **strengths and weaknesses** early.

🔹 Create a Study Plan

- Build a **weekly study routine** (e.g. a rota of which subjects per evening in 30min blocks).
- Include **review sessions** every few weeks to see what things have stuck and which things you have forgotten.
- Start with **light but productive revision** — summarising notes, mind maps, flashcards but make sure these are kept safe and done in a way that you can use again in the future to review that topic. Make flashcards with questions on one side (include pictures as visual hints or fill in the blanks) and the answers on the other.

🔹 Build Healthy Habits

- Sleep 8 hours, eat well, and include exercise in your routine.
- Limit screen time and build concentration with techniques like **Pomodoro** (25 mins work / 5 mins break).
- Ask teachers for clarification on unclear topics.
- Use online platforms to help you revise (Seneca, BBC Bitesize, Cognito, Physics & Maths Tutor).

Study & Success Advice

📚 2. Mid-Term Revision (3–6 Months Before Exams)

Objective: Begin focused revision with exam-style practice and targeted improvement.

🔹 Refine Your Plan

- Prioritise weaker subjects or specific tricky topics. Speak to your teachers or academic mentor for specific help with these areas.
- Use a revision timetable with subject rotation and built-in breaks.

🔹 Practice & Retrieval

- Start using past papers and mark schemes. Focus on set questions/sections rather than trying to do the whole paper each time.
- Use spaced repetition and active recall (e.g., testing yourself instead of just rereading information).

🔹 Seek Feedback

- Hand in practice answers to teachers for marking.
- Review work with your friends and form or attend a small study group in school for accountability.

🔹 Track Progress

- Monitor your marks on past papers and mocks.
- Spot areas of need to ask for help and make improvements. Your teachers can help you understand how to work on your weak areas.

Study & Success Advice

🔥 3. Short-Term Preparation (1 Month Before Exams)

Objective: Polish exam technique, manage stress, and solidify content.

🔹 Focus on High-Yield Revision

- Use condensed notes and flashcards daily.
- Practice exam technique — especially for extended writing (English, History).

🔹 Timed Practice

- Do past papers under timed conditions.
- Practice marking your own papers using official mark schemes.

🔹 Final Fixes

- Target any remaining weak topics.
- Use mnemonics, songs, diagrams, and stories for difficult content.

Study & Success Advice

📅 4. Exam Week Tips

Objective: Perform your best with a calm, focused mindset.

🔹 The Day Before

- Light revision only: avoid cramming. Check your exam venue, time, and materials needed (ID, pens, calculator). Prepare clothes, bag, and water bottle the night before.

🔹 On the Day

- Eat a healthy breakfast (protein + carbs).
- Arrive early to avoid stress.
- Use the 15-minute rule: if you blank in the exam, move on and return later.
- Use the full time — check answers carefully.

🔹 Between Exams

- Don't obsessively discuss answers.
- Take short walks or relax to clear your mind before the next paper.

🔹 Across all stages of year 11- Self-Care is important

- Prioritise mental well-being: relaxation, hobbies, breathing exercises.
- Avoid burnout: short breaks, healthy snacks, regular movement.
- Speak to family, friends and school staff if you need support.

Study & Success Advice

🏁 5. After Exams & Reflection

Objective: Learn from the experience and prepare for results day.

🔹 Don't Dwell on Mistakes

- What's done is done. Focus on rest and reflection.
- Reward yourself — you've worked hard!

🔹 Plan for the Next Step

- Research sixth form/college courses and entry requirements.
- Think about subjects you enjoyed and excelled in.

🔹 Results Day (August)

- Bring someone supportive. If results aren't what you hoped for, **know your options**: appeals, resits, college alternatives.

✅ Final Checklist Before Exams

- All subjects covered at least twice
- Some past papers for each subject completed
- Condensed notes and flashcards made
- Exam techniques practised
- Rest, sleep, and nutrition prioritised
- Support system in place

PSHE & Careers

On this page you will find some useful links to access **PSHE & Careers** resources

Click here to access
Careers Information Board!

PSHE

ChildLine 0800 1111	**Childline**	Click me to access!
THE SOURCE	**The Source**	Click me to access!
THE SOURCE	**Finances & Money Support**	Click me to access!
kooth	**Kooth**	Click me to access!
mind	**MIND**	Click me to access!
NHS	**NHS Health**	Click me to access!
Suffolk Sexual Health Service	**Suffolk Sexual Health Service**	Click me to access!

Careers

unifrog	**Unifrog**	Click me to access!
National Careers Service	**National Careers Services**	Click me to access!
GOV.UK	**Apprenticeships**	Click me to access!
BBC BITESIZE	**BBC Bitesize Careers**	Click me to access!
icanbea...	**I Can Be A**	Click me to access!

Seneca

At SJL, we use Seneca as a revision and homework platform. It contains concise, curriculum-aligned study materials (videos, notes, and practice questions).

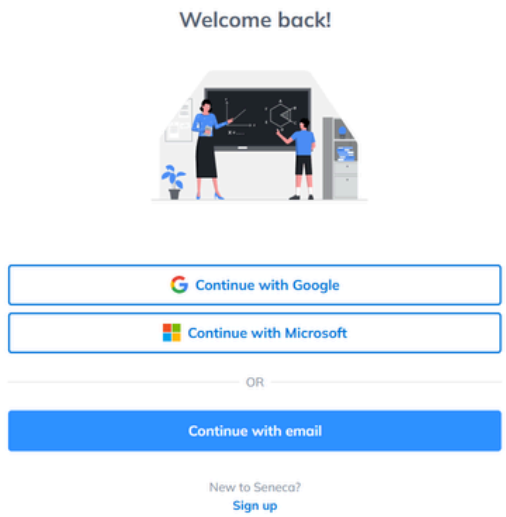

Logging in:

Head to: https://senecalearning.com/en-GB/

Select continue with email

Enter your email address, the format will be:

22ASmith@sirjohnleman.co.uk
(for a student named Adam Smith)

Enter your password, or if you cannot remember your password, you can press 'send one time email link'.
You can also ask your academic mentor to reset your password.

Remember to access your emails you need to head to **RM unify**. Enter your email address as the username. Your password to your emails is the same as your password for logging into a computer at school.

You must login to Seneca using your school email address. If you use a personal email address it will not sync up with any of your school classes or assignments.

Study timetable feature

Use the **Seneca Revision Planner** to automatically generate a study timetable in two minutes. It builds a personalized schedule based on your subjects and time goals, while utilizing neuroscience and spaced repetition.

- Add your specific courses or subjects (e.g., GCSE or A-Level exam boards).
- Navigate to the **Revision Planner** tab.
- Set your availability, study targets, and exam dates.
- Access your daily goals via the dashboard

Cram mode

Allows you to quickly test your knowledge across multiple topics. It provides quick-fire quiz questions without the underlying learning content, helping you rapidly identify your strengths and weaknesses before an exam

Action Plans

It is important to have direction to your revision. Setting goals and keeping track of them is the only way to hold yourself accountable.
You know yourself best and what you need to do – you need to come up with your own personal list. Set yourself a target, how you are going to achieve it, when you're going to achieve it by and who, if anyone, can help you.

Target	How I'm going to achieve it?	When by?	Who can help me?

Study Planner

STUDY GOAL

DATE:

ACTIVITY	COMPLETED

START TIME	FINISH TIME	DONE

NEXT TO DO LIST	
1	
2	
3	



Blurting Template

WHAT I REMEMBER

WHAT I FORGOT

WHAT I NEED TO IMPROVE ON

Weekly Revision Flowchart

Weekly Revision Flowchart

Monday:

Tuesday:

Wednesday:

Thursday:

Friday:

Saturday:

Sunday:

Key area of revision to focus on this week:

1.

2.

3.

4.

5.

Common Exam Phrases

Account for – explain the reasons for something.

Give an account of – give a detailed description of something.

Analyse – study something in depth. Identify, describe and criticise its features in detail.

Assess – examine something closely. Consider in a balanced way its strengths and weaknesses and then give your final opinion.

Compare – what are the similarities and differences? What one is best and why?

Consider- express your thoughts and observations about something.

Define – give the meaning of something.

Discuss- what are the important aspects of the topic? Are there two sides to it? Consider the arguments for and against.

Evaluate – judge the importance of something/ how successful something is. Weigh up the pros and cons.

How – in what way, by what means, or method does something happen/exist/work

Identify – pick out the main features or important points of something

Illustrate – give examples that clearly demonstrate your point of view.

Interpret- explain the meaning of something in your own words.

Justify – give reasons to support an argument or action.

Outline – choose the most important aspects of a topic to make a point, ignoring the minor details.

Review- examine a subject critically and summarise it.

Summarise – bring together all the main points.

To what extent – similar to questions that ask 'how far do you agree/disagree', you are expected to discuss both the strengths and weaknesses.

Recommended Revision Resources

Ancient History

Greece and Persia textbook



Rome textbook

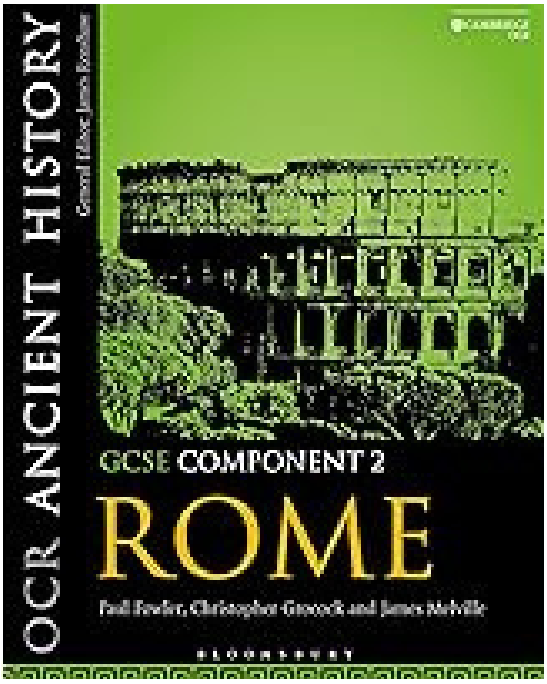

Knowledge organisers & digital revision guides:

Persia knowledge organiser

Athens in the age of Pericles quizbook

Roman Kings knowledge organiser

Roman Republic knowledge organiser

Hannibal

YouTube Videos:

Depth study skills - watch here!

Period study skills - watch here!

Rome paper revision -watch here!

Persia paper revision - watch here!

Quizlet Flashcards

Persia

Athens in the Age of Pericles

Rome

Hannibal

Past Papers:

Past papers can be found online or requested by students.

Business

Edexcel Buisness Revision Book

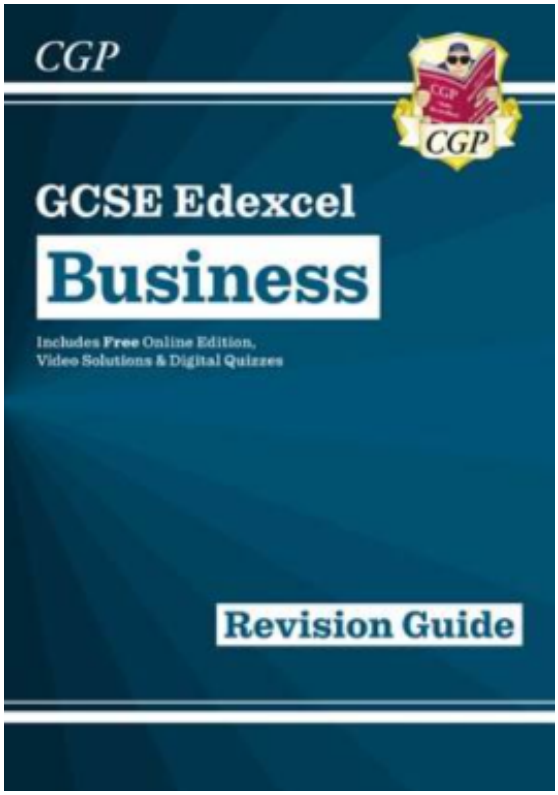

Past papers and mark schemes

Visit these sites and practise online

Seneca Learning

BBC Bitesize

Also create flash cards or mind maps of the different topics.

Essential Calculations needed for the exam: Watch here!

Exam Technique: 12 mark questions: Watch here!

Exam Technique: 9 mark questions: Watch here!

Exam Technique: 6 mark questions: Watch here!

Computer Science

GCSE Computer Science OCR Revision Guide

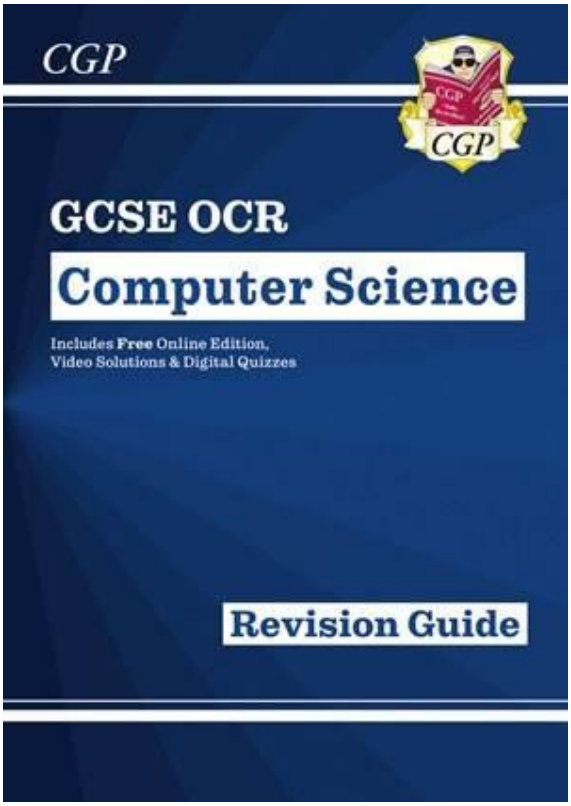

All text in blue are hyperlinks to the websites for these resources.

https://erevision.uk/

Log on to your eRevision account on the internet and work through the set revision tasks on each topic you want to revise.

Craig n dave

Watch the 'craig n dave' videos on each topic you want to revise.

Past papers

Also complete your 'Keywords, PowerPoint (you have) and use these revision card you made to revise.

For unit 2 (in year 11) work through the 50 algorithm challenge booklet the teacher gave you.

Creative iMedia

OCR Cambridge National in Creative iMedia: Revision Guide

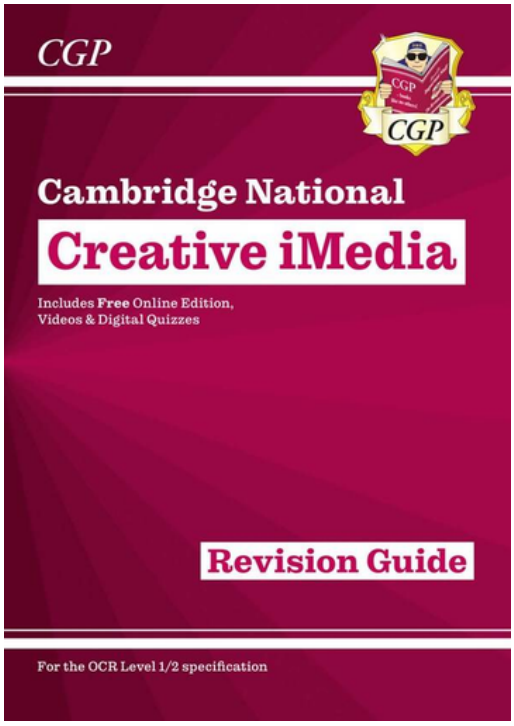

All text in blue are hyperlinks to the websites for these resources.

https://erevision.uk/

Log on to your eRevision account on the internet and work through the set revision tasks on each topic you want to revise.

Exam unit revision videos

Watch the videos on each topic you want to revise.

Past papers

Download some past papers to practice exam questions and then mark them with the mark scheme you can also download.

DT: Food

OCR Food Preparation and Nutrition - My Revision Notes

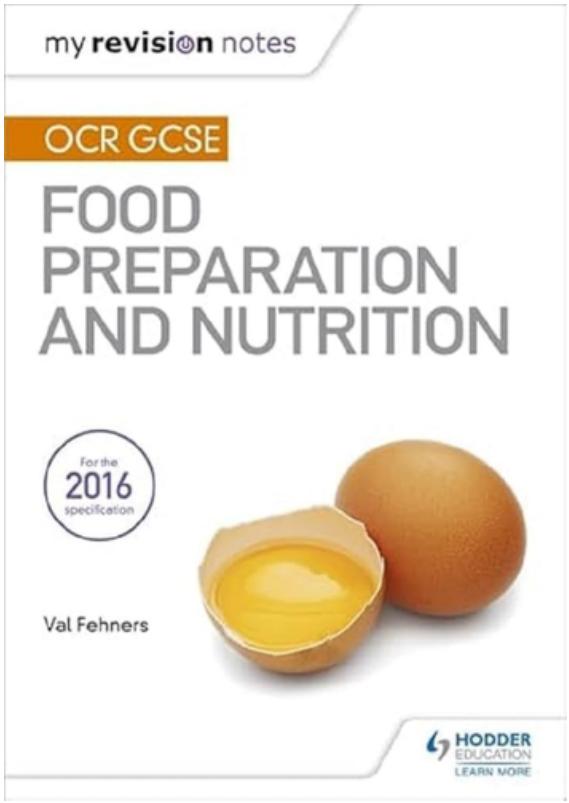

All text in blue are hyperlinks to the websites for these resources.

Past Papers and Specification

Past Paper and mark schemes from 2020- 2023 are available on the website

Knowledge organisers on Food a Fact of Life

There are lots of ready made knowledge organisers for various topics on the spec available on Food a fact of Life

BBC Bitesize videos

Revision videos created for the GCSE spec

SENECA Learning

Tailor made revision resources, questions and quizzes to test your knowledge on SENECA

Institute of Food Science

Revision information on the food science part of the spec can be found on the IFST website and there are lots of revision videos on their YouTube page.

DT: Textiles & Resistant Materials

Clear Revise; AQA GCSE Design and Technology 8552

All text in blue are hyperlinks to the websites for these resources.

GCSE Design and Technology - AQA - BBC Bitesize

Past Papers: AQA | Design and Technology | GCSE | GCSE Design and Technology

English Language

Revision guide

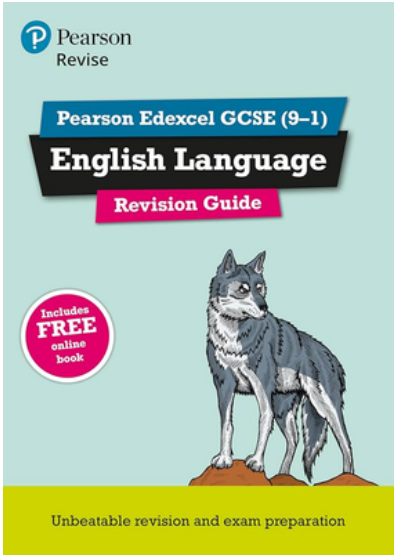

Padlet

Click here to access the English Language Resource Padlet

Websites -

Search for 'GCSE Edexcel English Language' papers on google.

Additional information -

Practise past papers: There are printed out versions on the K corridor (at the K1 end), on the wall near the photocopier.

Read non-fiction texts from the BBC, Guardian, etc.

Create your own checklist for successful writing and writing whole stories, letters, etc.

Revise English techniques such as adjectives, metaphor, etc.

English Literature

Revision guides

CGP revision guides can be purchased directly via their website or through Amazon. Each textbook photo will also link you to websites to purchase.



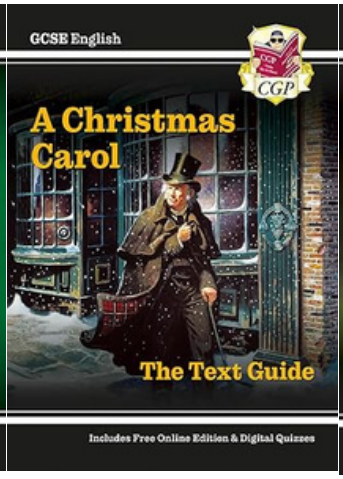

Padlet

Click here to access the English Literature Resource Padlet

Additional information -

Practise past papers are available at the end of the K corridor
Use your revision cards to learn quotations from 'An Inspector Calls', 'Much Ado About Nothing', 'A Christmas Carol' and the poetry anthology.
Make sure you are confident with the context of the texts – you have Knowledge Organisers for context for 'Much Ado' and 'An Inspector Calls' as well as a Knowledge Organiser for all of the poems.

An Inspector Calls

Relationships poetry

A Christmas Carol

French

Pearson Revise Edexcel GCSE French Revision Guide

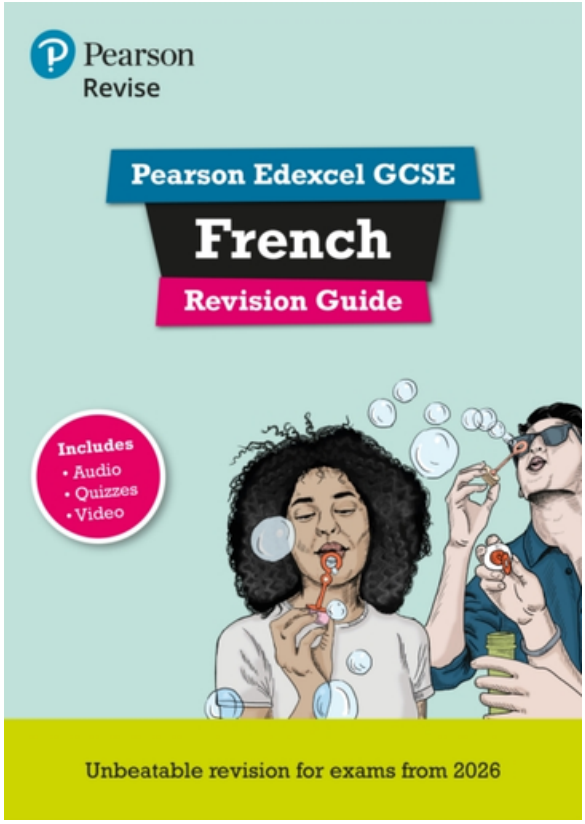

All text in blue are hyperlinks to the websites for these resources.

Pearson Revise Edexcel GCSE French Revision Workbook

New GCSE French Edexcel Complete Revision & Practice with CGP RevisionHub (for exams from 2026)

Languagenut

Geography

Geography AQA GCSE 9-1 Revision Guide

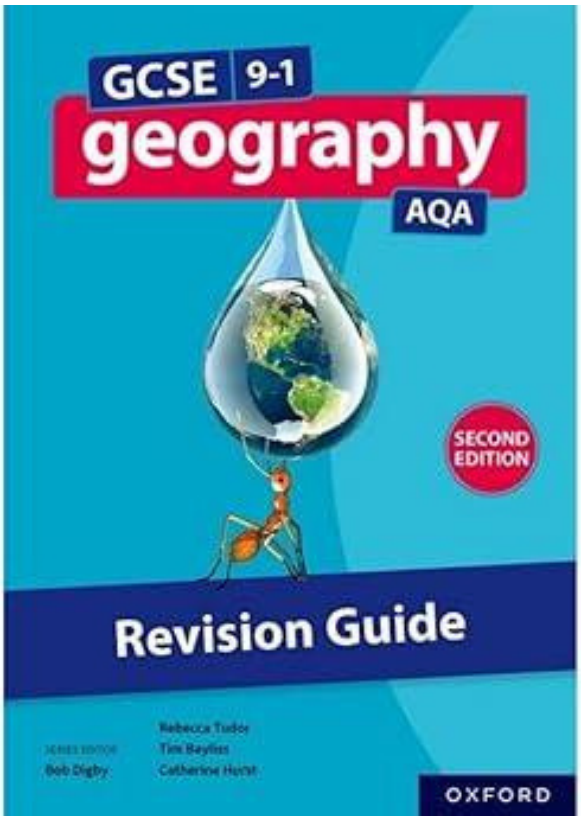

All text in blue are hyperlinks to the websites for these resources.

Home - Internet Geography
Case study info and background knowledge for all topics.

AQA GCSE Geography Past Papers - Revision World
Past papers and mark schemes

Paper 3 requires revision of fieldwork (Norwich and Southwold).

Examiners Reports for sample answers

Health & Social Care

My Revision Notes
Cambridge Nationals Health and Social Care by Hodder

The revision guide is for the exam unit (RO32) taken in year 11. Past papers and mark schemes along with all course information, specification and assessment guidance are on the OCR website.

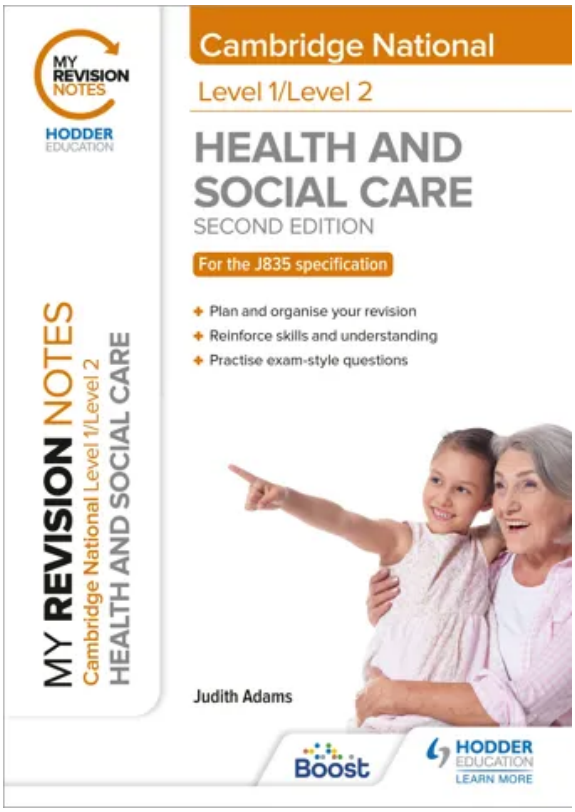

All text in blue are hyperlinks to the websites for these resources.

Get Revising

Get revising has some health and social care ready made revision materials. Essential skills for communication: BBC Bitesize support for exam RO32.

OCR website

BBC Bitesize communication in HSC

The school Global drive has all lessons and resources used for students to access they will require a USB to download. Practice questions are also on the global drive and printed in D1.

History

Pearson REVISE AQA GCSE History Britain: Health and the people, c1000 to the present day Revision Guide and Workbook







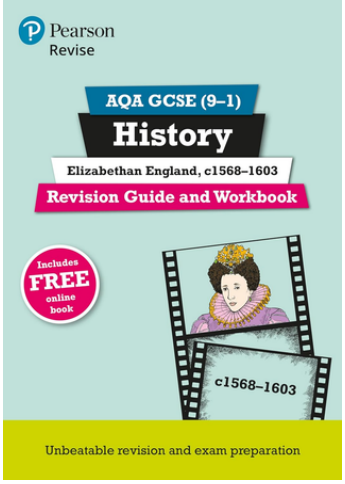

All text in blue are hyperlinks to the websites for these resources. Each textbook photo will also link you to websites to purchase.

Elizabethan England

Podcasts
Quizzes

World War One

Quizzes

Medicine

Videos & Quizzes

America 1920-1973

Quiz

Maths

GCSE Maths is a tiered entry course. Students will either sit the more difficult higher tier (which assesses up to a max grade of a 9) or the more accessible foundation tier (which assesses up to a max grade of a 5). Students in sets 1-3 will often go onto complete the higher exam, whereas students in sets 4 and lower would be aiming to complete the foundation exam.

Foundation textbooks:

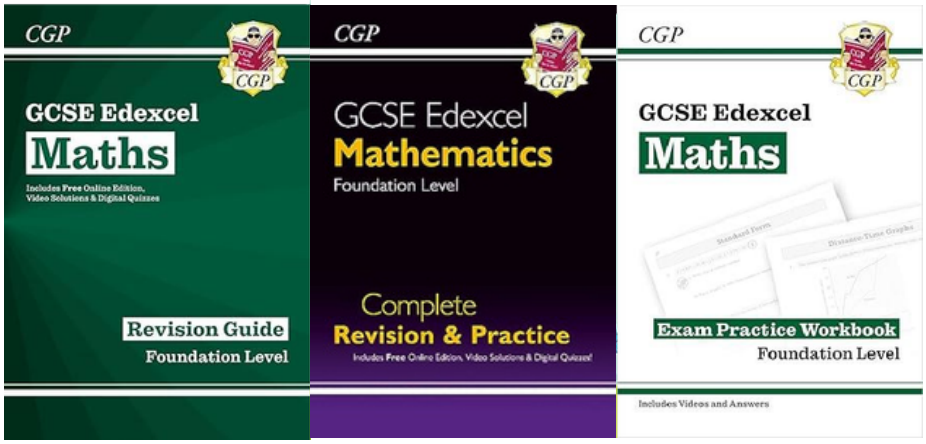

Higher textbooks:

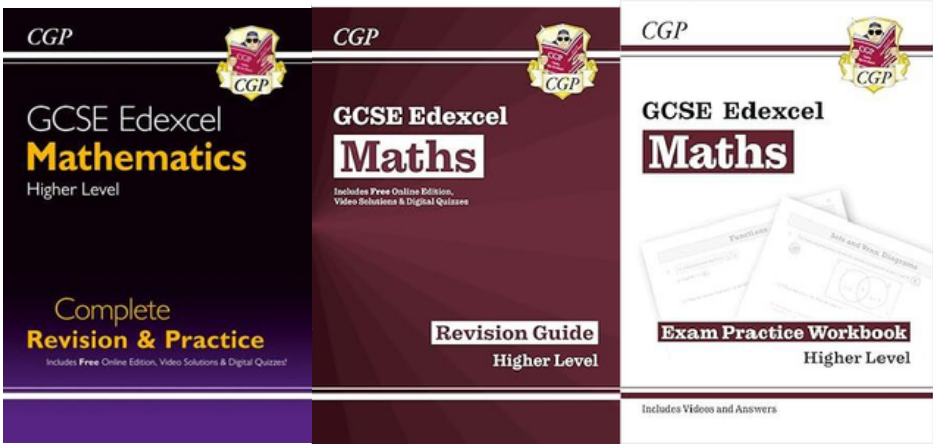

Each textbook photo will also link you to websites to purchase.

Maths

Revision guides allow students to revisit topics and learn how to access the content.

Revision workbooks allow students to practise the content topic by topic.

Sparx Maths (homework platform)

Dr Frost Maths (past papers, topic revision)

Corbett Maths (worksheets and videos)

Maths Genie (past papers and topic revision)

Method Maths (bank of online past papers)

Hannah Kettle (last minute exam prep, videos on TikTok – predicted papers will be printed and given to students)

Media Studies

Illuminate AQA GCSE Media Studies Revision Guide

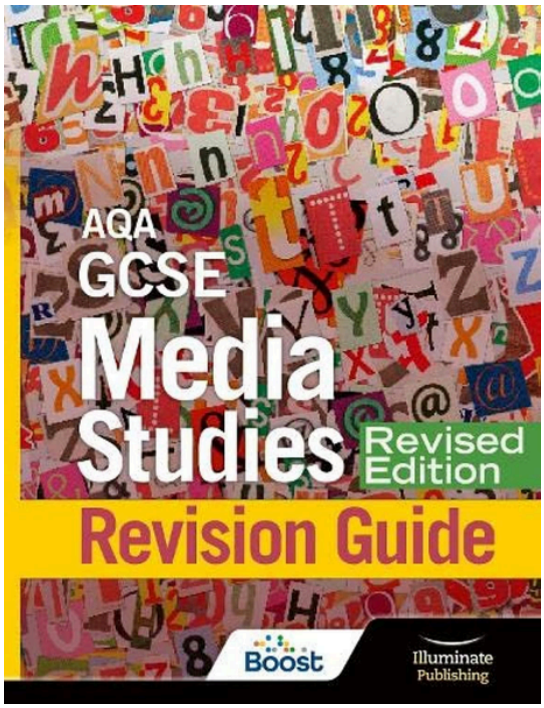

All text in blue are hyperlinks to the websites for these resources.

AQA | Media Studies | GCSE | GCSE Media Studies - Past Papers

Youtube: Mrs Fisher AQA Media Studies Revision
Mrs Fisher- GCSE Media Studies - YouTube

GCSE Media Studies - BBC Bitesize

Seneca | GCSE Media Studies Revision

Knowledge Organisers in bright coloured folders in the revision box in D2 that can be copied. Revision box also contains past papers, terminology booklets, past revision guides and example answers.

Music

GCSE Music Revision Guide

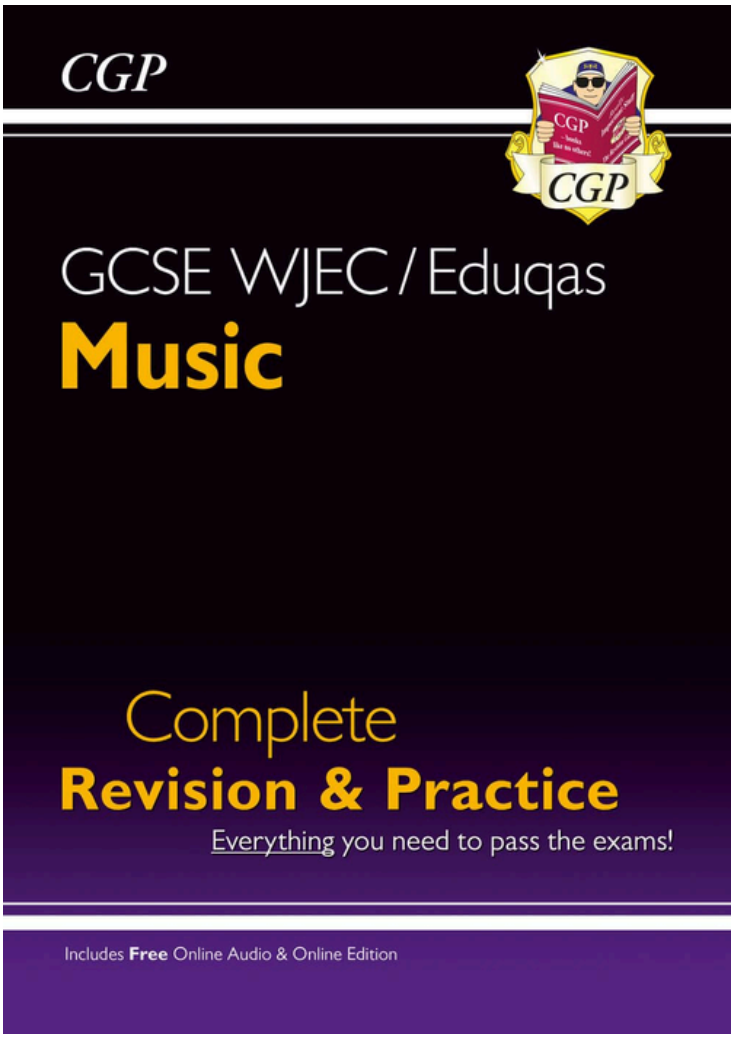

Knowledge Organisers for the course are available which you can use to make revision resources such as quizzes and attempt past papers.

You can use BBC Bitesize, Eduqas Music & ToneSavvy

PE

CGP GCSE Physical Education AQA Revision Guide

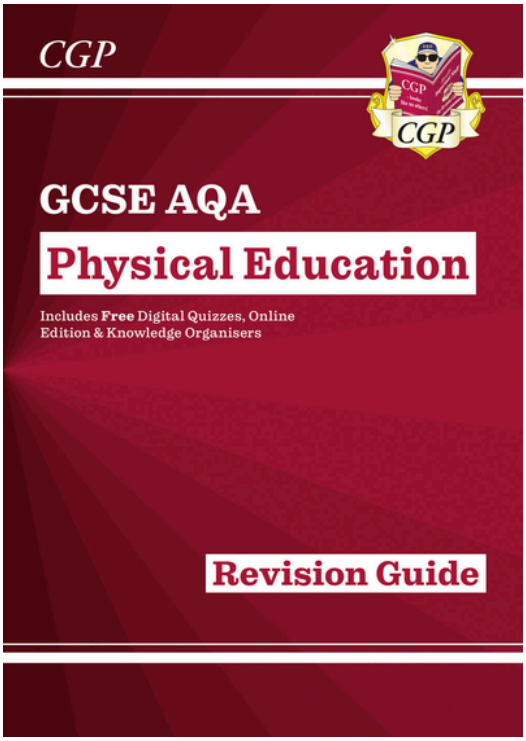

All text in blue are hyperlinks to the websites for these resources.

Past Papers & Mark Schemes
AQA | Physical Education | GCSE | GCSE Physical Education

Revision & mini-tests for all units in PE specification on BBC Bitesize and Seneca Learning.
GCSE Physical Education - AQA - BBC Bitesize

Seneca Learning: Seneca - Learn 2x Faster https://app.senecalearning.com/classroom/course/91c639c0-06b3-11e8- a7fa-d5f998ee5b98

All pupils have a log in to Seneca, they should have used it for GCSE PE homework.

Pupils given a 'PE Bible' around March of Year 11, which has a topic on a page for all of the topics in both Paper 1 and Paper 2. Pupils have checklists for each of the units in Paper 1 & Paper 2 in their books

Psychology

Collins 'Complete Revision and Practice'

Hodder Education 'My Revision Notes'

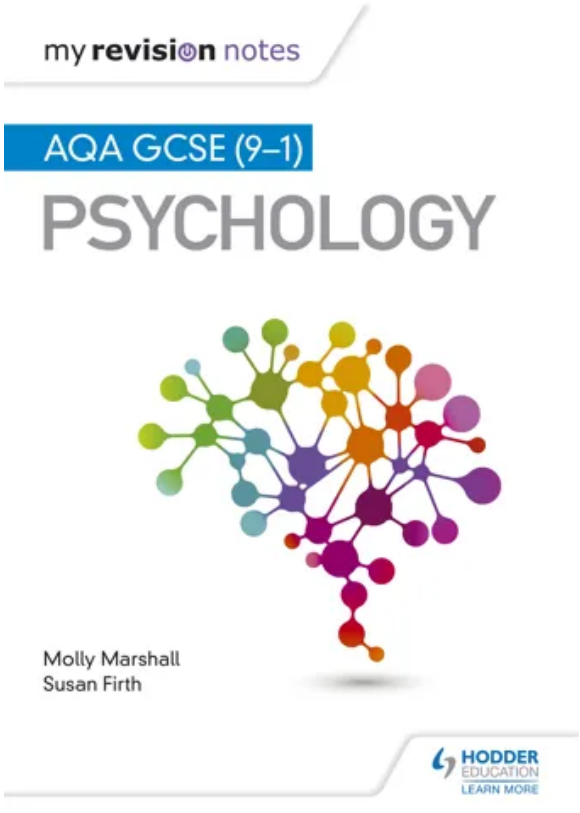

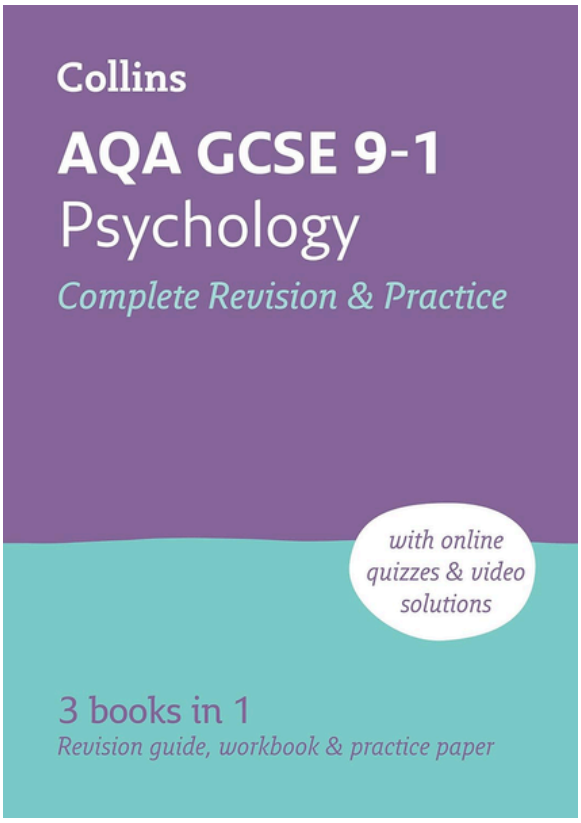

Memrise for key terms.

Retrieval grids for each topic.

Revision booklets for both papers (can be found on the shared drive).

Past paper questions (can be found on the AQA website).

Glossaries.

Essay writing advice/practice sheets (can be found on the shared drive).

Design a study questions advice/practice (can be found on the shared drive).

Religious Studies

AQA Religious Studies A: Christianity & Hinduism Revision Guide

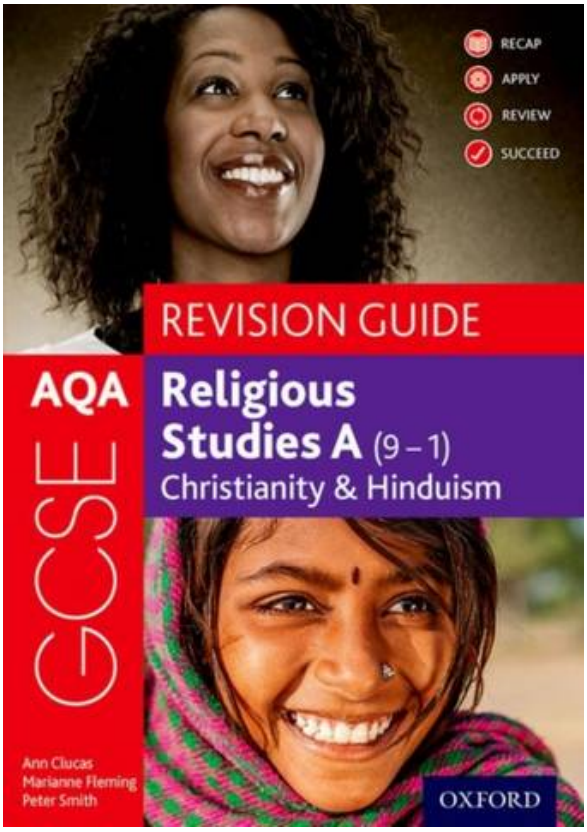

All text in blue are hyperlinks to the websites for these resources.

BBC GCSE Bitesize

Youtube: Mr Mayers Exam Walkthroughs, links below:

Paper 1

Paper 2

We also give all students:

1. Revision Workbooks in February
2. Exam Guides in March

Science

When looking for revision resources, particularly online, it is important to make sure that they are for the exam board Edexcel.

You may be studying for Combined Science or Separate Sciences, Biology, Chemistry and Physics. Check you have resources for the correct course. (GCSE, not iGCSE/international GCSE)

You also need to check the tier of entry – either Higher or Foundation. Ask your class teacher if you are not sure.

The most effective method of revising science is to practice using your knowledge. Exam workbooks help you to do this regularly. Throughout year 11 you should also be regularly completing past paper questions which can be accessed using the links provided.

Scan the QR code to visit our Science padlet. This website contains all the links to all the revision resources that you need for GCSE science, including exam walkthroughs, past papers, videos of core practicals, equations, and links to revision websites.

Website: Pearson-Edexcel Past Papers
Past papers and markschemes.
Please make sure you are selecting the correct papers.
Combined Science papers will have the format as per this example: Paper 1 Foundation – Combined Science Physics.
Triple Science papers do not contain the words 'combined science'.

Mobile app: My Past Papers
Access past papers from the Combined Science or Separate (Triple) science for the exam board Edexcel.

Science

All text in blue are hyperlinks to the websites for these resources.

CGP Revision Guides

GCSE Combined Foundation Revision Guide
GCSE Combined Higher Revision Guide

Triple Science:

GCSE Biology Edexcel Revision Guide
GCSE Chemistry Edexcel Revision Guide
GCSE Physics Edexcel Revision Guide

CGP Exam Workbooks

Combined Science:
GCSE Combined Science Edexcel Exam Practice - Higher
GCSE Combined Science Edexcel Exam Practice - Foundation

Triple Science:

GCSE Biology Edexcel Exam Practice Workbook
GCSE Chemistry Edexcel Exam Practice Workbook
GCSE Physics Edexcel Exam Practice Workbook

CGP Revision Cards

Combined Science:
GCSE Combined Science Edexcel Revision Question Cards: All-in-one Biology, Chemistry & Physics

Triple Science:

GCSE Biology Edexcel Revision Question Cards
GCSE Chemistry Edexcel Revision Question Cards
GCSE Physics Edexcel Revision Question Cards

Spanish

Pearson Revise Edexcel GCSE Spanish Revision Workbook- for 2026, 2027 exams: Amazon.co.uk: Halksworth, Vivien, Smith, Harry: 9781292739748: Books

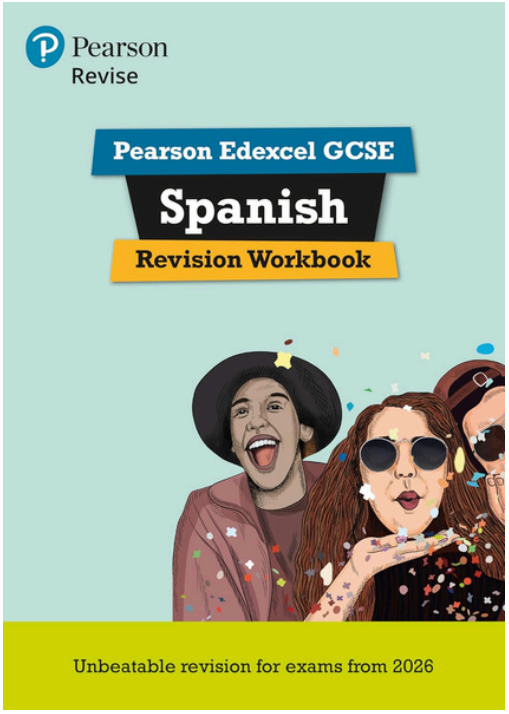

All text in blue are hyperlinks to the websites for these resources.

Pearson Revise Edexcel GCSE Spanish Revision Guide

Pearson Revise Edexcel GCSE Spanish CGP Revision Guide

Languagenut

Subject Exam Information

GCSE Ancient History

PAPER 1	**GREECE & PERSIA** **Topics** The Persian Empire, 559 - 465 BC. This is a compulsory period study focusing on the Persian Empire under Cyrus the Great, Cambyses II, Daris U and Xerxes I Depth Study: Athens in the Age of Pericles, 462 - 429 BC **2 Hour exam. 50% of GCSE (25% on "The Persian Empire" and 25% on the depth study)**
PAPER 2	**THE FOUNDATIONS OF ROME** **Topics** The foundations of Rome: from kingship to republic, 753–440 BC. This is a compulsory longer period study focusing on the kings of Rome and the early Roman Republic, with an emphasis on the most exciting and interesting events and characters. Depth Study: Hannibal and the Second Punic War, 218 - 201 BC **2hour exam. 50% of GCSE (25% on "The foundations of Rome" and 25% on the depth study)**

GCSE Art

COMPONENT ONE	**Portfolio** A body of coursework that shows explicit coverage of four assessment objectives: 'Develop, Refine, Record and Respond'. Work must include a sustained project evidencing a creative journey, from initial engagement to realisation of intentions. All work produced from September of Year 10 until December of Year 11 is included in the portfolio. **60% of GCSE**
COMPONENT TWO	**60% of GCSE Externally set assignment** Students respond to a chosen starting point from an externally set assignment paper relating to their subject title, evidencing coverage of all four assessment objectives. There is a preparatory period from January - March of Year 11 (lesson time) followed by a 10-hour supervised practical assessment during the exam season. **40% of GCSE**

GCSE Business Studies

PAPER ONE **Exam: 1 hour and 45 minutes** **50% of the qualification.** **90 marks**	**Theme 1: Investigating small business** ● Topic 1.1 Enterprise and entrepreneurship ● Topic 1.2 Spotting a business opportunity ● Topic 1.3 Putting a business idea into practice ● Topic 1.4 Making the business effective ● Topic 1.5 Understanding external influences on business The paper is divided into three sections: Section A: 35 marks Section B: 30 marks Section C: 25 marks. The paper will consist of calculations, multiple-choice, short-answer and extended-writing questions. Questions in Sections B and C will be based on business contexts given in the paper. Calculators may be used in the examination.
PAPER TWO **Exam: 1 hour and 45 minutes.** **50% of the qualification.** **90 marks**	**Theme 2: Building a business** ● Topic 2.1 Growing the business ● Topic 2.2 Making marketing decisions ● Topic 2.3 Making operational decisions ● Topic 2.4 Making financial decisions ● Topic 2.5 Making human resource decisions The paper is divided into three sections: Section A: 35 marks Section B: 30 marks Section C: 25 marks. The paper will consist of calculations, multiple-choice, short-answer and extended-writing questions. Questions in Sections B and C will be based on business contexts given in the paper. Calculators may be used in the examination.

GCSE Computer Science

PAPER ONE	**Computer systems** Topics 1.1 Systems architecture 1.2 Memory and storage 1.3 Computer networks, connections and protocols 1.4 Network security 1.5 Systems software 1.6 Ethical, legal, cultural and environmental impacts of digital technology The question paper will consist of short and medium answer questions. there will also be one 8-mark extended response question. This question will enable students to demonstrate the ability to construct and develop a sustained line of reasoning. **1 hour and 30 mins written exam**
PAPER TWO	**Computational thinking, algorithms and programming** Topics 2.1 Algorithms 2.2 Programming fundamentals 2.3 Producing robust programs 2.4 Boolean logic 2.5 Programming languages and Integrated Development Environments Section A is worth 50 marks and assesses students' knowledge and understanding of concepts of Computer Science. Students then apply these to problems in computational terms, where they may use an algorithmic approach. Section B is worth 30 marks and assesses students' Practical Programming skills and their ability to design, write, test and refine programs. **1 hour and 30mins exam**

GCSE Creative iMedia

UNIT R093 - **Creative iMedia in the media industry**	**Topics** • The media industry • Factors influencing product design • Pre-production planning • Distribution considerations. In this unit you will learn about the media industry, digital media products, how they are planned, and the media codes which are used to convey meaning, create impact and engage audiences. **Examined assessment (40% of the course). 1 hour 30 minutes**
UNIT R094- **Visual identity and digital graphics**	**Topics** • Develop visual identity • Plan digital graphics for products • Create visual identity and digital graphics. In this unit you will learn to how to develop visual identities for clients and use the concepts of graphic design to create original digital graphics to engage target audiences. **Non-examined assessment (Approx. 25% of the course).** **OCR set asssignment. Approx. 10 hours.**
UNIT RO99 - **Digital games**	In this unit you will learn how to plan, create and review digital games. Topics include: • Plan digital games • Create digital games • Review digital games. **Non-examined assessment (Approx. 35% of the course). OCR-set assignment. Approx. 12-14 hours.**

GCSE Design & Technology

PAPER ONE	**Section A – Core technical principles (20marks)** A mixture of multiple choice and short answer questions assessing a breadth of technical knowledge and understanding. **Section B – Specialist technical principles (30 marks)** A mixture of short answer and extended response questions to assess a more in-depth knowledge of technical principles with a focus on a material area. **Section C – Designing and making principles (50 marks)** A mixture of short answer and extended response questions. **2 hours. 50% of GCSE**
NON-EXAMINED ASSESSMENT	Through the production of a piece of coursework comprising of a portfolio and practical outcome, assesses the practical application of: • core technical principles • specialist technical principles • designing and making principle **30-35 hours of work. 50% of GCSE**

GCSE English (Language & Literature)

LANGUAGE PAPER ONE	**19th Century Fiction and Imaginative Writing** Part A: reading 19th century fiction Part B: choice of two writing tasks (fiction / short story) **1 hour 45 minutes**
LANGUAGE PAPER TWO	**20th and 21st Century Non-Fiction and Transactional Writing** Part A: reading 20th and 21st century non-fiction. Part B: choice of two writing tasks (non-fiction) **2 hours 5 minutes**
LITERATURE PAPER ONE	**'Much Ado About Nothing' and 'An Inspector Calls'** Part A: extract from 'Much Ado About Nothing' then question based on the whole play. Part B: 'An Inspector Calls' – choice of two questions. **1 hour 45 minutes**
LITERATURE PAPER TWO	**'A Christimas Carol' and Poetry** Part A: extract from your novel, then question based on the whole novel. Part B: comparing two poems from the relationships cluster of the anthology. Part C: comparing two unseen poems. **2 hours 15 minutes**

GCSE Food Technology

PAPER ONE	**Written examination** The following types of question will be asked: • ten compulsory questions including structured and free response questions • some questions that include stimulus material • synoptic questions are included.. **1 hour and 30 mins. 50% of GCSE**
PAPER TWO	**Non-examined assessment** Learners should complete two tasks. A food investigation and a food preparation task. Food investigation - the scientific principles underlying the preparation and cooking of food. This component is worth 15% of the qualification. Food preparation - This task is worth 35% of the qualification and assesses the planning, preparation, cooking and presentation of food. **50% of GCSE. Completed in lessons in school.**

GCSE French

PAPER ONE SPEAKING	Internally conducted and externally assessed: Foundation tier: 7-9 minutes plus 15 minutes of preparation time. Higher tier: 10-12 minutes plus 15 minutes of preparation time. Students are assessed on their ability to speak using clear and comprehensible language for a range of audiences and purposes, in different contexts, which are relevant to their current and future needs and interests. **There are three consecutive tasks:** **Task 1:** Read aloud (12 marks). Read aloud a short text and undertake a short, unprepared interaction relating to the text. In the read aloud task itself students will be assessed on their pronunciation and in the short interaction that follows students will be assessed on their communication. **Task 2:** Role play (10 marks) Undertake a transactional role play, in a setting taken from the defined list. The task card will be allocated by Pearson. **Task 3:** Picture task (12 marks) with conversation (16 marks). Students select their thematic context for Task 3 in advance of the assessment.Students select one option from a choice of two of the six thematic contexts. The two options will be randomly generated by Pearson. The task card will be allocated by Pearson. Describe a picture stimulus, related to the selected thematic context. Students have a choice of two pictures on the stimulus card. Answer two compulsory questions related to the subject matter of the picture, then move on to a short unprepared conversation developed from the same thematic context. **25% of the qualification**
PAPER TWO LISTENING	Foundation tier: 45 minutes, including 5 minutes of reading time Higher tier: 60 minutes, including 5 minutes of reading time Students are assessed on their understanding of standard spoken French by one or more speakers, across a range of formal and informal contexts, and in familiar and unfamiliar settings. **Section A: Listening (40 marks)** Students respond to multiple-choice, multiple-response and short-answer open response questions. All questions are set in English and students produce all responses in English. **Section B: Dictation (10 marks)** Students are assessed on their ability to transcribe spoken French into written French. **25% of the qualification**

GCSE French

PAPER THREE **READING**	Foundation tier: 45 minutes Higher tier: 60 minutes Students are assessed on their understanding of written French across a range of formal and informal contexts, and in familiar and unfamiliar settings. **Section A: Reading and Understanding (40 marks)** Students respond to multiple-choice, multiple-response and short-answer open response questions based on these texts. All questions are set in English and students produce all responses in English. **Section B: Translation into English (10 marks)** Students translate a passage from French into English, with instructions in English. **25% of the qualification**
PAPER FOUR **WRITING**	Foundation - 15 hour 15 Higher - 1 hour 20 Students are assessed on their ability to communicate effectively through writing in French for different purposes and audiences. Students are required to produce responses of varying lengths and types to express ideas and opinions in French. The instructions to students are in English. **Foundation Tier** • Question 1: picture-based task (8 marks) • Question 2: one of two open-response questions, set in formal context (14 marks) • Question 3: one of two open-response questions, set in informal context (18 marks) • Question 4: translation into French (10 marks) **Higher Tier** • Question 1: one of two open-response questions, set in informal context (18 marks) • Question 2: one of two open-response questions, set in formal context (22 marks) • Question 3: translation into French (10 marks) A recommended word count is specified for each open-response question. **25% of the qualification**

GCSE Geography

PAPER ONE	**Living with the Physical Environment** **Topics** • The challenge of natural hazards • The living world • Physical landscapes in the UK • Geographical skills **1 hour and 30mins, 35% of GCSE**
PAPER TWO	**Challenges in the Human Environment** **Topics** • Urban issues and challenges • The changing economic world • The challenge of resource management • Geographical skills **1 hour and 30mins, 35% of GCSE**
PAPER THREE	**Geographical applications** **Topics** • Issue evaluation • Fieldwork • Geographical skills **1 hour and 30mins, 30% of GCSE**

Health & Social Care (Cambridge National Level 1/2)

UNIT R032	**Principles of care in health and social care settings** Written exam. The exam will have six compulsory questions. Question types include: Fill the gaps, short and medium answer, extended level response. 1 hour and 15 minute exam
UNIT R033	**Supporting individuals through life events** Non-exam assessment.Taking the form of coursework completed at school. This set assignment has two tasks, one requires research and written essay style portfolio and one requires students to interview a chosen person, as per the NEA guidelines with some written elements.
UNIT R035	**Health promotion campaigns** Non-exam assessment. Taking the form of coursework completed at school. This set assignment contains four tasks, three are written essay style portfolio and one requires the student to deliver a health promotion campaign as per the NEA guidelines.

GCSE History

PAPER ONE	**Understanding the Modern World** Section A- period studies. • AD America, 1920–1973: Opportunity and inequality Section B: Wider world depth studies. • BA Conflict and tension: The First World War, 1894–1918. Section A – six compulsory questions (40 marks) Section B – four compulsory questions (40 marks) Plus 4 marks for spelling, punctuation and grammar **2 hour exam. 50% of GCSE**
PAPER TWO	**Shaping the Nation** **Section A – thematic studies** • AA Britain: Health and the people: c1000 to the present day **Section B: British depth studies including the historic environment** • BC Elizabethan England, c1568–1603 •Section A – four compulsory questions (40 marks) •Section B – four compulsory questions (40 marks) • Plus 4 marks for spelling, punctuation and grammar **2 hour exam. 50% of GCSE**

GCSE Latin

PAPER ONE	**Language:** Learners study texts and stories in Latin to build knowledge and understanding of Latin vocabulary, accidence and syntax. **100 marks. 1 hour 30 minute exam. Worth 50%**
PAPER TWO	**Verse:** Learners study and analyse poetry in the original Latin language. You should have studied either Verse Literature A J282/05 or Verse Literature B J282/06. **50 marks. 1 hour written exam. Worth 25%**
PAPER THREE	**Prose:** Learners study and analyse a non-fiction or fiction text in the original Latin language. You should have studied either J282/02: Prose Literature A or J282/03: Prose Literature B J282/04. **50 marks. 1 hour written exam. Worth 25%**

GCSE Mathematics

PAPER ONE **NON-CALCULATOR**	This is the only non-calculator exam a student will sit in this qualification. This paper can test a wide variety of topics, but students should try to concentrate on specific non-calculator skill (like fractions, decimals and so on) that is much more likely to appear in this paper. **1 hour 30 minutes**
PAPER TWO **CALCULATOR**	Students will sit two calculator papers (often after the May half term). This paper can still test skills where a calculator would not be of much help, but again some skills that students specifically practise with calculators in lessons are much more likely to appear in one of these two papers (for example, compound interest, trigonometry and so on). **1 hour 30 minutes**
PAPER THREE **CALCULATOR**	Students will sit two calculator papers (often after the May half term). This paper can still test skills where a calculator would not be of much help, but again some skills that students specifically practise with calculators in lessons are much more likely to appear in one of these two papers (for example, compound interest, trigonometry and so on). **1 hour 30 minutes**

GCSE Maths is a tiered entry course, which means that students will either sit the more difficult higher tier (which assesses students up to a max grade of a 9), or the more accessible foundation tier (which assesses students up to a max grade of a 5).

Students in sets 1-3 will often go onto complete the higher exam, whereas students in sets 4 and lower would be aiming to complete the foundation exam. As such, it's important to check any revision resources, tutors, etc are testing the appropriate knowledge.

GCSE Media Studies

PAPER ONE	Section A will focus on Media Language and Media Representations. Questions in this section can test any two of the following forms: • magazines • advertising and marketing • newspapers • online, social and participatory media and video games. Section B will focus on Media Industries and Media Audiences. Questions in this section can test any two of the following forms: • music video • newspapers • online, social and participatory media and video games • film (industries only). **1 hour and 30min exam, 35% of GCSE**
PAPER TWO	Section A will be based on a screening from an extract of one of the television Close Study Products and can test any area of the theoretical framework. Section B will be based on either newspapers or online, social and participatory media and video games and can test any area of the framework **1 hour and 30min exam, 35% of GCSE**
NON-EXAM ASSESSMENT: CREATING A MEDIA PRODUCT	Students produce in lessons: • a statement of intent • a media product for an intended audience. **NEA is 30% of GCSE**

GCSE Music

COMPONENT ONE	**Performing** Students will perform as a soloist and as part of an ensemble: ● Solo performance: students will perform a minimum of one solo piece (of at least one minute) of their own choice in any style or genre, with or without accompaniment as appropriate to the style of the music ● Ensemble performance: students will perform a minimum of one piece as part of an ensemble (of at least one minute) in any style or genre. The student's part must not be doubled by any other member of the ensemble. **1 hour and 30 minute exam**
COMPONENT TWO	**Composing** Students must submit two compositions of a combined duration of at least three minutes. One in response to a brief set by Pearson, of at least one minute in duration, and one free composition set by the student, of at least one minute in duration.
COMPONENT THREE	**Appraising** The paper will include multiple-choice, short open, and extended writing questions. Section A - Students will be assessed on their ability to identify aurally the key musical features in some of the set works from the areas of study. They should understand the context within which the set works were composed and their place within the area of study as a whole. Section B - In Section B, students will be asked to compare in detail an extract of one of the set works with an extract from an unfamiliar listening piece (related to one of the set works). Students will hear the pieces and see the scores. This question will be worth 12 marks **1 hour and 45 minute exam**

Performing Arts (Level 1/2 Vocational Award)

UNIT ONE - PERFORMING	You will learn the skills and techniques needed to produce a successful performance of an existing work, such as a piece of music or an extract from a play or show. This unit can be completed through any of the following disciplines: Drama, Music, Music Technology or Musical Theatre (which may incorporate dance). **Weighting 30%**
UNIT TWO - CREATING	You will learn how to create and refine your own original work in performing arts, such as acting, choreography, designing costumes or composing music. This unit can be completed through any one of the following disciplines: Devised drama, Choreography, Composition, Composition using technology, Costume design, Lighting design, Make-up and hair design, Set design, Sound design. **Weighting 30%**
UNIT 3 – THEATRE MAKERS IN PRACTICE	You will learn about areas of the performing arts industry that need to be considered when responding to a commission, and will consider these when coming up with and pitching your own idea. **Weighting 40%**

GCSE Photography

COMPONENT ONE	**Portfolio** A portfolio of photography that shows evidence of four assessment objectives. This means original work by the students, research of photography techniques and the work of famous photographers and analysis showing understanding of the work of the photographers they study and their own work. The portfolio must include a sustained project as well as a selection of other work completed during the course. **60% of GCSE**
COMPONENT TWO	**Externally set assignment** Students receive an exam paper at the very beginning of the Spring term in year 11 with a number of questions that are starting points for a project. The students choose just one to answer and work on a project on that theme for approximately 8 weeks. At the end of this period, they have 10 hours of exam time to create final images for the project. This is all done in the Photography classroom. **40% of GCSE**

GCSE Physical Education

PAPER ONE	**The Human Body and Movement in Physical Activity and Sport** Topics: Applied anatomy and physiology Movement Analysis Physical Training Use of Data A mix of multiple choice, short answer and extended answer questions. Answer all questions. **1 hour 15 minutes exam – 30% of GCSE**
PAPER TWO	**Socio-cultural influences and wellbeing in physical activity and sport** Topics: Sport psychology Socio-cultural influences Health, fitness and wellbeing Use of data Answer all questions. A mix of multiple choice, short answer and extended answer questions. **1 hour 15 minutes exam - 30% of GCSE**
NON-EXAM ASSESSMENT:	**Practical performance in physical activity and sport** For each of their three activities, students will be assessed in skills in progressive drills (10 marks per activity) and in the full context (15 marks per activity). • Students will be assessed on their analysis (15 marks) and evaluation (10 marks) of performance to bring about improvement in one activity. **3 sports sections of coursework produced during the year. They make up 30% of grade and a final written piece of coursework makes up 10% of GCSE**

GCSE Psychology

PAPER ONE	**Cognition and Behaviour** Topics • Memory • Perception • Development • Research methods **1 hour and 45 min exam. 50% of GCSE**
PAPER TWO	**Social context and behaviour** Topics • Social influence • Language, thought and communication • Brain and neuropsychology • Psychological problems **1 hour and 45 min exam. 50% of GCSE**

GCSE Religious Studies

PAPER ONE **Christianity Beliefs** **Christianity Practices** **Hinduism Beliefs** **Hinduism Practises**	Answer all questions as fully as possible in the spaces provided in the two booklets. There will be one for each religion. Spend around 25 minutes on each question. **1 hour and 45 minute exam.**
PAPER TWO **A–Relationships and Families** **B-Religion and Life** **C–God and Revelation** **D-Religion And Peace and Conflict** **E–Religion, Crime and Punishment** **F–Religion, human rights and Social Justice**	There is a booklet for you to answer each question that you do. There are 6 topic areas: You should answer only the four that you have studied! Around 25 minutes on each question. **1 hour 45 minute exam**

GCSE Science (Combined)

All papers are 1 hour and 10 minutes and worth 60 marks each

PAPER ONE	**Biology 1** Topic 1 – Key concepts in biology Topic 2 – Cells and control Topic 3 – Genetics Topic 4 – Natural selection and genetic modification Topic 5 – Health, disease and the development of medicines
PAPER TWO	**Chemistry 1** Topic 1 – Key concepts in chemistry Topic 2 – States of matter and mixtures Topic 3 – Chemical changes Topic 4 – Extracting metals and equilibria (Topic 5 is covered in Triple science only and therefore does not appear in the combined science paper)
PAPER THREE	**Physics 1** Topic 1 – Key concepts of physics Topic 2 – Motion and forces Topic 3 – Conservation of energy Topic 4 – Waves Topic 5 – Light and the electromagnetic spectrum Topic 6 – Radioactivity
PAPER FOUR	**Biology 2** Topic 1 – Key concepts in biology Topic 6 – Plant structures and their functions Topic 7 – Animal coordination, control and homeostasis Topic 8 – Exchange and transport in animals Topic 9 – Ecosystems and material cycles

GCSE Science (Combined)

PAPER FIVE	**Chemistry 2** Topic 1 – Key concepts in chemistry Topic 6 – Groups in the periodic table Topic 7 – Rates of reaction and energy changes Topic 8 – Fuels and Earth science
PAPER SIX	**Physics 2** Topic 1 – Key concepts of physics Topic 8 – Energy - Forces doing work Topic 9 – Forces and their effects Topic 10 – Electricity and circuits Topic 12 – Magnetism and the motor effect Topic 13 – Electromagnetic induction Topic 14 – Particle model Topic 15 – Forces and matter (Topic 11 is covered in Triple Science only and therefore is not missing from this list - as it does not appear in the combined science papers)

GCSE Science (Triple)

All papers are 1 hour and 45 minutes and worth 100 marks each

BIOLOGY PAPER 1	Topic 1 – Key concepts in biology Topic 2 – Cells and control Topic 3 – Genetics Topic 4 – Natural selection and genetic modification Topic 5 – Health, disease and the development of medicines
BIOLOGY PAPER 2	Topic 1 – Key concepts in biology Topic 6 – Plant structures and their functions Topic 7 – Animal coordination, control and homeostasis Topic 8 – Exchange and transport in animals Topic 9 – Ecosystems and material cycles
CHEMISTRY PAPER 1	Topic 1 – Key concepts in chemistry Topic 2 – States of matter and mixtures Topic 3 – Chemical changes Topic 4 – Extracting metals and equilibria Topic 5 – Separate chemistry
CHEMISTRY PAPER 2	Topic 1 – Key concepts in chemistry Topic 6 – Groups in the periodic table Topic 7 – Rates of reaction and energy changes Topic 8 – Fuels and Earth science Topic 9 – Separate chemistry 2

GCSE Science (Triple)

PHYSICS PAPER 1	Topic 1 – Key concepts of physics Topic 2 – Motion and forces Topic 3 – Conservation of energy Topic 4 – Waves Topic 5 – Light and the electromagnetic spectrum Topic 6 – Radioactivity Topic 7 – Astronomy
PHYSICS PAPER 2	Topic 1 – Key concepts of physics Topic 8 – Energy - Forces doing work Topic 9 – Forces and their effects Topic 10 – Electricity and circuits Topic 11 – Static electricity Topic 12 – Magnetism and the motor effect Topic 13 – Electromagnetic induction Topic 14 – Particle model Topic 15 – Forces and matter

GCSE Spanish

PAPER ONE **SPEAKING**	Internally conducted and externally assessed. Foundation tier: 7-9 minutes plus 15 minutes of preparation time. Higher tier: 10-12 minutes plus 15 minutes of preparation time. Students are assessed on their ability to speak using clear and comprehensible language for a range of audiences and purposes, in different contexts, which are relevant to their current and future needs and interests. Task 1: Read aloud (12 marks) Read aloud a short text and undertake a short, unprepared interaction relating to the text. In the read aloud task itself students will be assessed on their pronunciation and in the short interaction that follows students will be assessed on their communication. Task 2: Role play (10 marks) Undertake a transactional role play, in a setting taken from the defined list. The task card will be allocated by Pearson. Task 3: Picture task (12 marks) with conversation (16 marks) Students select their thematic context for Task 3 in advance of the assessment. Students select one option from a choice of two of the six thematic contexts. The two options will be randomly generated by Pearson. The task card will be allocated by Pearson. Describe a picture stimulus, related to the selected thematic context. Students have a choice of two pictures on the stimulus card. Answer two compulsory questions related to the subject matter of the picture, then move on to a short unprepared conversation developed from the same thematic context. **25% of the qualification – 50 marks**
PAPER TWO **LISTENING**	Foundation tier: 45 minute exam, including 5 minutes of reading time Higher tier: 60 minute exam, including 5 minutes of reading time Students are assessed on their understanding of standard spoken Spanish by one or more speakers, across a range of formal and informal contexts, and in familiar and unfamiliar settings. Section A: Listening (40 marks). Students respond to multiple-choice, multiple-response and short-answer open response questions. All questions are set in English and students produce all responses in English. Section B: Dictation (10 marks) Students are assessed on their ability to transcribe spoken Spanish into written Spanish. **25% of the qualification – 50 marks**

GCSE Spanish

PAPER THREE READING	Foundation tier: 45 minute exam Higher tier: 60 minute exam Students are assessed on their understanding of written Spanish across a range of formal and informal contexts, and in familiar and unfamiliar settings. Section A: Reading and Understanding (40 marks) Students respond to multiple-choice, multiple-response and short-answer open response questions based on these texts. All questions are set in English and students produce all responses in English. Section B: Translation into English (10 marks) Students translate a passage from Spanish into English, with instructions in English. **25% of the qualification – 50 marks**
PAPER FOUR WRITING	Foundation tier: 1 hour 15 minute exam Higher tier: 1 hour 20 minute exam Students are assessed on their ability to communicate effectively through writing in Spanish for different purposes and audiences. Students are required to produce responses of varying lengths and types to express ideas and opinions in Spanish. The instructions to students are in English. Foundation Tier • Question 1: picture-based task (8 marks) • Question 2: one of two open-response questions, set in formal context (14 marks) • Question 3: one of two open-response questions, set in informal context (18 marks) • Question 4: translation into Spanish (10 marks) Higher Tier • Question 1: one of two open-response questions, set in informal context (18 marks) • Question 2: one of two open-response questions, set in formal context (22 marks) • Question 3: translation into Spanish (10 marks) A recommended word count is specified for each open-response question. **25% of the qualification – 50 marks**

Subject	Exam Board	Specification Link
English (Literature and Language)	Edexcel	Language: Specification Literature: Edexcel GCSE and GCE 2014
Maths	Edexcel	Specification: Level 1/2 GCSE (9-1) in Mathematics
Science (Combined and Triple)	Edexcel	Combined: GCSE Combined Science OR Triple Science: Chemistry: GCSE Chemistry Biology: GCSE Biology Physics: GCSE Physics
Religious Studies	AQA	Specification for first teaching in 2016: Specification
Physical Education	AQA	Physical Education GCSE 8582 Specification
French	Edexcel	GCSE French Specification Issue 2
Spanish	Edexcel	Specification - Spanish
Latin	OCR	OCR GCSE (9-1) in Latin (J282) Specification
History	AQA	GCSE History Specification Specification for first teaching in 2016
Geography	AQA	GCSE Geography Specification Specification for first teaching in 2016
Business	Edexcel	Business Edexcel GCSE (9-1) Business specification
Media Studies	AQA	Media Studies GCSE 8572 Specification
Creative iMedia	OCR	OCR Level 1/Level 2 Cambridge National in Creative iMedia specification
Computer Science	OCR	GCSE (9-1) Computer Science J277 Specification
Photography	AQA	GCSE Art and Design Specification Specification for first teaching in 2016
Music	Educas	GCSE Music | Eduqas
Art	AQA	GCSE Art and Design Specification Specification for first teaching in 2016
Performing Arts	Edexcel	WJEC ENTRY LEVEL FRAMEWORK SPECIFICATION
Health and Social Care	OCR	OCR Level 1/Level 2 Cambridge National in Health and Social Care specification
Food Preparation and Nutrition	OCR	OCR GCSE (9-1) in Food Preparation and Nutrition (J309) Specification
Design Technology	AQA	GCSE Design and Technology Specification Specification for first teaching in 2017
Psychology	AQA	GCSE Psychology Specification Specification for first teaching in 2017
Ancient History	OCR	GCSE (9-1) Ancient History Specification J198

NOTES

NOTES

NOTES