COMITÉ
CHAMPAGNE



CHAMPAGNE
a major economic player

2025


ARDENNES
N
Aisne
Ardre
AISNE
Fismes
Reims
Ville-en-Tardenois
MONTAGNE DE REIMS
Verzy
Aisne
VALLÉE DE LA MARNE
Châtillon-sur-Marne
Vesle
Château-Thierry
Dormans
Ay
Épernay
Marne
Charly-sur-Marne
Surmelin
Avize
CÔTE DES BLANCS
Châlons-en-Champagne
Petit Morin
Vertus
MARNE
Grand Morin
Vitry-le-François
SEINE-ET-MARNE
Sézanne
Villenauxe-la-Grande
HAUTE-MARNE
Seine
Aube
Seine
Montgueux
Troyes
AUBE
Bar-sur-Aube
CÔTE DES BAR
Bar-sur-Seine
Essoyes
Les Riceys
Mussy-sur-Seine
Ource
CÔTE-D'OR
Lille
Paris
Nantes
CHAMPAGNE
Lyon
Bordeaux
Toulouse
Marseille
Champagne vineyard
CÔTE DES BLANCS
Champagne region
0
20 km
©Légendes Cartographie

CHAMPAGNE, A UNIQUE APPELLATION
CREATOR OF VALUE

THE WORLD'S LEADING WINE AOC BY VALUE

0,5%
OF THE WORLD'S VINEYARD AREA

8% BY VOLUME
31% BY VALUE
OF GLOBAL CONSUMPTION OF SPARKLING WINES

KEY FIGURES

266.1 MILLION
bottles shipped, of which **56,5 %** exported

5.7 BILLION
euros in sales*

A stock of over **1** BILLION bottles

** excluding taxes, from Champagne*

16,460
GROWERS

120
COOPERATIVES

410 CHAMPAGNE HOUSES

A DEFINED TERRITORY

34,200 HECTARES



3 REGIONS
Grand Est, Hauts-de-France, Île-de-France



5 DEPARTMENTS
Aube, Aisne, Haute-Marne, Marne, Seine-et-Marne



319 VILLAGES
(crus)

4,100
PRODUCERS

1,940
EXPORTERS

A WELL-STRUCTURED INDUSTRY

COMITÉ CHAMPAGNE, A TRADE ORGANISATION SERVING THE CHAMPAGNE APPELLATION

Management of the economic balance	Quality and **sustainable development**	**Global protection of** the Champagne **appellation**	Appellation **awareness and desirability**

A FRAMEWORK FOR THE CONTRACTUAL RELATIONSHIPS BETWEEN GROWERS AND HOUSES

GROWERS
OPERATE
90% OF
THE VINEYARDS



CHAMPAGNE HOUSES
SHIP OVER
72% OF
THE VOLUMES SOLD

THE RESERVE, UNIQUE TO CHAMPAGNE

260 MILLION
KILOS OF GRAPES
IN RESERVE

THE EQUIVALENT OF
222 MILLION BOTTLES

THE EQUIVALENT OF
82% OF A YEAR'S
HARVEST IN RESERVE

(three-year average)

The Champagne reserve system was put in place to regulate potential annual yield variations.

It takes into account the northern location of the Champagne vineyards to answer the regular supplying and requirements of markets including harvest shortages.

In 2025, the Champagne reserve system also contributes to economically supporting vineyard renewal and sanitary vine removal linked to flavescence dorée.

A MAJOR ECONOMIC PLAYER
WITH GLOBAL REACH

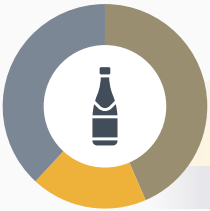

2025 shipments, by volume

266.1 ***million bottles***

42.9%	**114.1** *million bottles*
18.6%	**49.6** *million bottles*
38.5%	**102.4** *million bottles*

France | European Union | Rest of the world

A GLOBAL PRESENCE, **IN OVER 200 DESTINATIONS**

SUSTAINED EXPORT GROWTH

SHIPMENTS OUTSIDE THE EUROPEAN UNION HAVE DOUBLED IN 20 YEARS

37 MARKETS OF OVER 500,000 BOTTLES

10 TOP EXPORT **MARKETS** IN 2025

	2025 ranking	Millions of bottles	Revenue (in millions of euros)*
1	USA	26.5	689
2	UNITED KINGDOM	22.7	488
3	JAPAN	13.3	426
4	GERMANY	9.6	229
5	BELGIUM	7.8	156
6	ITALY	7.8	210
7	AUSTRALIA	7.6	151
8	SWITZERLAND	5.1	135
9	SPAIN	4.0	115
10	CANADA	2.9	82

** excluding taxes, from Champagne*

EXPORT BREAKDOWN BY QUALITY

2025 exports, by volume

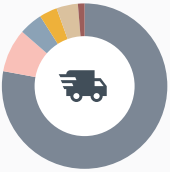

- **77.9 %** *Non-vintage brut*
- **8.5 %** *Rosé*
- **4.6 %** *Prestige cuvées*
- **3.5 %** *Dosages > to Brut*
- **4.2 %** *Dosages < to Brut*
- **1.3 %** *Vintage*

A MAJOR ECONOMIC PLAYER
FOR THE GRAND EST REGION AND
THE FRENCH ECONOMY

A MAJOR PLAYER AMONG
FRANCE'S VINEYARDS

4%
OF THE AREA

THE LEADING PLAYER IN **WINES AND SPIRITS** IN FRANCE

LEADING
PLAYER

26% OF
EXPORTS BY VALUE

AN INDUSTRY THAT CONTRIBUTES TO THE PROSPERITY
OF THE **GRAND EST REGION***

TOP EXPORT REVENUES IN THE REGION

The Champagne industry contributes to prosperity and innovation in associated sectors such as

- PRODUCTION
- PACKAGING
- TRANSPORT
- SERVICES

37%
OF **AGRI-FOOD EXPORTS**

A generator of direct employment

30,000
DIRECT JOBS

inc.
15,000 EMPLOYEES
OF GROWERS AND
CHAMPAGNE HOUSES

100,000
HARVEST WORKERS

**administrative region which comprises Champagne-Ardenne, Alsace and Lorraine, created in January 2016.*

A REGION COMMITTED
TO SUSTAINABLE DEVELOPMENT

RESULTS
over the last 15 years

–50,000 tonnes of CO_2 per year
thanks to the eco-design of the bottle

-50% in plant protection products
and nitrogen fertilizers

More than 90% of industrial waste
treated

100% of wine effluents
& by-products recycled

x2 of grassy areas

-25%

2025 TARGET ACHIEVED!
on the Carbon Footprint of the Champagne Industry

On the path to net-zero carbon by 2050.

As early as 2017,
Champagne began experimenting with the first transatlantic freight route with a cargo-sailing ship.

PIONEERING REGION

Largest vineyard area in France using mating disruption*
*resulting in insecticide treatments being largely eliminated

Largest fleet of high clearance electric tractors and robots

First Carbon Footprint
for a wine area in 2003

1st region to integrate a new resistant variety into its specifications on an experimental basis (VIFA)

+ 70% of area has environmental certification

LEADING THE FRENCH WINE INDUSTRY, CHAMPAGNE SIGNIFICANTLY CONTRIBUTES TO THE NATIONAL ECONOMY.

The Champagne AOC, synonymous with quality, prestige and celebration, constitutes a priceless asset.

It symbolises France internationally. The Champenois have been protecting this shared heritage for over 150 years.



COTEAUX, MAISONS & CAVES DE CHAMPAGNE
PATRIMOINE MONDIAL

THE CHAMPAGNE HILLSIDES, HOUSES AND CELLARS

are featured on UNESCO's World Heritage List.

COMITÉ CHAMPAGNE

COMITÉ INTERPROFESSIONNEL DU VIN DE CHAMPAGNE

5 rue Henri-Martin, CS 30135,
51204 Epernay, France

03 26 51 19 30

economie@civc.fr

www.champagne.fr

Copyrights: Damien ROSSIER © Comité Champagne 2026

champagne.fr

champagne.education

instagram.com/
Champagne_officiel

facebook.com/
ChampagneOfficialPage

x.com/Champagne