MITSUBISHI MATERIALS

Modular Micro

QUICK-CHANGE SYSTEM FOR GANG-TYPE AUTOMATIC LATHES





TOOL NEWS **B273A**

Quick-Change System for Gang-Type Automatic Lathes

Modular Micro

Less Changeover, More Cutting Time.

In Swiss-type lathes, comb-type toolposts are widely used for external turning operations. However, the tools mounted on these toolposts are typically of screw-on design, making insert replacement inside the machine impractical due to limited working space and the risk of parts being dropped.
To address these issues, this system adopts a quick-change design that allows only the head to be attached and detached while keeping the shank mounted on the machine. This enables easy tool changes while ensuring repeatability within 197 µin, enhancing process reliability.
By reducing setup time, non-productive time is minimized, allowing more effective cutting time and improved productivity. Modular Micro was developed with the aim of achieving these benefits.



Quick-Change Reduces Tool Change Setup Time

Before (Conventional Process)

1. Remove tool from toolpost
   (Loosen and remove multiple fixing bolts)
2. Replace insert and measure cutting edge position off the machine
3. Move the toolpost to the working position
4. Touch the cutting edge to the workpiece, align and clamp the tool
5. Enter offset values

Approx. 2 min



After (Quick-Change System)

1. Remove the head in one action
2. Replace insert and measure cutting edge position off the machine
3. Install the head in one action
4. Enter offset values

Approx. 1 min



Actual Measurement Results

By eliminating machine setup, the time required for tool installation and removal is reduced, resulting in a significant reduction in setup time.

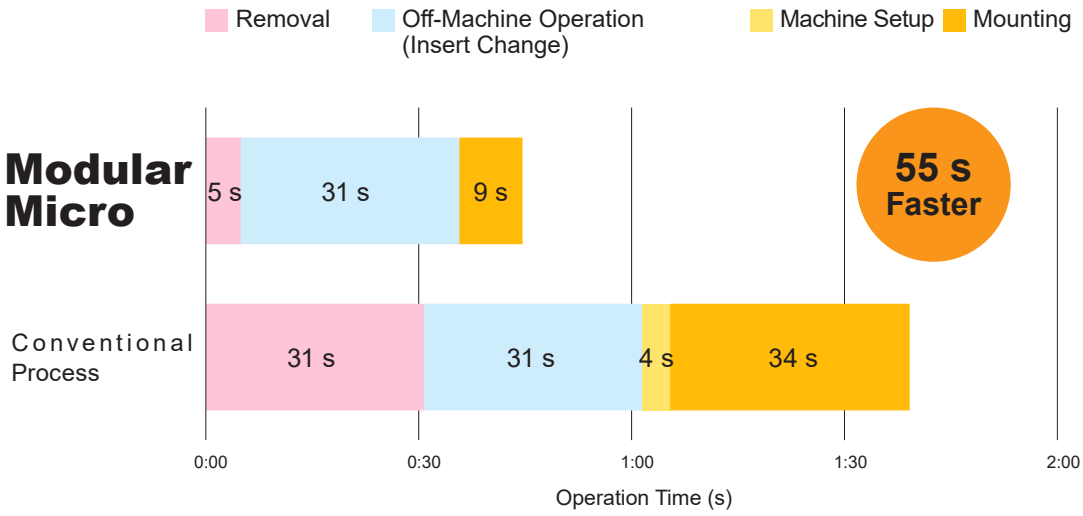

* Based on measurements by a 1-year operator

Repeatability Accuracy Test

Suppresses cutting edge position variation during repeated attachment/detachment through double face contact.

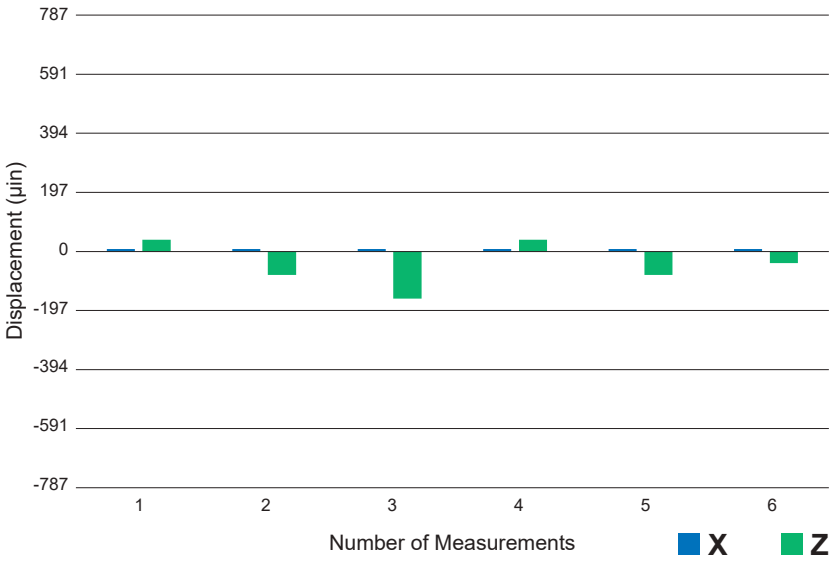



Cutting Performance

304 Stainless: External Turning Chatter and Vibration Comparison

Test results show that high-rigidity double face contact suppresses chatter and vibration, achieving an excellent surface finish.

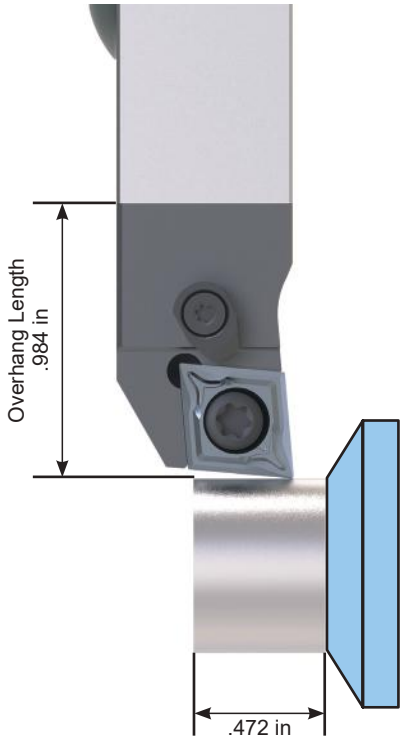

<Cutting Conditions>
Material : AISI 304 Stainless
ϕ.630x.472 in
Shank : MM16-1616-C
Head : MM16-SCLCR09-C
Insert : CCGT32.50.5MLS-P
Grade : MS7025
Cutting Speed : vc=195 SFM
Feed per Rev. : See Table
Depth of Cut : See Table
Cutting Mode : Wet Cutting (Oil)

Feed per Rev. (IPR)	Depth of Cut **ap** (in)	**Modular Micro**	Conventional A	Conventional B	Conventional C
.002	.059				
	.079				
.003	.059				
	.079				

Compatible with Various Coolant Systems

Equipped with hose connection threaded holes (M8) on the side and rear, as well as direct coolant supply ports, enabling compatibility with various coolant systems.

Green: Hose Connection (M8)
Yellow: Direct Coolant Ports



Direct Coolant Compatible

Modular Micro coolant supply ports are compatible with direct coolant turret systems of machine tool manufacturers.

Machine Tool Manufacturer	Machine Model	Shank Size	Position No.
CITIZEN MACHINERY CO., LTD.	Cincom L12	MM10	①
	Cincom L20	MM12	①
	Cincom L32	MM16	①
	Cincom M32	MM16	③
	Cincom D25	MM16	③
STAR MICRONICS CO., LTD.	SB-16Ⅲ	MM12	③
	SD-26	MM16	③
TSUGAMI CORPORATION	BW269・329ZJ	MM16	②
	B026・32-Ⅲ	MM16	②
	SS267・327-Ⅲ	MM16	②

Status as of December 2025.
Based on use with standard turrets specified by machine tool manufacturers.
Direct coolant supply positions are based on standard overhang lengths defined by manufacturers.

MM10 (10×10 mm)

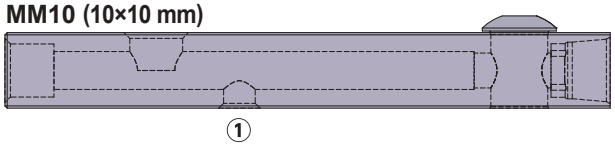

MM12 (12×12 mm) ②

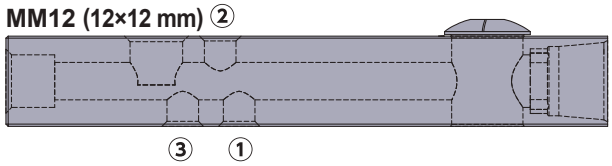

MM16 (16×16 mm)

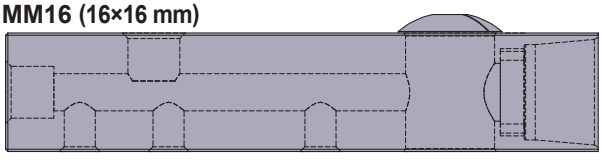



Coolant Port Locations (Example)
– CITIZEN MACHINERY CO., LTD.

Head Selection

Shank Size		MM10 10x10 mm	MM12 12x12 mm	MM16 16x16 mm
Head Length LF (mm)		17.5 mm, .689"	20.0 mm, .787"	25.0 mm, .984"
Application of Head Type		Insert Type		
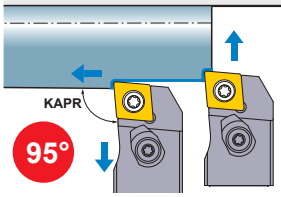	**SCLC-R/L**	CC○○2	CC○○2 CC○○3	CC○○2 CC○○3
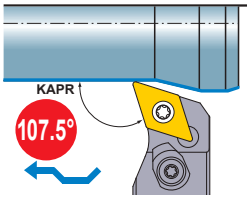	**SDHC-R/L**	DC○○2	DC○○2 DC○○3	DC○○2 DC○○3
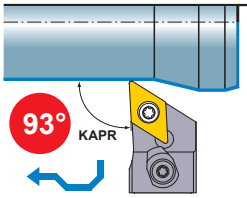	**SDJC-R/L**	DC○○2	DC○○2 DC○○3	DC○○2 DC○○3
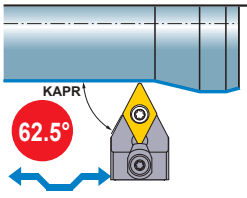	**SDNC-N**	DC○○2	DC○○2	DC○○2 DC○○3
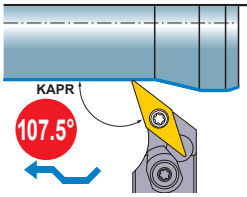	**SVH○-R/L**	VP○○1.5	VB○○2 VC○○2	VB○○2 VC○○2
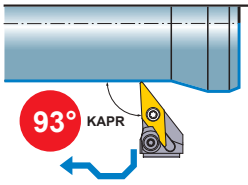	**SVJ○-R/L**	VP○○1.5	VB○○2 VC○○2	VB○○2 VC○○2
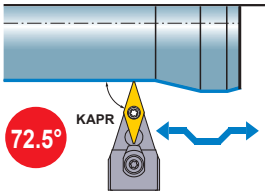	**SVV○-N**	VP○○1.5	VP○○1.5	VB○○2 VC○○2



Modular Micro Identification

Head

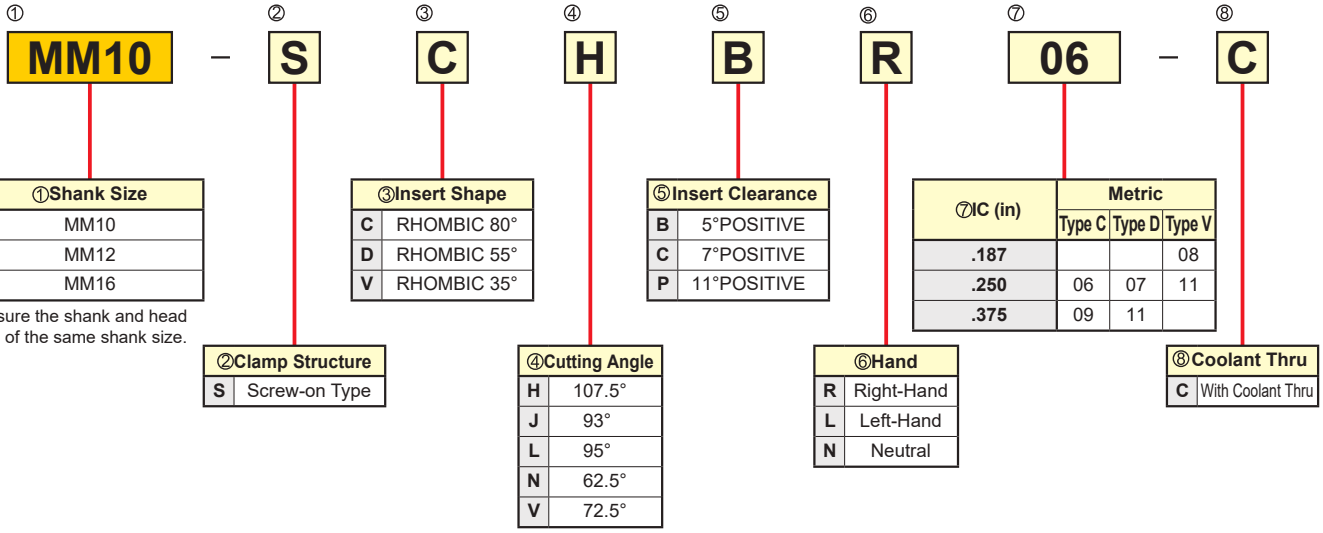

①Shank Size
MM10
MM12
MM16

Ensure the shank and head are of the same shank size.

②Clamp Structure	
S	Screw-on Type

③Insert Shape	
C	RHOMBIC 80°
D	RHOMBIC 55°
V	RHOMBIC 35°

④Cutting Angle	
H	107.5°
J	93°
L	95°
N	62.5°
V	72.5°

⑤Insert Clearance	
B	5°POSITIVE
C	7°POSITIVE
P	11°POSITIVE

⑥Hand	
R	Right-Hand
L	Left-Hand
N	Neutral

⑦IC (in)	Metric		
	Type C	Type D	Type V
.187			08
.250	06	07	11
.375	09	11	

⑧Coolant Thru	
C	With Coolant Thru

Shank



①Shank Size
MM10
MM12
MM16

Ensure the shank and head are of the same shank size.

②Shank Cross Section B	
10	10.0 mm, .394"
12	12.0 mm, .472"
13	12.7 mm, .500"
15	15.875 mm, .625"
16	16.0 mm, .630"

③Shank Cross Section H	
10	10.0 mm, .394"
12	12.0 mm, .472"
16	16.0 mm, .630"

④Coolant Thru	
C	With Coolant Thru

Modular Micro Head

MM_SCLC_A NEW

With Coolant Thru

CC◌◌inserts

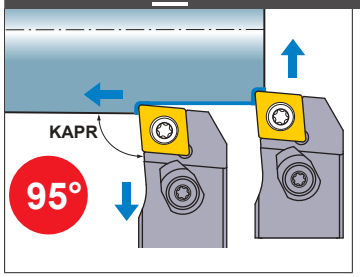

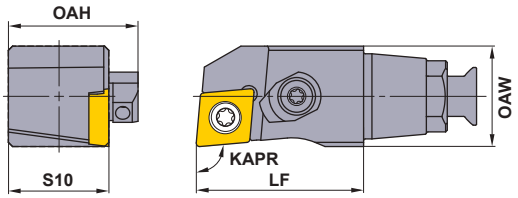

Right-hand head shown.

Order Number	Stock		Insert Number		Dimensions (mm)				Shank Size
	R	L			LF	S10	OAW	OAH	
MM10-SCLCR/L06-C	●	●	CC◌◌	21.5	17.5	10	10	13.5	MM10
MM12-SCLCR/L06-C	●	●		21.5	20	12	12	15.5	MM12
MM12-SCLCR/L09-C	●	●		32.5	20	12	13	15.5	MM12
MM16-SCLCR/L06-C	●	●		21.5	25	16	16	19.5	MM16
MM16-SCLCR/L09-C	●	●		32.5	25	16	16	19.5	MM16

Note 1) Use head and shank of the same shank size.
Note 2) This product is not plated. Anti-corrosion treatment is recommended after opening.

Spare Parts

Head Type	Insert Clamp Screw *1	Coolant Nozzle	Pull Stud *1
MM10-SCLCR/L06	MM-TS03	MM-NZ02	MM-10PL
MM12-SCLCR/L06	MM-TS03	MM-NZ02	MM-12PL
MM12-SCLCR/L09	MM-TS02	MM-NZ02	MM-12PL
MM16-SCLCR/L06	MM-TS03	MM-NZ02	MM-16PL
MM16-SCLCR/L09	MM-TS02	MM-NZ02	MM-16PL

Head Type	Nozzle Clamp Screw *1*2 (Sold separately)	Wrench (Sold separately)
MM10-SCLCR/L06	ISO 14581 M2x12	TKY07F-X
MM12-SCLCR/L06	ISO 14581 M2x12	TKY07F-X
MM12-SCLCR/L09	ISO 14581 M2x12	TKY15F
MM16-SCLCR/L06	ISO 14581 M2x12	TKY07F-X
MM16-SCLCR/L09	ISO 14581 M2x12	TKY15F

*1 Torque (lbf-in) : MM-TS02=26.6, MM-TS03=8.0, MM-◌◌PL=5.3, ISO 14581 M2x12=2.2
*2 Not supplied by our company. Use commercially available screws.

● : USA Stock ★ : Stocked in Japan
□ : Made to order.

MM_SDHC_A NEW With Coolant Thru DC○○inserts

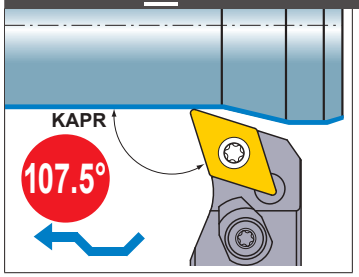

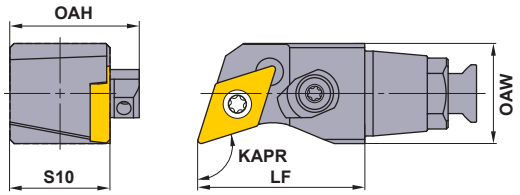

Right-hand head shown.

Order Number	Stock		Insert Number		Dimensions (mm)				Shank Size
	R	L			LF	S10	OAW	OAH	
MM10-SDHCR/L07-C	●	●	DC○○	21.5	17.5	10	10	13.5	MM10
MM12-SDHCR/L07-C	●	●		21.5	20	12	12	15.5	MM12
MM12-SDHCR/L11-C	●	●		32.5	20	12	15.5	15.5	MM12
MM16-SDHCR/L07-C	●	●		21.5	25	16	16	19.5	MM16
MM16-SDHCR/L11-C	●	●		32.5	25	16	16	19.5	MM16

Note 1) Use head and shank of the same shank size.
Note 2) This product is not plated. Anti-corrosion treatment is recommended after opening.

Spare Parts

Head Type	Insert Clamp Screw *1	Coolant Nozzle	Pull Stud *1
MM10-SDHCR/L07	MM-TS01	MM-NZ02	MM-10PL
MM12-SDHCR/L07	MM-TS01	MM-NZ02	MM-12PL
MM12-SDHCR/L11	MM-TS02	MM-NZ02	MM-12PL
MM16-SDHCR/L07	MM-TS01	MM-NZ02	MM-16PL
MM16-SDHCR/L11	MM-TS02	MM-NZ02	MM-16PL

Head Type	Nozzle Clamp Screw *1*2 (Sold separately)	Wrench (Sold separately)
MM10-SDHCR/L07	ISO 14581 M2x12	TKY07F-X
MM12-SDHCR/L07	ISO 14581 M2x12	TKY07F-X
MM12-SDHCR/L11	ISO 14581 M2x12	TKY15F
MM16-SDHCR/L07	ISO 14581 M2x12	TKY07F-X
MM16-SDHCR/L11	ISO 14581 M2x12	TKY15F

*1 Torque (lbf-in) : MM-TS01=8.0, MM-TS02=26.6, MM-○○PL=5.3, ISO 14581 M2x12=2.2
*2 Not supplied by our company. Use commercially available screws.

Modular Micro Head

MM_SDJC_A NEW

With Coolant Thru

DC○○inserts

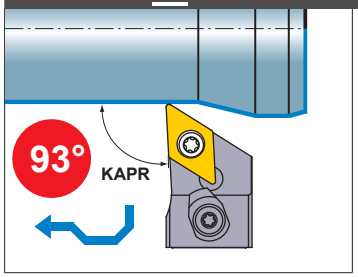

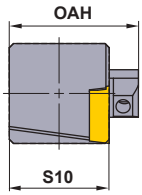

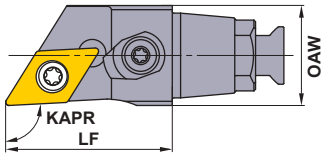

Right-hand head shown.

Order Number	Stock R	Stock L	Insert Number		Dimensions (mm) LF	S10	OAW	OAH	Shank Size
MM10-SDJCR/L07-C	●	●	DC○○	21.5	17.5	10	10	13.5	MM10
MM12-SDJCR/L07-C	●	●		21.5	20	12	12	15.5	MM12
MM12-SDJCR/L11-C	●	●		32.5	20	12	12	15.5	MM12
MM16-SDJCR/L07-C	●	●		21.5	25	16	16	19.5	MM16
MM16-SDJCR/L11-C	●	●		32.5	25	16	16	19.5	MM16

Note 1) Use head and shank of the same shank size.
Note 2) This product is not plated. Anti-corrosion treatment is recommended after opening.

Spare Parts

Head Type	Insert Clamp Screw *1	Coolant Nozzle	Pull Stud *1
MM10-SDJCR/L07	MM-TS01	MM-NZ02	MM-10PL
MM12-SDJCR/L07	MM-TS01	MM-NZ02	MM-12PL
MM12-SDJCR/L11	MM-TS02	MM-NZ02	MM-12PL
MM16-SDJCR/L07	MM-TS01	MM-NZ02	MM-16PL
MM16-SDJCR/L11	MM-TS02	MM-NZ02	MM-16PL

Head Type	Nozzle Clamp Screw *1*2 (Sold separately)	Wrench (Sold separately)
MM10-SDJCR/L07	ISO 14581 M2x12	TKY07F-X
MM12-SDJCR/L07	ISO 14581 M2x12	TKY07F-X
MM12-SDJCR/L11	ISO 14581 M2x12	TKY15F
MM16-SDJCR/L07	ISO 14581 M2x12	TKY07F-X
MM16-SDJCR/L11	ISO 14581 M2x12	TKY15F

*1 Torque (lbf-in) : MM-TS01=8.0, MM-TS02=26.6, MM-○○PL=5.3, ISO 14581 M2x12=2.2
*2 Not supplied by our company. Use commercially available screws.

● : USA Stock ★ : Stocked in Japan
□ : Made to order.

MM_SDNC_A NEW With Coolant Thru DC○○inserts

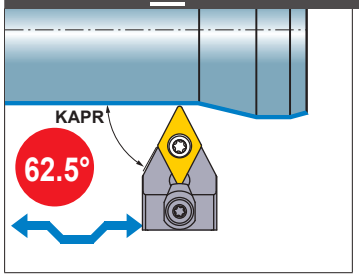

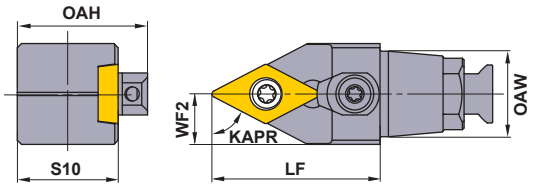

Order Number	Stock	Insert Number		Dimensions (mm)					Shank Size
	N			LF	WF2	S10	OAW	OAH	
MM10-SDNCN07-C	●	DC○○	21.5	17.5	5	10	10	13.8	MM10
MM12-SDNCN07-C	●		21.5	20	6	12	12	15.5	MM12
MM16-SDNCN07-C	●		21.5	25	8	16	16	19.5	MM16
MM16-SDNCN11-C	●		32.5	25	8	16	16	19.5	MM16

Note 1) Use head and shank of the same shank size.
Note 2) This product is not plated. Anti-corrosion treatment is recommended after opening.

Spare Parts

Head Type	Insert Clamp Screw *1	Coolant Nozzle	Pull Stud *1
MM10-SDNCN07	MM-TS01	MM-NZ02	MM-10PL
MM12-SDNCN07	MM-TS01	MM-NZ02	MM-12PL
MM16-SDNCN07	MM-TS01	MM-NZ02	MM-16PL
MM16-SDNCN11	MM-TS02	MM-NZ02	MM-16PL

Head Type	Nozzle Clamp Screw *1*2 (Sold separately)	Wrench (Sold separately)
MM10-SDNCN07	ISO 14581 M2x12	TKY07F-X
MM12-SDNCN07	ISO 14581 M2x12	TKY07F-X
MM16-SDNCN07	ISO 14581 M2x12	TKY07F-X
MM16-SDNCN11	ISO 14581 M2x12	TKY15F

*1 Torque (lbf-in) : MM-TS01=8.0, MM-TS02=26.6, MM-○○PL=5.3, ISO 14581 M2x12=2.2
*2 Not supplied by our company. Use commercially available screws.

Modular Micro Head

MM_SVHB_C_P_A NEW

With Coolant Thru

VB○○, VC○○, VP○○inserts

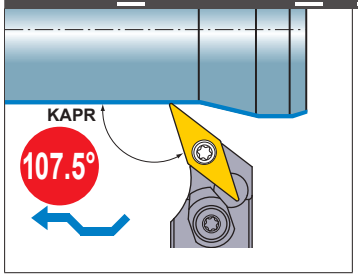

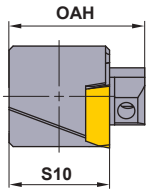

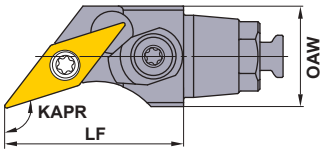

Right-hand head shown.

Order Number	Stock		Insert Number		Dimensions (mm)				Shank Size
	R	L			LF	S10	OAW	OAH	
MM10-SVHPR/L08-C	●	●	VP○○	1.51.5	17.5	10	10	13.8	MM10
MM12-SVHBR/L11-C	●	●	VB○○	22	20	12	13.5	15.5	MM12
MM12-SVHCR/L11-C	●	●	VC○○	22	20	12	13.5	15.5	MM12
MM16-SVHBR/L11-C	●	●	VB○○	22	25	16	16	19.5	MM16
MM16-SVHCR/L11-C	●	●	VC○○	22	25	16	16	19.5	MM16

Note 1) Use head and shank of the same shank size.
Note 2) This product is not plated. Anti-corrosion treatment is recommended after opening.

Spare Parts

Head Type	Insert Clamp Screw *1	Coolant Nozzle	Pull Stud *1
MM10-SVHP	MM-TS04	MM-NZ02	MM-10PL
MM12-SVH○	MM-TS01	MM-NZ02	MM-12PL
MM16-SVH○	MM-TS01	MM-NZ02	MM-16PL

Head Type	Nozzle Clamp Screw *1*2 (Sold separately)	Wrench (Sold separately)
MM10-SVHP	ISO 14581 M2x12	TKY06F
MM12-SVH○	ISO 14581 M2x12	TKY07F-X
MM16-SVH○	ISO 14581 M2x12	TKY07F-X

*1 Torque (lbf-in) : MM-TS01=8.0, MM-TS04=5.3, MM-○○PL=5.3, ISO 14581 M2x12=2.2
*2 Not supplied by our company. Use commercially available screws.

● : USA Stock ★ : Stocked in Japan
□ : Made to order.

MM_SVJB_C_P_A NEW With Coolant Thru VB○○, VC○○, VP○○inserts

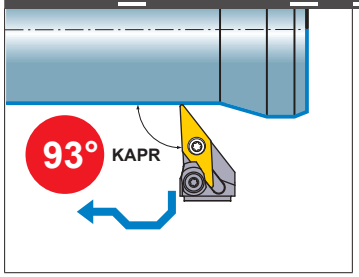

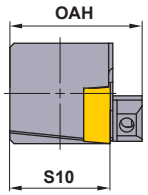

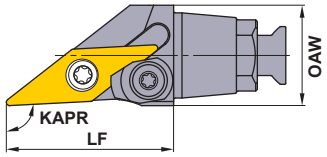

Right-hand head shown.

Order Number	Stock		Insert Number		Dimensions (mm)				Shank Size
	R	L			LF	S10	OAW	OAH	
MM10-SVJPR/L08-C	●	●	VP○○	1.51.5	17.5	10	10	13.8	MM10
MM12-SVJBR/L11-C	●	●	VB○○	22	20	12	12	15.8	MM12
MM12-SVJCR/L11-C	●	●	VC○○	22	20	12	12	15.8	MM12
MM16-SVJBR/L11-C	●	●	VB○○	22	25	16	16	19.5	MM16
MM16-SVJCR/L11-C	●	●	VC○○	22	25	16	16	19.5	MM16

Note 1) Use head and shank of the same shank size.
Note 2) This product is not plated. Anti-corrosion treatment is recommended after opening.

Spare Parts

Head Type	Insert Clamp Screw *1	Coolant Nozzle	Pull Stud *1
MM10-SVJP	MM-TS04	MM-NZ02	MM-10PL
MM12-SVJ○	MM-TS01	MM-NZ02	MM-12PL
MM16-SVJ○	MM-TS01	MM-NZ02	MM-16PL

Head Type	Nozzle Clamp Screw *1*2 (Sold separately)	Wrench (Sold separately)
MM10-SVJP	ISO 14581 M2x12	TKY06F
MM12-SVJ○	ISO 14581 M2x12	TKY07F-X
MM16-SVJ○	ISO 14581 M2x12	TKY07F-X

*1 Torque (lbf-in) : MM-TS01=8.0, MM-TS04=5.3, MM-○○PL=5.3, ISO 14581 M2x12=2.2
*2 Not supplied by our company. Use commercially available screws.

Modular Micro Head

MM_SVVB_C_P_A NEW

With Coolant Thru

VB○○, VC○○, VP○○inserts

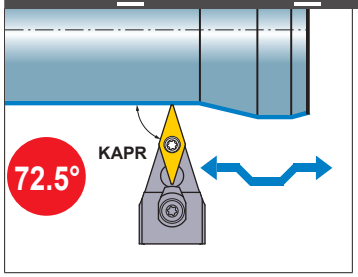

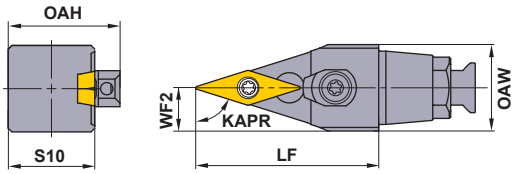

Order Number	Stock	Insert Number		Dimensions (mm)					Shank Size
	N			LF	WF2	S10	OAW	OAH	
MM10-SVVPN08-C	●	VP○○	1.51.5	17.5	5	10	10	13.8	MM10
MM12-SVVPN08-C	●		1.51.5	20	6	12	12	15.8	MM12
MM16-SVVBN11-C	●	VB○○	22	25	8	16	16	19.5	MM16
MM16-SVVCN11-C	●	VC○○	22	25	8	16	16	19.5	MM16

Note 1) Use head and shank of the same shank size.
Note 2) This product is not plated. Anti-corrosion treatment is recommended after opening.

Spare Parts

Head Type	Insert Clamp Screw *1	Coolant Nozzle	Pull Stud *1
MM10-SVVP	MM-TS04	MM-NZ02	MM-10PL
MM12-SVVP	MM-TS04	MM-NZ02	MM-12PL
MM16-SVV○	MM-TS01	MM-NZ02	MM-16PL

Head Type	Nozzle Clamp Screw *1*2 (Sold separately)	Wrench (Sold separately)
MM10-SVVP	ISO 14581 M2x12	TKY06F
MM12-SVVP	ISO 14581 M2x12	TKY06F
MM16-SVV○	ISO 14581 M2x12	TKY07F-X

*1 Torque (lbf-in) : MM-TS01=8.0, MM-TS04=5.3, MM-○○PL=5.3, ISO 14581 M2x12=2.2
*2 Not supplied by our company. Use commercially available screws.

● : USA Stock ★ : Stocked in Japan
□ : Made to order.

Modular Micro Holder

MM

NEW With Coolant Thru

MM10-1010-C

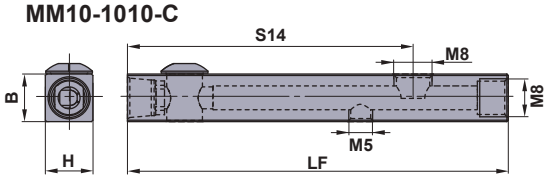

MM12-○○12-C

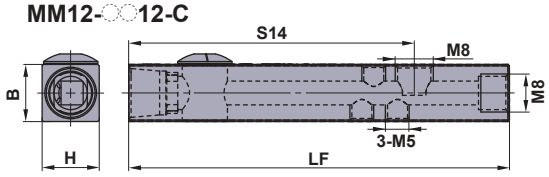

MM16-○○16-C

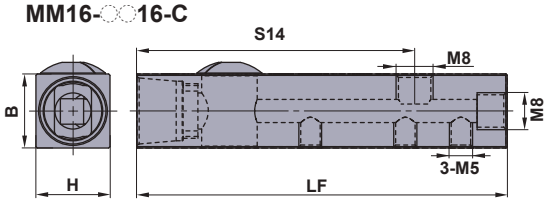

Order Number	Stock	Dimensions (mm) [in]				Shank Size
		H	**B**	**LF**	**S14**	
MM10-1010-C	●	10	10	80	60	MM10
MM12-1212-C	●	12	12	80	60	MM12
MM12-1312-C	●	12.7 [.500"]	12 [.472"]	80 [3.150"]	60 [2.362"]	MM12
MM16-1616-C	●	16	16	80	60	MM16
MM16-1516-C	●	15.875 [.625"]	16 [.630"]	80 [3.150"]	60 [2.362"]	MM16

Note 1) Use head and shank of the same shank size.
Note 2) This product is not plated. Anti-corrosion treatment is recommended after opening.
Note 3) The clamping cam features a head release mechanism.
When changing the head, hold it securely with one hand and operate the wrench carefully to prevent the head from ejecting.

Spare Parts

Shank Type	Hose Port Plug	Clamping Cam *1	Clamping Cam O-ring
MM10-1010	MM-TSS01	MM-10ECC	MM10-OR
MM12-○○12	MM-TSS01	MM-12ECC	MM12-OR
MM16-○○16	MM-TSS01	MM-16ECC	MM16-OR

Shank Type	Direct Coolant Plug *1*2 (Sold separately)	Torque Wrench Bit (Sold separately)	Torque Wrench *1 (Sold separately)
MM10-1010	ISO 4026-M5x4	MM-T15	MM-10WR
MM12-○○12	ISO 4026-M5x4	MM-T15	MM-12WR
MM16-○○16	ISO 4026-M5x4	MM-T20	MM-16WR

*1 Torque (lbf-in) : MM-10ECC, MM-10WR=26.6, MM-12ECC, MM-12WR=33.6, MM-16ECC, MM-16WR=50.5
*2 Not supplied by our company. Use commercially available screws.

Hose Kit

Currently available for MM16 shank size only.
Kits for MM10 and MM12 shanks will be available soon.

Hose kit is available for easy installation on automatic lathes.
Hoses and adapters can be freely selected according to connection specifications and setup conditions on machine side and tool side, supporting a wide range of lubrication layouts.
Push-in fitting hoses enable quick and secure connection by simple insertion, helping ensure smooth setup operations.

Machine-side Connector

Straight Connection G1/8"

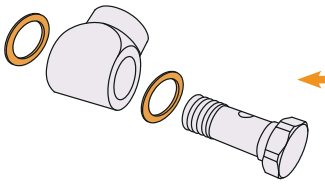

Banjo Bolt Connection G1/8"
BJ-G1/8-G1/8-QC

Hose

Hose (Separate sales of individual components available)

Order Number	Hose Length (in)	Copper Washer	QTY.
HOSE-G1/8-100-QC	4.016	WA-M10	1
HOSE-G1/8-200-QC	7.992	WA-M10	1

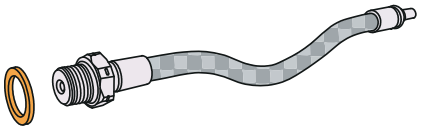

Tool-side Connector Push-in Fitting

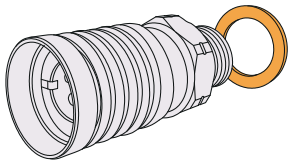

Quick Coupler M8×1 Straight
CPLR-M8-01-QC

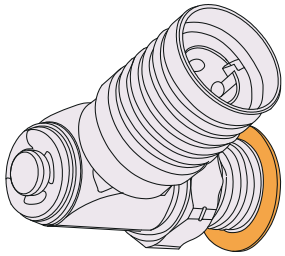

Quick Coupler M8×1 Elbow (Swivel Type)
CPLR-M8-02-QC

Hose Kit

Items in the table are supplied as a set with hose shown above.

Order Number	Hose Length (in)	Machine-side Connector	Banjo Bolt Set	QTY.	Copper Washer	QTY.	Tool-side Connector	Push-in Fitting	QTY.	Copper Washer	QTY.
QC-G1/8-M8-100BS	4.016	Straight·Banjo	BJ-G1/8-G1/8-QC	1	WA-M10	2	Straight	CPLR-M8-01-QC	1	WA-M8	1
QC-G1/8-M8-200BS	7.992	Straight·Banjo	BJ-G1/8-G1/8-QC	1	WA-M10	2	Straight	CPLR-M8-01-QC	1	WA-M8	1
QC-G1/8-M8-100BB	4.016	Straight·Banjo	BJ-G1/8-G1/8-QC	1	WA-M10	2	Elbow	CPLR-M8-02-QC	1	WA-M8	1
QC-G1/8-M8-200BB	7.992	Straight·Banjo	BJ-G1/8-G1/8-QC	1	WA-M10	2	Elbow	CPLR-M8-02-QC	1	WA-M8	1

Tool-side Connector (Single Item Sale)

Conversion Adapter

Compatible with other series from our company.

Order Number	Copper Washer	QTY.	Conversion Type	Tool Series Name
AD-M8-R1/8	—	—	M8→R1/8"	GYS
AD-M8-M5	WA-M5	1	M8→M5	MIcro-Mini Plus
AD-M8-M6	WA-M6	1	M8→M6	MIcro-Mini Plus

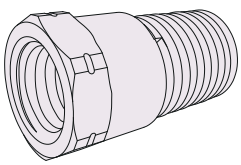

AD-M8-R1/8

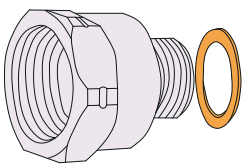

AD-M8-M5, AD-M8-M6

One-touch Fitting

G1/8" one-touch fitting available for single-item purchase.

Order Number	Tool-side Connector	Copper Washer	QTY.
CPLR-G1/8-01-QC	Straight	WA-M10	1
CPLR-G1/8-02-QC	Elbow	WA-M10	1

Cutting-Off and Grooving System GW Series
Hose Kit

Coolant Hose Kit

(in)

Connector Type	Order Number	Stock	Hose Length	Kit Details								
				Hose	Banjo Adapter		Banjo Bolt		Adapter		Washer	
				Code No.	Code No.	QTY.	Code No.	QTY.	Code No.	QTY.	Code No.	QTY.
Straight	**CS-1/8-150SS**	●	5.906	HOSE-1/8-150	—	—	—	—	AD-G1/8	2	WA-M10	2
Straight	**CS-1/8-200SS**	●	7.874	HOSE-1/8-200	—	—	—	—	AD-G1/8	2	WA-M10	2
Straight	**CS-1/8-250SS**	●	9.843	HOSE-1/8-250	—	—	—	—	AD-G1/8	2	WA-M10	2
Straight	**CS-1/8-300SS**	●	11.811	HOSE-1/8-300	—	—	—	—	AD-G1/8	2	WA-M10	2
Elbow Straight	**CS-1/8-150BS**	●	5.906	HOSE-1/8-150	AD-BM10	1	BB-G1/8	1	AD-G1/8	1	WA-M10	3
Elbow Straight	**CS-1/8-200BS**	●	7.874	HOSE-1/8-200	AD-BM10	1	BB-G1/8	1	AD-G1/8	1	WA-M10	3
Elbow Straight	**CS-1/8-250BS**	●	9.843	HOSE-1/8-250	AD-BM10	1	BB-G1/8	1	AD-G1/8	1	WA-M10	3
Elbow Straight	**CS-1/8-300BS**	●	11.811	HOSE-1/8-300	AD-BM10	1	BB-G1/8	1	AD-G1/8	1	WA-M10	3
Elbow	**CS-1/8-150BB**	●	5.906	HOSE-1/8-150	AD-BM10	2	BB-G1/8	2	—	—	WA-M10	4
Elbow	**CS-1/8-200BB**	●	7.874	HOSE-1/8-200	AD-BM10	2	BB-G1/8	2	—	—	WA-M10	4
Elbow	**CS-1/8-250BB**	●	9.843	HOSE-1/8-250	AD-BM10	2	BB-G1/8	2	—	—	WA-M10	4
Elbow	**CS-1/8-300BB**	●	11.811	HOSE-1/8-300	AD-BM10	2	BB-G1/8	2	—	—	WA-M10	4

Connection Thread: G1/8"

Mounting Example

Elbow Straight Type



Elbow Type



● : USA Stock ★ : Stocked in Japan

□ : Made to order.

TOOL NEWS

MTEC

MACHINING TECHNOLOGY AND EDUCATION CENTER

Welcome to our new world-class Machining Technology and Education Center (MTEC) in Mooresville, NC providing year round support and services to North America.



ABOUT MTEC

TOOLING PROPOSALS & EVALUATION

We will review your current processes or outline a new process. From this review, we will improve productivity, analyze programming methods and output a solution with programming, tooling and time savings.

MACHINING SIMULATION

Using the latest CAD/CAM software and our cutting tool experience, we will outline a new process using proper machining techniques to maximize tool life and productivity.

TECHNICAL SUPPORT

Dedicated local professionals to answer any of your order, product or technical questions.

TRAINING

We are excited to offer several levels of training with goals to reach our highest level--Craftsman Machining Technology. At MTEC NC, we will train using a combination of classroom and hands-on machine time to develop skills and real-world understanding of materials, tools and applications. In addition to multi-day courses, we will have Machining Technology skills seminars, as well as seminars from our partners to complement our apprentice level courses, our journeyman courses, and up to our craftsman level courses.

PROCESS IMPROVEMENTS

Review of the complete part processing and recommend changes of speed, feed, new tooling, reduction of passes, modifying programming and other solutions to reduce cycle time, save money and be proactive.







WEBINARS

Our FREE online webinar series is available anytime on-demand. Narrated by the MTEC training staff, you will receive in-depth knowledge of the topic. Simply register online at the link below for access. You will receive a certificate upon completion of each course.

mmusnewsstand.com/register

ONLINE TRAINING

Our FREE e-learning program offers 11 courses in drilling, milling, turning, threading, tool grades and workpiece materials. Once each course is completed, you will be given the opportunity to print a certificate.

- Basic Drilling
- Basic Milling
- Basic Turning
- Advanced Drilling
- Advanced End Milling
- Advanced Turning
- Basic Threading
- Advanced Face Milling
- Basic Workpiece Materials
- Tool Grades
- Advanced Workpiece Materials

TRAINING COURSES

Programs are designed for several levels of skill development – from basic understanding to advance manufacturing with digital solutions, complementing to your valued experience in CNC machining environment. Participate in machining demonstrations with Mitsubishi Materials' skilled engineers. Discover methods to reduce setup and cycle time, optimize programs and enhance your knowledge base.

Information on course schedule,
course description, and accommodations

MTECTRAINING.INFO

Follow the QR Code for a virtual facility tour

MITSUBISHI MATERIALS U.S.A.

MITSUBISHI MATERIALS U.S.A. CORPORATION

California Office
(Headquarters)

3535 Hyland Avenue, Suite 200
Costa Mesa, CA 92626
Customer Service: 800.523.0800
Technical Service: 800.486.2341

North Carolina-MTEC
(Marketing & Technical Center)

105 Corporate Center Drive, Suite A
Mooresville, NC 28117
Main: 980.312.3100
Fax: 704.746.9292

Detroit Office
(Moldino CS)

2001 Orndorf Drive
Brighton, MI 48116
Main: 248.308.2620
Fax: 248.308.2627

Toronto Office
(Canada Branch)

600 Matheson Blvd. Unit 5 (Office)
Mississauga, ON L5R 4C1
Main: 905.814.0240
Fax: 905.814.0245

MMC Metal de Mexico, S.A. DE C.V.

Av. La Cañada No.16,
Parque Industrial Bernardo
Quintana, El Marques,
Queretaro C.P. 76246 MEXICO
Main: +52.442.221.61.36
Fax: +52.442.221.61.34

FOR YOUR SAFETY

- Don't handle inserts and chips without gloves.
- Please machine within the recommended application range and exchange expired tools with new ones in advance of breakage.
- Please use safety covers and wear safety glasses.
- When using compounded cutting oils, please take fire precautions.
- When attaching inserts or spare parts, please use only the correct wrench or driver.
- When using rotating tools, please make a trial run to check run-out, vibration and abnormal sounds etc.

www.mmc-carbide.com/us

Tools specifications subject to change without notice.

B273A-US-2026.11



For People, Society and the Earth

More information about MITSUBISHI MATERIALS' efforts to address social and environmental issues can be found in the website below or by scanning the QR code.

https://mmc.disclosure.site/en/