ELVEȚIA – ROMÂNIA
Program de Cooperare

WE WANT TO BE SAFE

MONITORING REPORT ON VIOLENCE AGAINST WOMEN AND HUMAN TRAFFICKING



Implemented by:

Liberare

FACEM AUZITE VOCILE FEMEILOR!
FILIA

ACT 212
Beratungs- & Schulungszentrum Menschenhandel und sexuelle Ausbeutung

@ 2026 FILIA Center and eLiberare

All rights reserved. Full or partial reproduction of the text for commercial purposes, by any means without the consent of the FILIA Center and eLiberare, is prohibited and punishable under the law.

Authors: Andreea Bragă, Anca Iuhas

Editors: Andreea Bragă, Loredana Urzică Mirea

Graphics and data visualization: Adriana Diaconu

June 2026



Publication produced within the CARE project - *Rights, networks and coordinated intervention against gender-based violence and human trafficking*, implemented by eLiberare and the FILIA Center, in partnership with ACT212 from Switzerland.

Project funded through the Civic Engagement Programme, supported by the Swiss Contribution with the aim of reducing economic and social disparities in the EU. The content of this material does not necessarily reflect the official position of Switzerland: www.elvetiaromania.ro

CONTENTS

Introduction 4

Methodology 6

Analysis of statistical data on violence against women 10

Analysis of statistical data on human trafficking 45

Conclusions and recommendations 80

Bibliographical references 85

List of acronyms 88

List of figures 89

INTRODUCTION

Violence against women and human trafficking represent two of the most serious violations of human rights, with profound effects on the lives of victims, families and communities. Although they are regulated by distinct legislative frameworks and addressed by different institutions, the two phenomena are interconnected and often reflect the same mechanisms of control, abuse, exploitation, and gender inequality.

The experience of specialized organizations, international research and the available data show that gender-based violence can represent both a vulnerability factor for trafficking and a form of exploitation associated with it. Many of the trafficked persons had previously been exposed to forms of domestic violence, sexual abuse, neglect or other traumatic experiences that increased their vulnerability to recruitment and exploitation. At the same time, human trafficking often involves the exercise of severe forms of physical, sexual, psychological and economic violence against victims. Analysing the two phenomena separately risks concealing these connections and limiting the capacity of institutions to understand victims' trajectories, risk factors and the barriers they face in accessing protection and justice.

In Romania, both violence against women and human trafficking continue to represent major problems of human rights and public safety. The data presented in the report indicate high levels of both phenomena, while national and European research shows that they remain underreported. In the case of human trafficking, Romania is consistently among the European Union member states with a high number of identified victims of sexual exploitation, and in the field of gender-based violence, the available data and studies indicate the persistence of widespread forms of violence against women and girls. Although women and girls are disproportionately affected by both phenomena, the report also includes an analysis of data concerning child victims of various forms of violence and exploitation, given their increased vulnerability and the frequent overlap of risks.

Beyond the direct impact on victims, gender-based violence and human trafficking affect social cohesion, public health, economic participation and trust in institutions. The state's capacity to prevent and respond effectively to these phenomena represents not only an obligation regarding the respect of fundamental rights, but also an essential component of democratic resilience and human security.

The monitoring report analyses the statistical data on gender-based violence and human trafficking, as they are collected and reported by the main institutions with responsibilities in preventing and combating these phenomena:

the General Inspectorate of the Romanian Police, the National Agency for Equal Opportunities between Women and Men, the National Agency Against Trafficking in Persons, the National Authority for the Protection of Children's Rights and Adoption, the Prosecutor's Office attached to the High Court of Cassation and Justice, the prosecutor's offices attached to the tribunals, the Directorate for Investigating Organized Crime and Terrorism (DIICOT), the Superior Council of Magistracy and the Ministry of Justice.

The need for such a monitoring exercise is also determined by the current limitations of the data collection and reporting systems. Although public institutions collect a significant volume of information, the indicators used are not always comparable, the data are not collected in a unified manner and most often do not allow tracking the course of a case from identification and notification to its resolution in the justice system or the accessing of support services. **The lack of detailed, disaggregated and interoperable data limits the capacity of authorities, civil society organizations and researchers to assess the real scale of the phenomena and the effectiveness of the institutional response.**

By bringing together these two fields in a single monitoring exercise, the report aims to offer a more comprehensive perspective on the forms of violence and exploitation that affect women and children, especially girls, in Romania during the period 2021-2025.

At the same time, the report aims to contribute to strengthening data-based decision-making processes, to highlight the existing gaps in collection and to support the development of coordinated, effective public policies centred on the needs of victims.

The report is addressed to professionals in the field of preventing and combating gender-based violence and human trafficking, to representatives of public institutions, civil society organizations, the academic community and all those interested in developing more effective responses to these phenomena.

The data collection and analysis were carried out by Andreea Bragă and Anca Iuhas within the project „CARE – *Rights, networks and coordinated intervention against gender-based violence and human trafficking*".

METHODOLOGY

The monitoring report in the field of preventing and combating violence against women and human trafficking aims at **analysing the statistical data available for the period 2021-2025**, in order to understand the dynamics of these issues over a period of five years.

The data were collected during March-May 2026 by submitting requests for public interest information to the responsible institutions: the General Inspectorate of the Romanian Police, the National Agency for Equal Opportunities between Women and Men (ANES), the National Authority for the Protection of Children's Rights and Adoption (ANPDCA), the Prosecutor's Office attached to the High Court of Cassation and Justice (PICCJ), the Prosecutor's Offices attached to the Tribunals, the Ministry of Justice, the 10 Intervention Centres for Victims of Sexual Violence, DIICOT, the Superior Council of Magistracy, the National Agency Against Trafficking in Persons. Alongside these data, activity reports or data available online (PICCJ, CSML, ANPDCA, ANITP, EUROSTAT) were also analysed in a complementary manner, as well as data on femicides, compiled independently on the basis of media appearances (desprefemicid.ro).

The concepts of *gender-based violence*, *domestic violence*, *family violence*, *victim* were used in the present report in accordance with the provisions of the Istanbul Convention, as well as the provisions of Law no. 217/2003 on preventing and combating domestic violence. Given the diversity of types of data and the different indicators collected by the institutions with responsibilities in the field of preventing and combating gender-based violence and human trafficking, the analysis of the data was carried out by categories of data according to their source. Although there are legislative provisions[1] regarding the detailed, disaggregated and accessible collection of data in the field of violence against women and domestic violence, as well as the obligations assumed by the Romanian state through the Istanbul Convention, the available data are far from meeting any minimum standard for a correct and coherent understanding of the issue of gender-based violence. Following the evaluation carried out by GREVIO[2] on the implementation of the Istanbul Convention, the Romanian state was reminded of its obligation "to collect relevant, disaggregated statistical data, the minimum standard being according to sex, age, type of violence, the relationship between victim and perpetrator, geographical location"[3].

[1] Order no. 1040/21/5505/2024 for the approval of the Common Inter-institutional Working Procedure on the collection, reporting and monitoring of statistical data in the field of preventing and combating domestic violence, available at: https://anes.gov.ro/wp-content/uploads/2025/11/Ordin-1040-21-5505-2024-pentru-aprobarea-Procedurii-comune-de-lucru-la-nivel-interinstitutional-privind-colectarea-raportarea-si-monitorizarea-datelor-statistice.pdf

[2] The Group of Experts on Action against Violence against Women and Domestic Violence, an independent body responsible for monitoring the implementation of the Istanbul Convention. More information about GREVIO's activity here: https://www.coe.int/en/web/istanbul-convention/grevio

[3] Recommendation on the implementation by Romania of the Council of Europe Convention on preventing and combating violence against women and domestic violence (Istanbul Convention), p. 2, available at: https://rm.coe.int/ic-cp-inf-2022-6-cop-recommendation-romania-eng/1680a95319

In addition, the document recommends that Romania strengthen the collection of data on violence against women in a harmonized manner, in order to be able to track the evolution of cases from reporting to conviction[4]. Although these recommendations were formulated as early as the end of 2022, a structural and coordinated change between the responsible institutions, which would allow detailed collection of disaggregated data according to comparable indicators, has not yet been achieved. The analysis of the data presented in this report is conditioned by the limitations of the institutional information collection systems. The indicators used by the different authorities are not always comparable, the disaggregation of data by gender, age and the relationship between victim and perpetrator is fragmentary, and some institutions do not hold detailed statistical records or do not make them available in response to public information requests. For this reason, the data presented do not offer an exhaustive picture of the phenomenon, but a partial one, reflecting in equal measure the reality of gender-based violence and the limits of the institutional capacity to measure it.

The analysis of data concerning human trafficking is based on the definitions provided by Romanian criminal legislation regarding human trafficking, trafficking of minors, child pornography and the exploitation of persons. These definitions represent the reference framework used by public institutions for the identification, registration and reporting of the cases analysed.

Human trafficking is defined by Article 210 of the Criminal Code and involves the recruitment, transportation, transfer, harbouring or receipt of a person for the purpose of exploitation, through the use of means such as coercion, deception, abuse of authority or taking advantage of a state of vulnerability. In the case of adult victims, the existence of these means represents a constitutive element of the offence.

Trafficking of minors, regulated by Article 211 of the Criminal Code, sanctions the same actions when the victim is a minor, without the need to prove the use of means of coercion or manipulation. The report also includes an analysis of data on child pornography, an offence provided for by Article 374 of the Criminal Code, which covers the production, possession, distribution or making available of pornographic materials involving minors, including online. In Romanian institutional practice, victims of child pornography are also registered as victims of human trafficking when elements of exploitation are identified. The term *child pornography* is used in the present report exclusively to ensure consistency with the terminology provided by Romanian criminal legislation, although the European Commission recommends the use of terms that more faithfully reflect the abusive and exploitative nature of these materials. The concept of *exploitation* used in the analysis is defined by Article 182 of the Criminal Code and includes, among others, exploitation through forced labour, sexual exploitation, forcing into begging, slavery or practices similar to slavery and the illegal removal of organs. Within this report, the term *victim of human trafficking* is used in the sense defined by Law no. 678/2001 on preventing and combating human trafficking.

[4] Idem, p.4

METHODOLOGY

The definitions used are aligned with the relevant international and European standards, including the Palermo Protocol[5], the Council of Europe Convention on Action against Trafficking in Human Beings and the European Directive on preventing and combating human trafficking[6]. This framework ensures the comparability of the analysed data with those reported at European and international level.

We hope that the data presented in this report will constitute a starting point for further research and analysis in the field of gender-based violence and human trafficking, and that the statistical indicators collected from public institutions will be used in comparative studies and analyses at national or European level.

[5] The Council of Europe Convention of 16 May 2005 on Action against Trafficking in Human Beings, link.

[6] Directive 2011/36/EU of the European Parliament and of the Council of 5 April 2011 on preventing and combating trafficking in human beings and protecting its victims, link.

ANALYSIS OF STATISTICAL DATA ON VIOLENCE AGAINST WOMEN



DATA FROM THE ROMANIAN POLICE

In the absence of nationally representative studies, we do not truly know the scale of violence against women, and the data recorded by the authorities represent only a part of the phenomenon. In Romania, 42% of women have experienced physical or sexual violence since the age of 15, a much higher percentage compared to the European average of 31%[7]. Violence against women and domestic violence are still tolerated in Romanian society and often remain hidden in the private space. Among the main reasons why victims do not turn to the authorities, identified in the *Gender-Based Violence Barometer*, are the fear that the authorities cannot truly protect them, the fact that they fear for their lives and those of their children, or because they feel ashamed[8].

With these benchmarks in mind, we chose to begin the data analysis starting from information collected by the Romanian Police, police officers being the front-line professionals who intervene when notified about different forms of gender-based violence, most often in crisis situations through emergency number 112 calls. **The number of interventions by police officers in domestic violence cases has doubled in the last 5 years**, from **66,398** interventions recorded in 2021 to **138,345** interventions recorded in 2025, indicating an increase in the level of awareness among the general public, as well as among victims, regarding the recognition of different forms of violence and rights under the law.

FIGURE 1

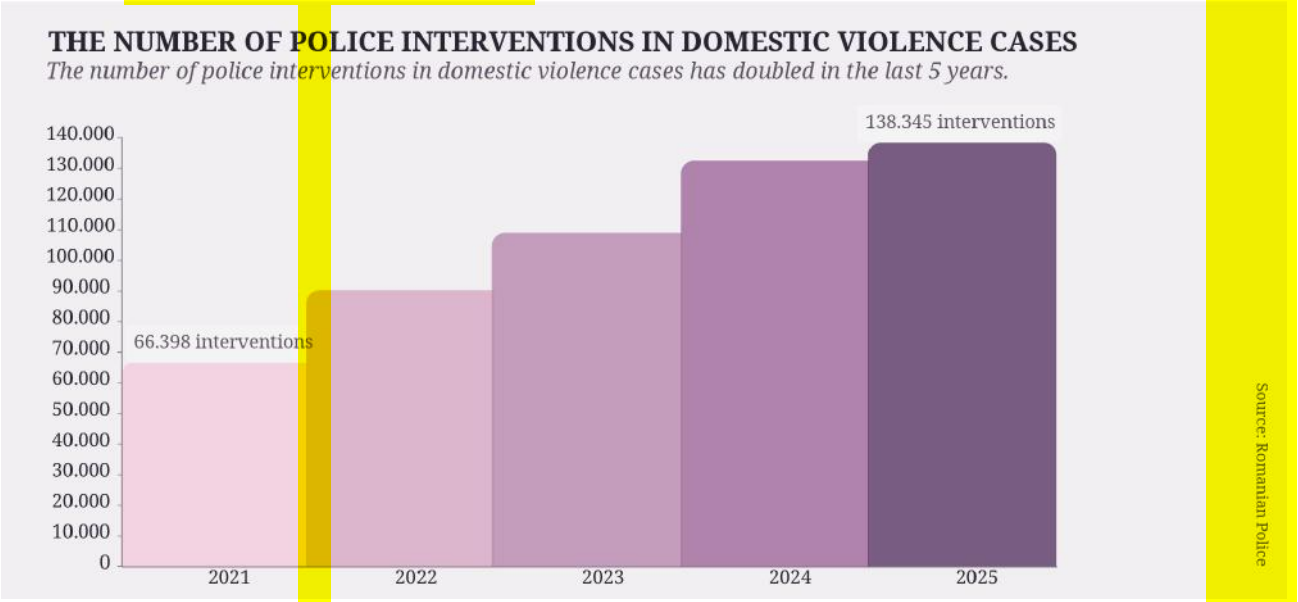

In 2,497 interventions in 2025 **the risk assessment form was not completed**, because the victim refused to complete the documents or the reported facts were not confirmed, according to the police, representing 2% of the total number of interventions, a percentage similar to that of previous years.

[7] Gender Equality Index 2024, available at: https://eige.europa.eu/gender-equality-index/2025/domain/violence/RO

[8] Băluță, Ionela, Tufiș, Claudiu, 2022, Gender-Based Violence Barometer 2022, Cluj University Press, Dota Publishing House, p. 88, available at: https://centrulfilia.ro/new/wp-content/uploads/2025/03/Barometrul-Violenta-de-Gen.-Romania-2022.pdf

FIGURE 2

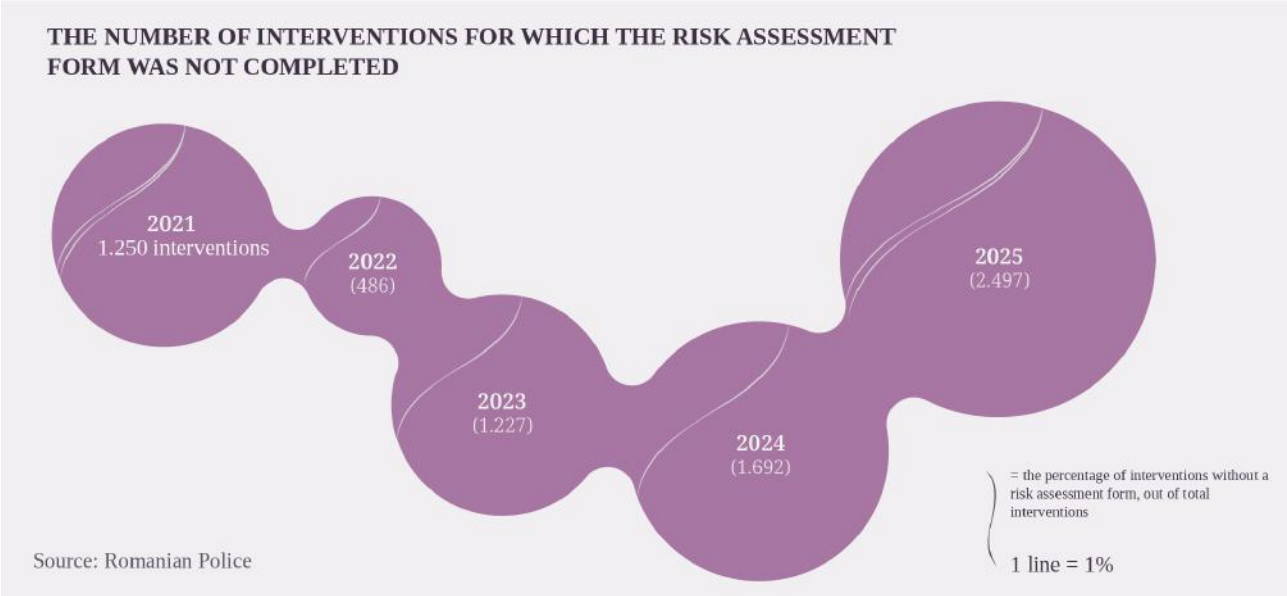

Regarding cases in which an imminent risk was identified, the percentage remained stable compared to the previous year, relative to the total number of cases in which the risk assessment form was applied. In both 2024 and 2025, **22% of domestic violence cases were identified as presenting imminent risk**.

FIGURE 3

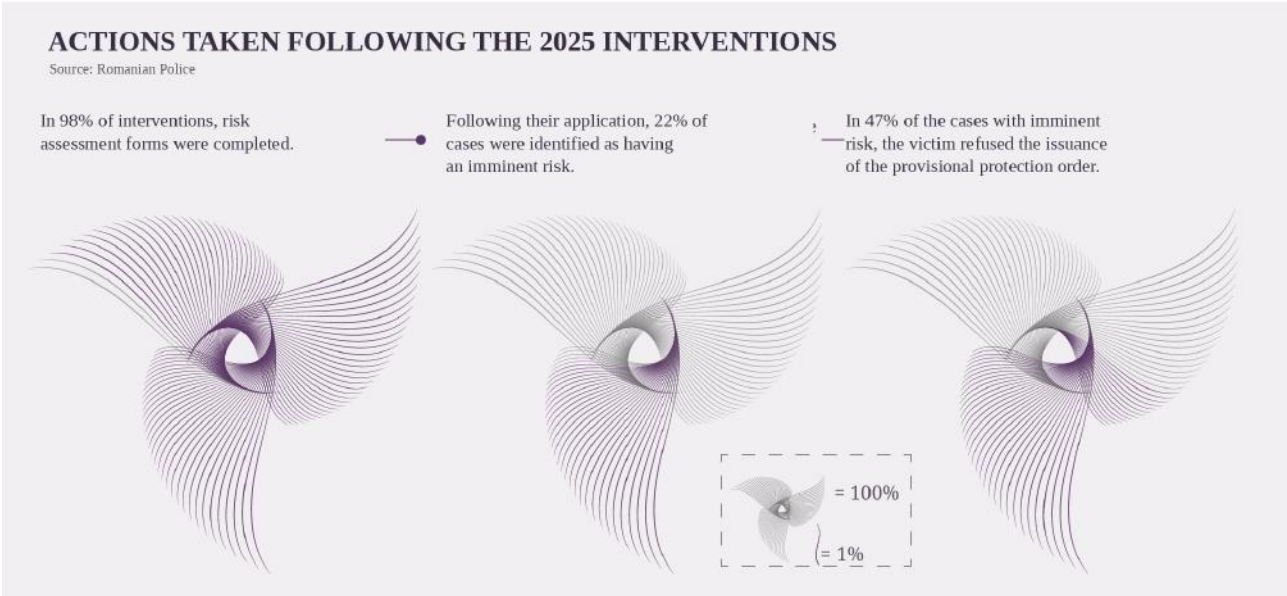

In 2025, in approximately **one out of two cases in which the police intervened and an imminent risk was identified, the victim refused the issuance of the provisional protection order.** (Figure 3) Although this represents a slight percentage decrease compared to previous years, these data underline the need to improve the coordinated intervention of professionals to support victims on their path towards a safe life - identifying the barriers and fears related to the provisional protection order and developing measures and policies that respond to these needs.

DATA FROM THE ROMANIAN POLICE

FIGURE 4

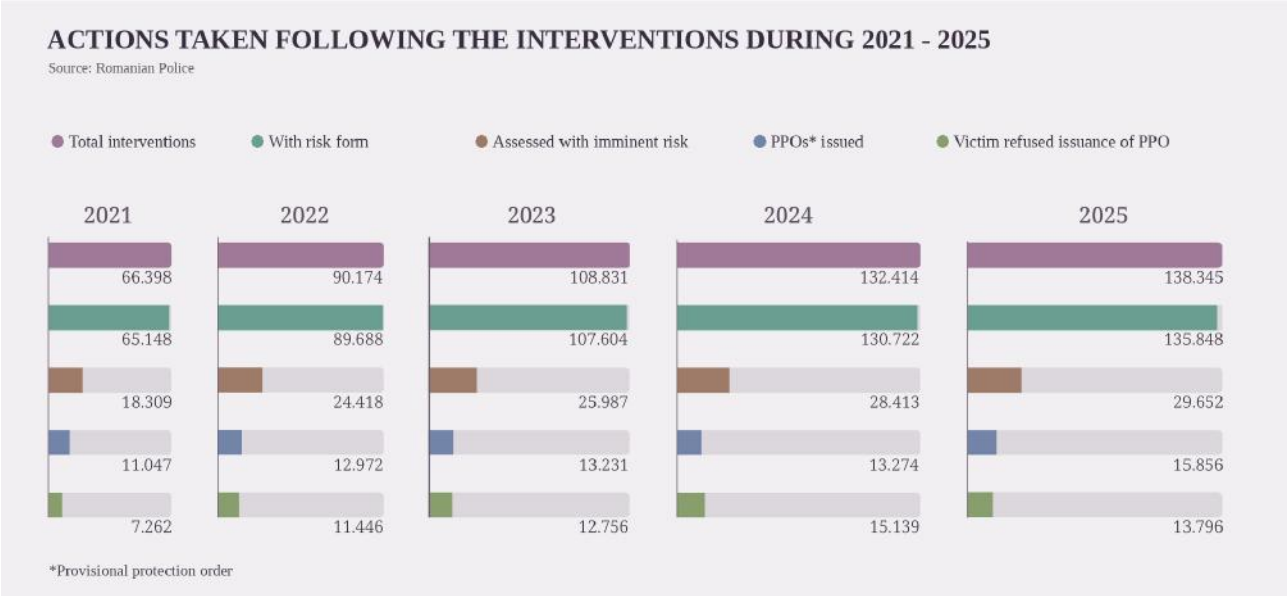

The low percentage of victims who accepted, alongside the issuance of the provisional protection order, the measure of electronic monitoring of the perpetrator (17%), indicates a low level of awareness and understanding of how this protection instrument works. Although in 2025 **15,856 provisional protection orders were issued, only 2,681 electronic bracelets were fitted to perpetrators.**

17%

of victims accepted, alongside the issuance of the provisional protection order, the measure of *electronic monitoring of the perpetrator.*

In the monitoring report on gender-based violence ”How are we doing with women's rights?” we showed that, although the number of provisional protection orders increased from year to year, the number of cases for which the police requested the intervention of mobile teams, that is, where they found the need to provide social services for victims or perpetrators, was decreasing (from 423 requests in 2020, to 391 in 2021 and 341 in 2022), which may signal that the mobile teams are not functional, do not have the necessary resources to provide support, although they are provided for in legislation[9]. This trend was maintained; the number of cases in which the police requested the intervention of mobile teams continued to decrease over the following two years, although the number of interventions increased. (Figure 5). However, a slight recovery is observed in 2025, a year that was marked by social pressure following the protests and journalistic investigations regarding femicide cases. In the same year, the Romanian Police adopted a series of internal measures for monitoring domestic violence reports[10], and at the end of the year a draft law was adopted at the level of Parliament which includes the mandatory notification of local authorities with responsibilities in the field of domestic violence.

[9] The monitoring report on gender-based violence, published in 2023, p. 7, available at: https://centrulfilia.ro/new/wp-content/uploads/2025/03/Raport-monitorizare-VIF_2023_Centrul-FILIA.pdf

[10] Information available at: https://politiaromana.ro/ro/stiri-si-media/comunicate/interventii-pentru-prevenirea-si-investigarea-violentei-domestice1768636482

FIGURE 5

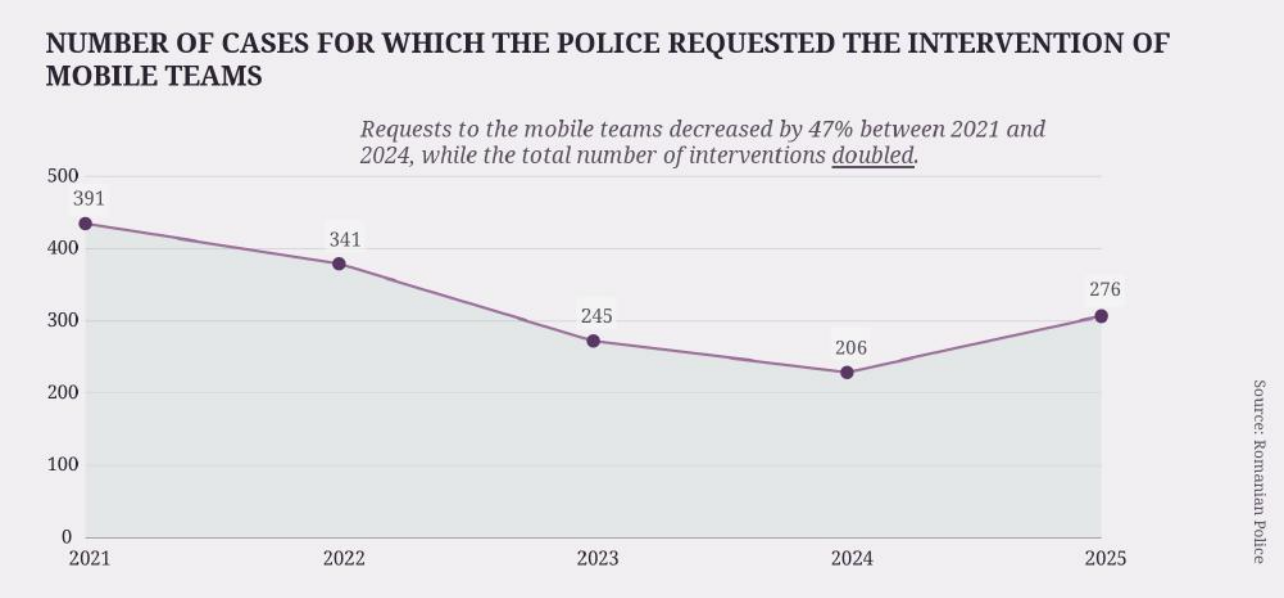

The number of protection orders issued by courts **increased by 52%** during the period 2021-2025. Some of these protection orders derive from provisional protection orders, but in percentage terms a decrease is observed, with protection orders issued directly by the court being in a higher proportion than those deriving from PPOs, and this ratio increased from year to year.

FIGURE 6

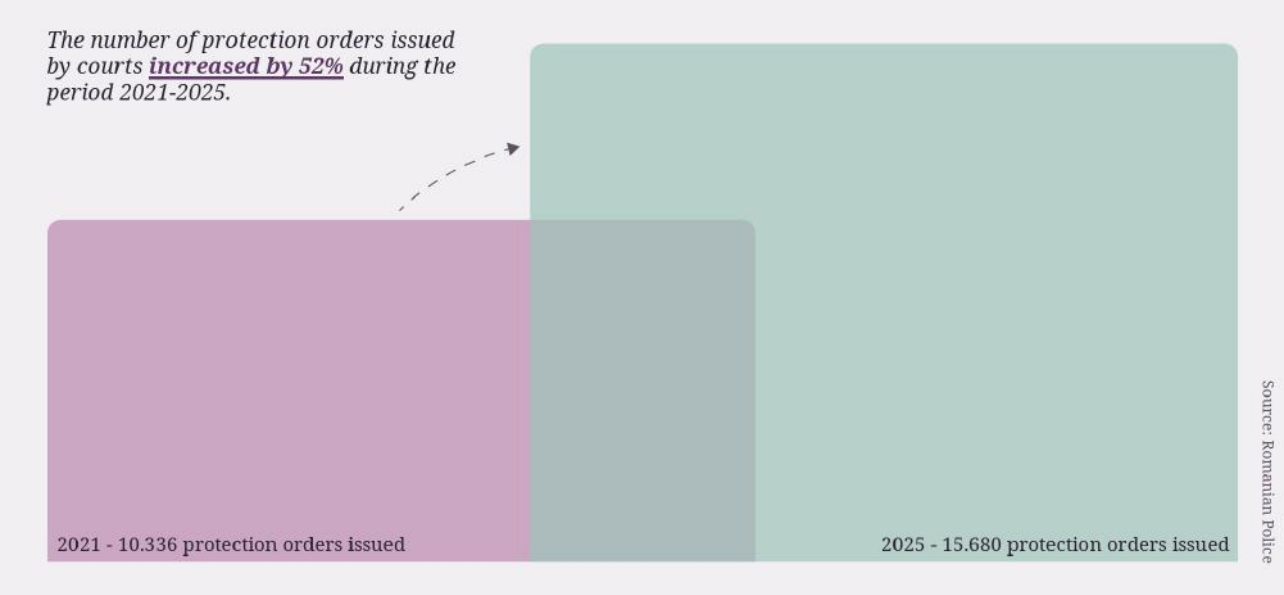

1 out of 5 domestic violence cases in which the police intervened is high-risk.

DATA FROM THE ROMANIAN POLICE

FIGURE 7

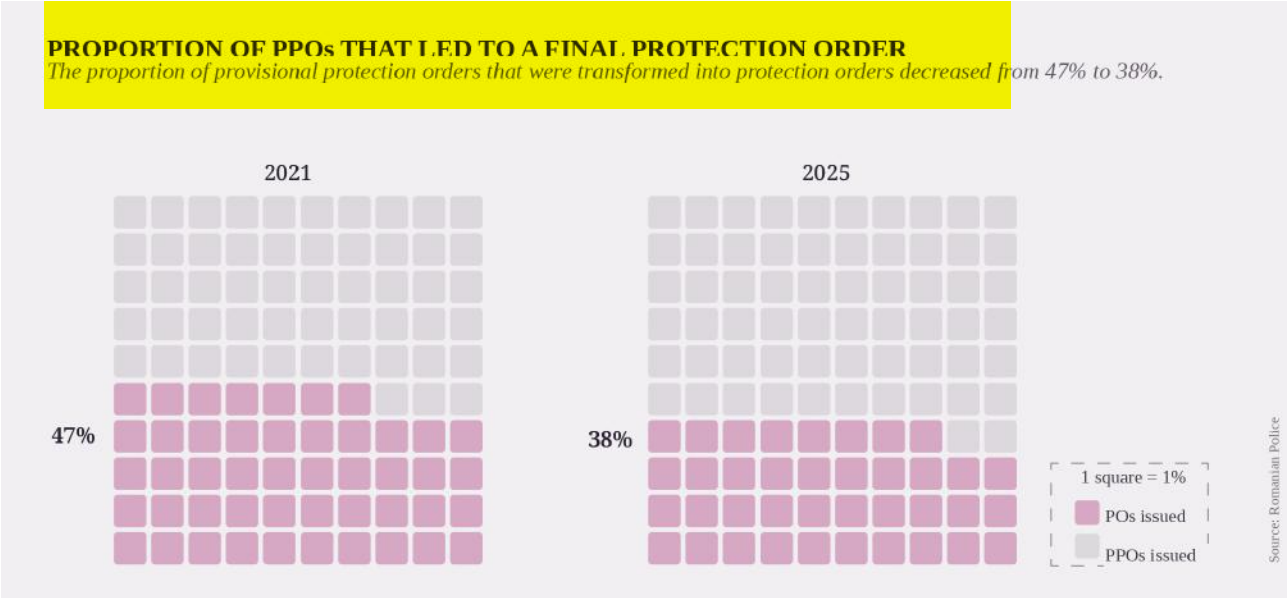

PPOs are confirmed in a higher proportion by prosecutors over the five years analysed; thus an increase is recorded from 89% of the PPOs issued by the police that were confirmed by prosecutors in 2021 to 92% of PPOs confirmed in 2025.

FIGURE 8

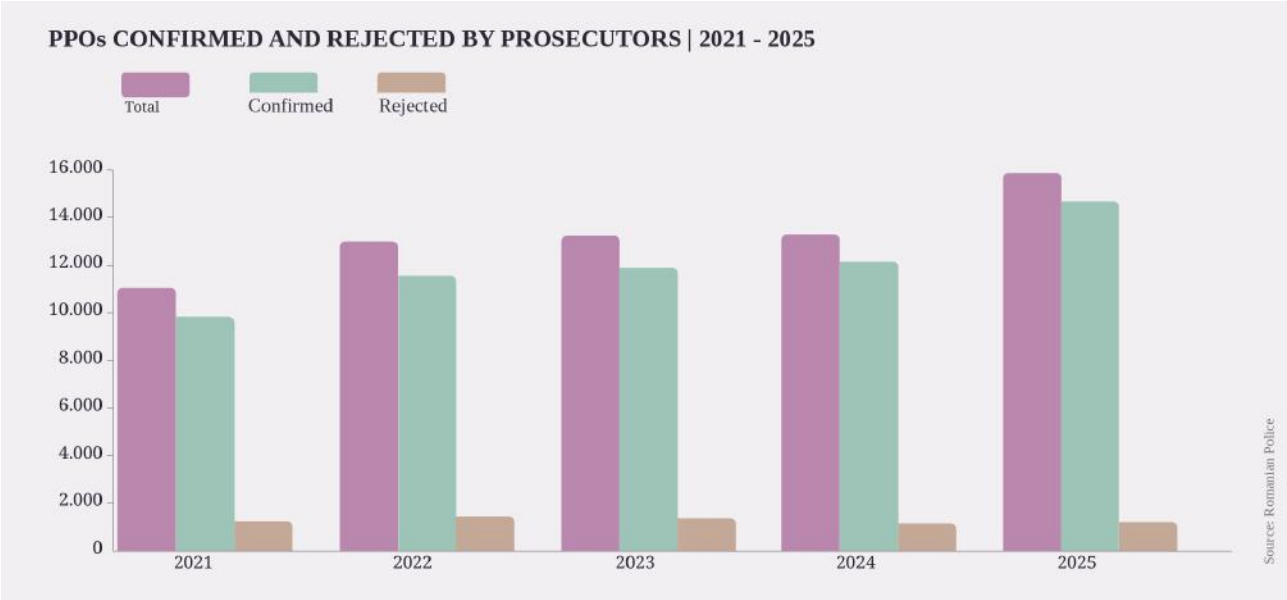

57% of the PPOs issued in 2025 were issued in urban areas and 43% in rural areas.

Only 35% of the PPOs issued in urban areas were transformed into POs, and in rural areas 40%. (Figure 9)

Although most provisional protection orders are confirmed by prosecutors, not all of these PPOs are transformed into protection orders, several outcomes being possible at the court level - the court admits the request (or admits the request partially), rejects the request, takes note of the withdrawal of the case, joins the request or orders other types of solutions.

DATA FROM THE ROMANIAN POLICE

FIGURE 9

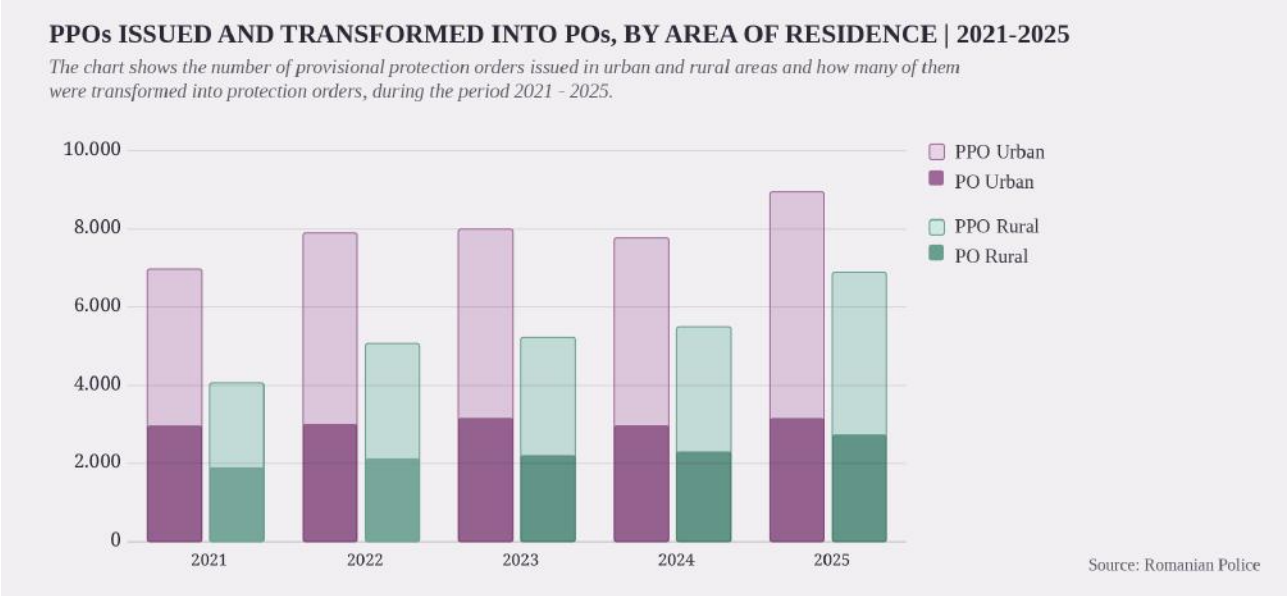

A search on the ReJust case-law portal[11], for the period 01.01.2025-31.12.2025, on protection order cases (procedural stage - merits, type of court - district courts, legal matter - minors and family, civil, type of decision - judgment, final ruling, exact expression - provisional protection) returns 12,719 results. For these files, the court ordered admission of the request (including partial admission of the request) in 58% of cases, ordered rejection in 19% of cases and the court takes note of the withdrawal of the case in 17% of cases. We cannot accurately compare the data compiled by the police regarding the number of provisional protection orders transformed into protection orders and the solutions ordered at the court level, but we can form a picture of the solutions ordered by the courts in relation to the number of cases that include the expression *provisional protection order*. From this perspective, an in-depth analysis would be necessary of the arguments invoked by the courts when they resolve these cases, when they admit or reject the request regarding the issuance of a protection order, in how many of the cases the risk to which the person requesting a protection order is exposed is analysed, or for whom a provisional protection order was issued, that is, an imminent risk was found, but they wish to withdraw the complaint.

Regarding the **percentage of cases in which an imminent risk was found** in relation to the number of interventions, we observe that in some counties these cases represent at most 10% of the total number of interventions (Călărași, Dâmbovița, Prahova), even 7% in Ialomița county, while **the national average is 22%**, that is, approximately **1 out of 5 domestic violence cases in which the police intervened is high-risk.** At the same time, among the counties with the highest percentage of cases with imminent risk in relation to the number of interventions are Tulcea (56%), Bucharest (45%), Galați (38%), Cluj (36%).

[11] The ReJust case-law portal, an application designed and developed by the Superior Council of Magistracy, can be accessed at: https://www.rejust.ro/

DATA FROM THE ROMANIAN POLICE

FIGURE 10

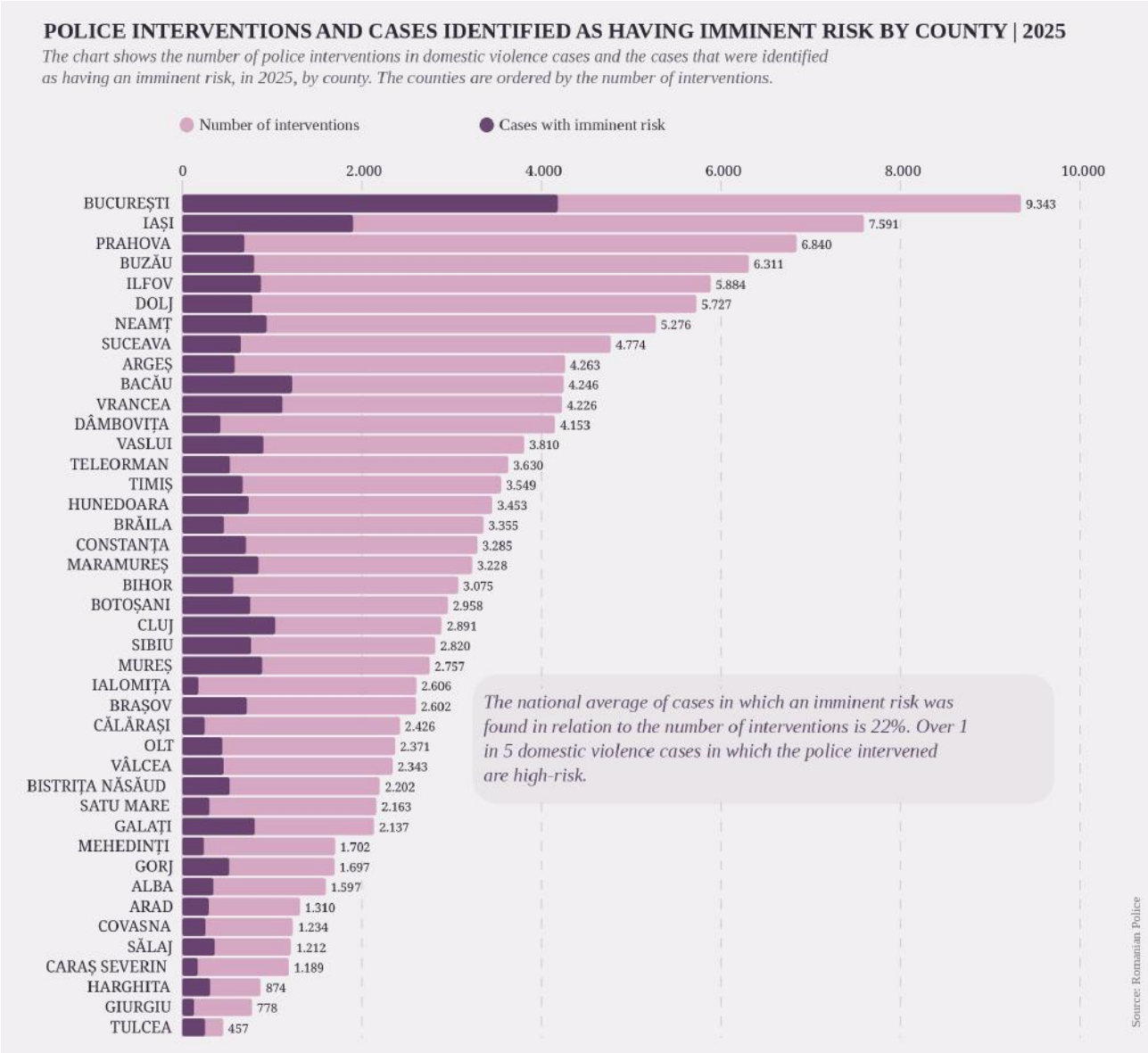

There is still a small number of electronic bracelets in use, **2,681 such electronic surveillance devices compared to 15,856 provisional protection orders** and 2,179 electronic surveillance devices compared to 15,690 protection orders.

Approximately 17% of the PPOs issued nationally in 2025 were accompanied by the measure obliging the perpetrator to wear the electronic monitoring bracelet. The percentages for these indicators vary, however, by county, the lowest being recorded in the counties of Dâmbovița (4.76%), Iași (5.62%), Timiș (5.98%). The counties with a higher percentage regarding the number of electronic surveillance devices in relation to the number of PPOs issued are Vrancea (35.82%), Brăila (31.84%), Bacău (30.97%). The lack of information provided to victims by the police, as well as victims' distrust of this protection measure, are causes of the low rates of acceptance of the device for electronic monitoring of perpetrators.

FIGURE 11

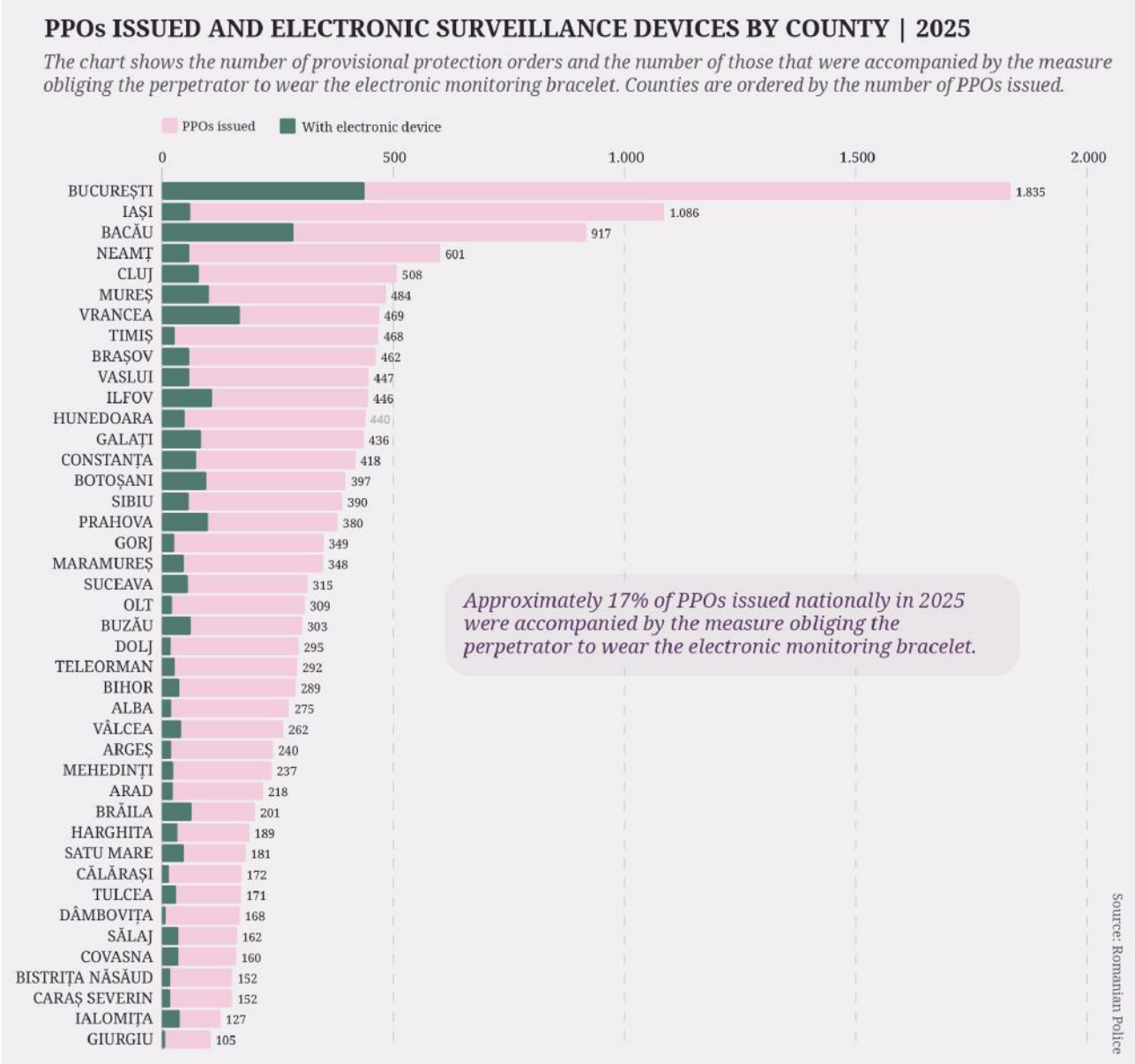

1 in 10 victims states that the police did not inform her that the perpetrator can permanently wear this monitoring device and that he can be obliged to surrender his weapons, while another 10% of victims do not remember whether the police officers who intervened mentioned the perpetrator's obligation to wear an electronic bracelet and to surrender his weapons.[12]

The low level of acceptance of this protection measure by victims shows, on the one hand, the need to intensify information campaigns on identifying risk in cases of gender-based violence, but also regarding how the device for electronic monitoring of the perpetrator works and what its purpose is. What is systematically missing, however, is a support network, public social services that are accessible and adequately funded, with professionals who come to the aid of victims, who provide psychological and legal support and accompany them in this process of regaining safety, dignity and freedom.

[12] Institute for Research and Crime Prevention, 2025, *The Intervention of Police Officers in Domestic Violence Cases. Victims' Assessment of the Provisional Protection Order*, IGPR, Bucharest, p.9, available at: https://politiaromana.ro/files/pages_files/Interventia_politistilor_la_cazurile_de_violenta_domestica.pdf

Violations of POs and PPOs Along with the increase in the number of provisional protection orders and protection orders, an increase is also recorded in the findings regarding the violation of these protection measures.

FIGURE 12

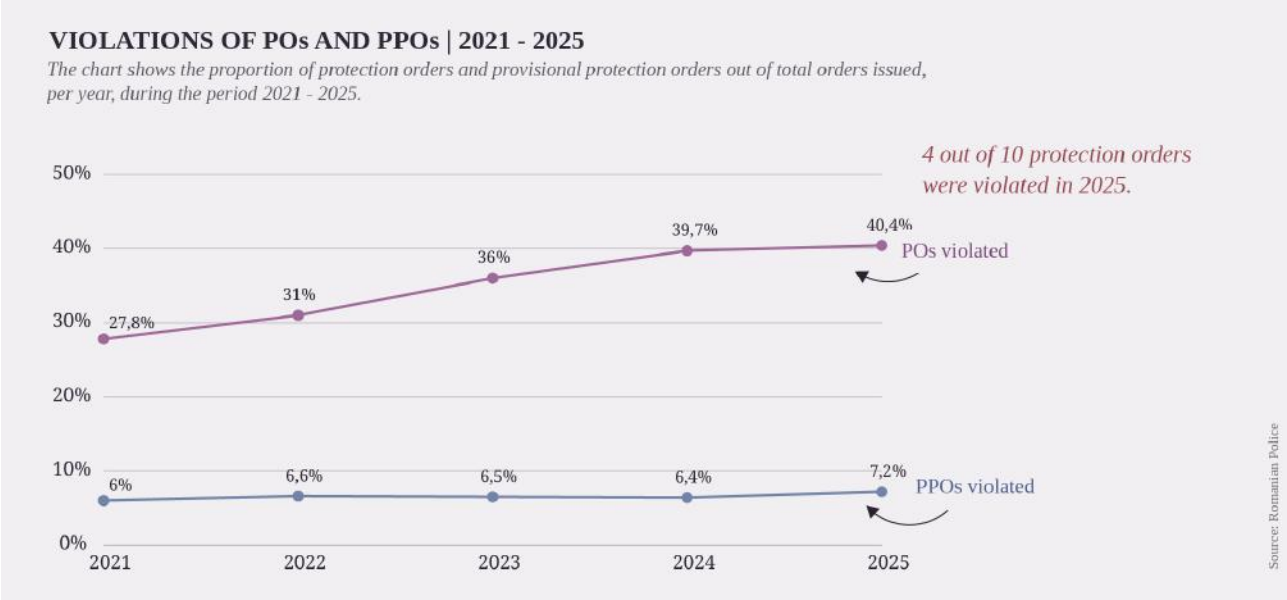

The data confirm that domestic violence remains a strongly feminized phenomenon, in which the majority of victims are women and the majority of perpetrators are men.

If we analyse the most numerous offences recorded by the police, namely the offences of battery or other acts of violence, we see that over the last five years, out of the total number of victims, women (including minors) represent between 77% and 80%.

And in the case of the perpetrators of battery or other acts of violence, men (including minors) represent between 89% and 91% of the total number of perpetrators.

FIGURE 13

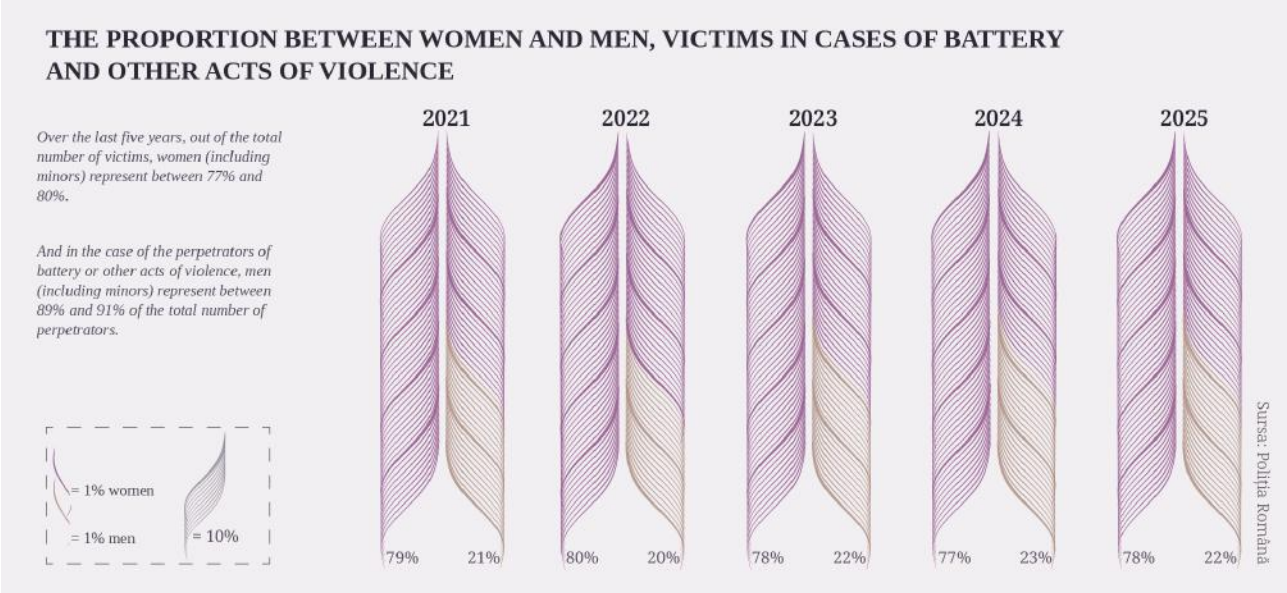

DATA FROM THE ROMANIAN POLICE

Regarding the trends over the 5 years, in most cases a constant increase in the criminal offences reported is observed from year to year.

FIGURE 14

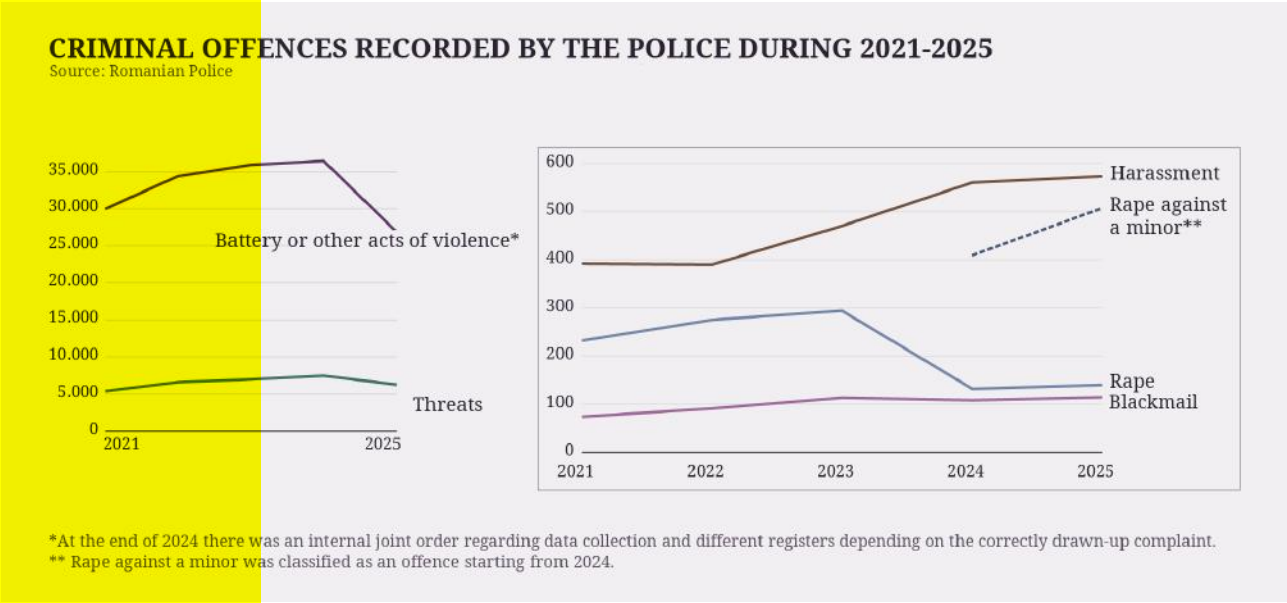

FIGURE 15

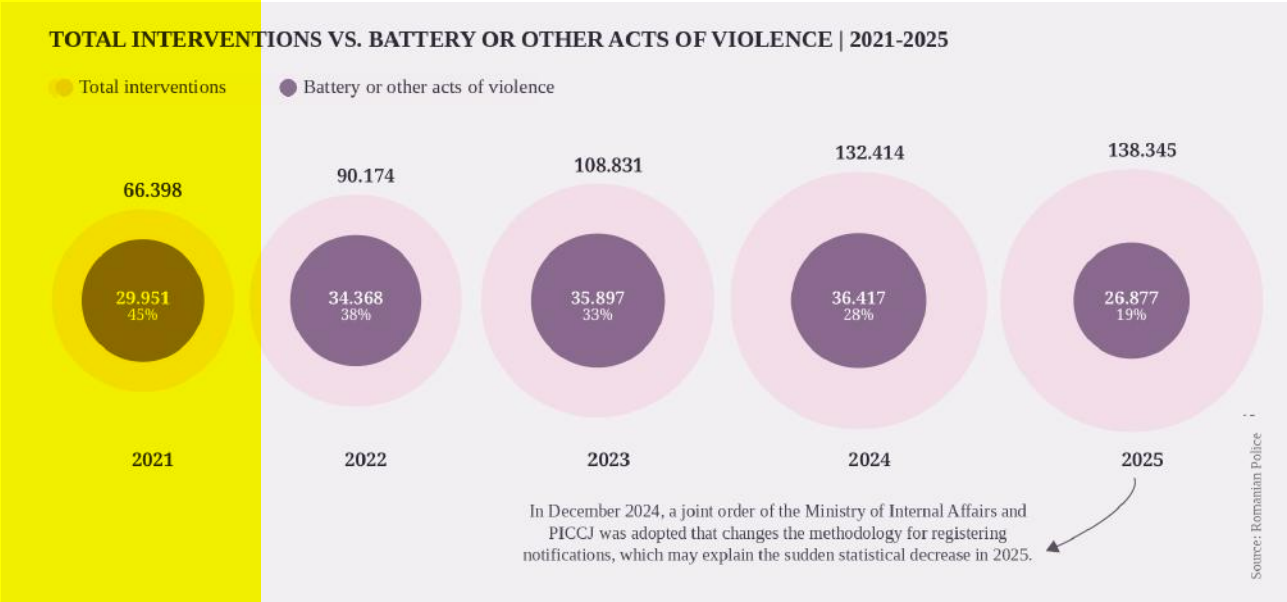

One of the existing prejudices regarding domestic violence is that it takes place predominantly in rural areas, but the police data rather show a balanced distribution of reports, if we analyse the indicators regarding the offences of battery or other acts of violence, which are the most numerous criminal offences recorded by the police. (Figure 16). At the same time, for other types of criminal offences (unlawful deprivation of liberty, threats, blackmail, harassment) an imbalance can be observed, most such offences being recorded in urban areas. (Figure 17). The majority of criminal offences of battery or other acts of violence were committed at home, but this imbalance is also maintained for other criminal offences in the sphere of domestic violence. (Figure 18)

DATA FROM THE ROMANIAN POLICE

FIGURE 16

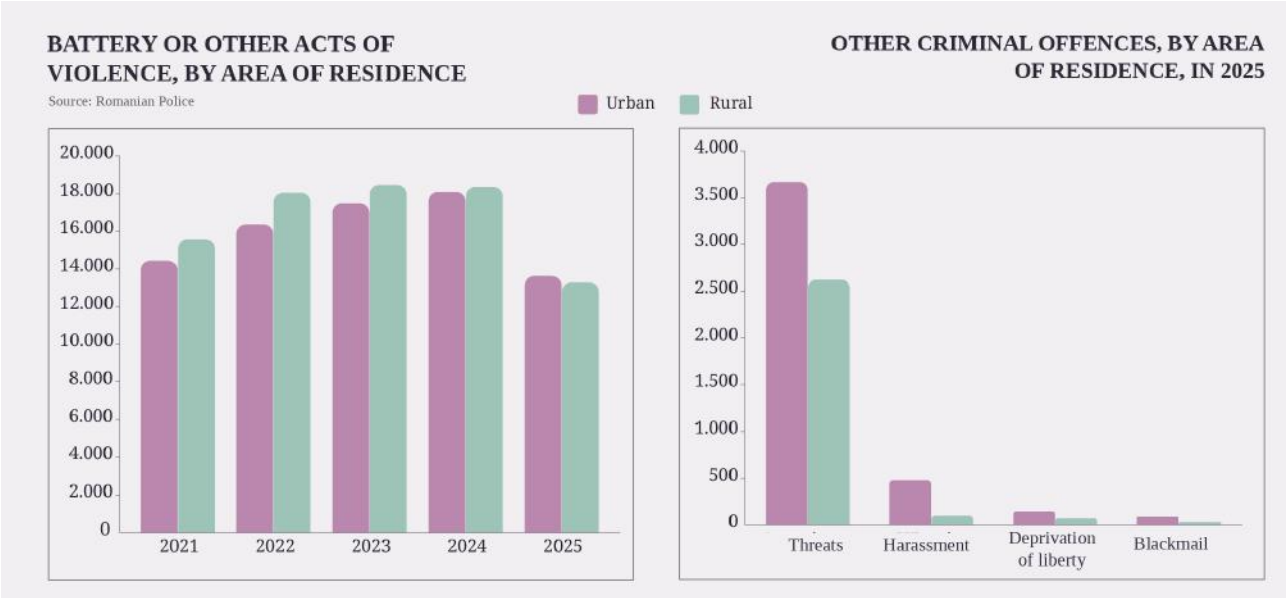

FIGURE 17

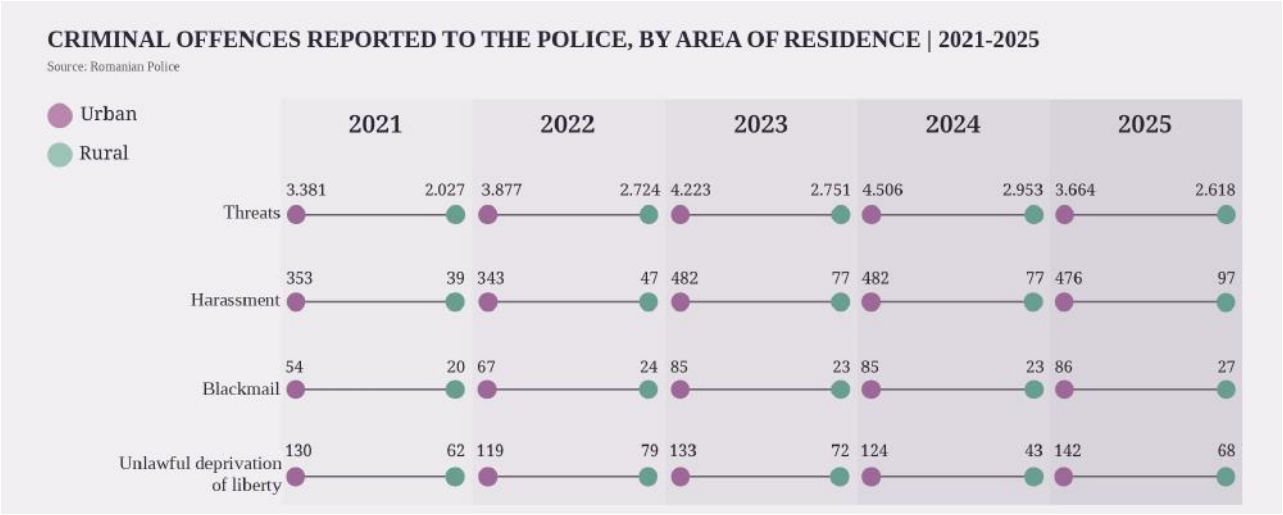

FIGURE 18: BATTERY OR OTHER ACTS OF VIOLENCE, BY THE PLACE WHERE THEY WERE COMMITTED - 2021-2025



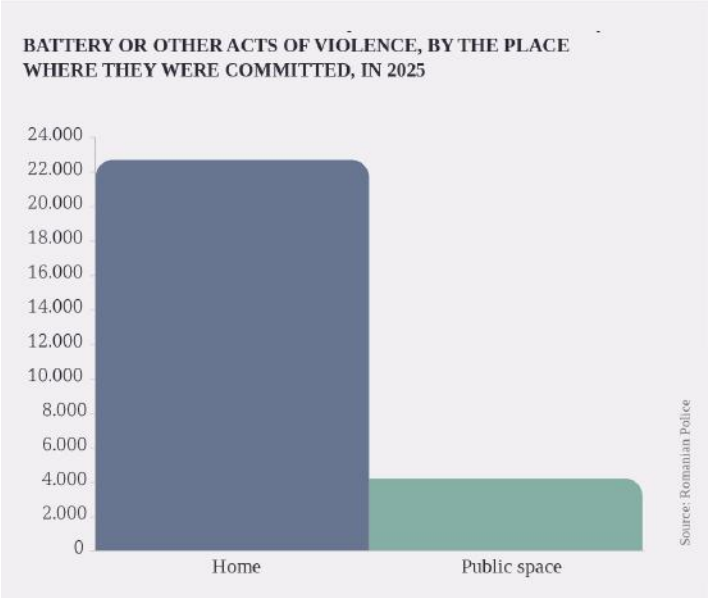

The private space remains the most unsafe space for victims of domestic violence.

In the case of offences against sexual freedom and integrity, which fall under Law no. 217/2003 on preventing and combating domestic violence, that is committed against a family member, the majority of victims (both adults and minors) are women. **Over five years, the number of criminal offences of rape with adult female victims, recorded by the police, increased by 39%.**

FIGURE 19



The amendment of the Criminal Code in 2023 and the introduction of new offences (*Art. 218^1 Rape committed against a minor* and *Art. 219^1 Sexual assault committed against a minor*) and the repeal of Art. 220 Sexual act with a minor and the amendment of articles 218 and 219 of the Criminal Code also had an effect at the level of the collection by the police of statistical data on criminal offences (Figure 19). Although it is a newly introduced offence, **the number of girl victims for the criminal offences of rape against a minor increased by 26% in 2025** compared to 2024, while the number of boy victims remained relatively constant (28 boy victims in 2025 compared to 27 boy victims in 2024).

*524 children were victims of rape (for criminal offences regarding rape committed against a minor) in 2025; this means that, on average, one **such case was recorded every week.***

FIGURE 20



However, the number of child victims of these offences is much higher for criminal offences committed outside family relationships. As before[13], the Romanian Police does not collect data disaggregated by gender, with the exception of statistical data concerning domestic violence[14].

That is, **in the case of offences that do not take place between family members, as defined according to Law no. 217/2003, the Romanian Police does not know how many victims are women or men.**

For example, **in 2025, 4,275 criminal offences of rape committed against a minor were recorded**[15]; of these, we have shown above that 507 such criminal offences took place between family members[16], so **for the remaining 88% of criminal offences of this type the Romanian Police does not collect data disaggregated by gender about victims and perpetrators.**

The lack of indicators regarding the gender of victims is also absent in the case of other offences in the sphere of violence against women and domestic violence that do not take place between family members. In 2025, 1,021 offences of rape were recorded by the police, but only in 140 cases (those that took place between family members) were data disaggregated by gender collected.

[13] As we showed in the monitoring report on gender-based violence, published in 2023, available at: https://centrulfilia.ro/new/wp-content/uploads/2025/03/Raport-monitorizare-VIF_2023_Centrul-FILIA.pdf, as well as in the monitoring report ”Sexual violence: Between stigma and justice”, published in 2025, available at: https://centrulfilia.ro/new/wp-content/uploads/2025/03/Violenta-sexuala-intre-stigma-si-justitie.-Raport-monitorizare-2025.pdf

[14] According to IGPR response no. 406,866 of 27 March 2026 sent to the FILIA Center following a request made under Law no. 544/2001 on free access to information of public interest.

[15] Idem.

[16] The statistical situation of persons and offences falling under Law no. 217/2003 for preventing and combating domestic violence, sent by IGPR through response no. 406,591 of 22.01.2026 following a request made under Law no. 544/2001 on free access to information of public interest.

DATA FROM THE ROMANIAN POLICE

FIGURE 21

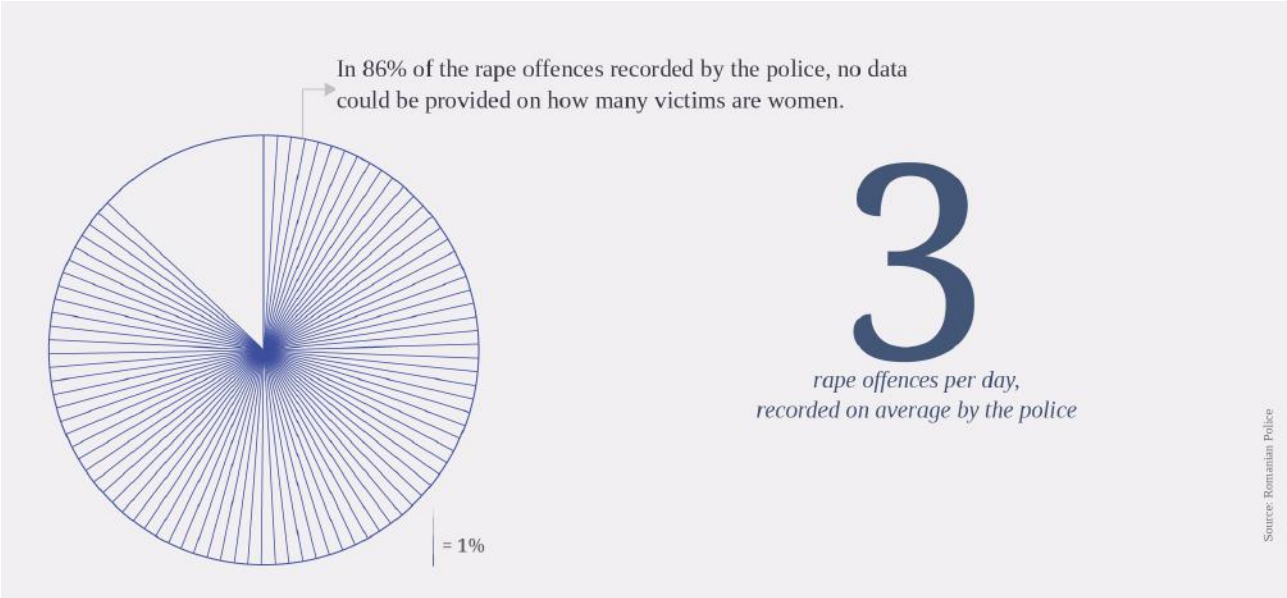

The lack of disaggregated data collection in the majority of cases regarding offences in the sphere of gender-based violence is in disagreement with the provisions of the Istanbul Convention and the GREVIO recommendations for the Romanian state.

In December 2024, a joint order of the Ministry of Internal Affairs and the Prosecutor's Office attached to the High Court of Cassation and Justice was adopted regarding the approval of the Methodological Norms on the registration, unified record-keeping, circuit of criminal notifications and administrative coordination of the activities ordered by the prosecutor during the criminal investigation[17]. The order provides for different registers at the level of police units: a register for the registration of notifications of a criminal nature and a special register. Art. 4, para. (2) let. a) provides that *if the notification document meets the formal conditions provided by law, the description of the offence is complete and clear, and the criminal investigation bodies of the judicial police are competent to carry out the criminal investigation*, the notification document is registered in the **register of notifications of a criminal nature**.

According to art. 4, para. (2) let. a) and b), the notification documents that meet the formal conditions, and the description of the offence is complete and clear, but which fall within the competence of other criminal investigation bodies or fall within the competence of prosecutor's offices, if it results that the criminal investigation is carried out mandatorily by the prosecutor, are registered in the **special registers** and sent administratively to the competent bodies.

The provisions of art. 4 para. (4) mention that in the situation in which **the notification document does not meet the formal and substantive conditions or the description of the offence is not clear and complete, it is returned administratively to the petitioner.** In such a situation, the criminal investigation body may take up the matter ex officio on the basis of the data in the notification document, in which case the report drawn up regarding the ex officio notification will be registered in the **register of notifications of a criminal nature**.

[17] Order No. 231 of 20.12.2024 for the approval of the Methodological Norms on the registration, unified record-keeping, circuit of criminal notifications and administrative coordination of the activities ordered by the prosecutor during the criminal investigation, available at: https://sprd.ro/wp-content/uploads/2025/11/Ordin-comun-MAI-PICCJ-nr.-231_289_2024.pdf

The significant difference from the perspective of data collection consists in the amendment of the provisions regarding ex officio notifications or those by any other means, including through the SNUAU 112 emergency system. Until 2025, notifications regarding offences for which the criminal investigation is conditional on the prior complaint of the victim, signalled in the ways above, were **registered on the basis of a report in the registers of notifications of a criminal nature, regardless of whether or not the injured person filed a prior complaint**[18].

Starting from 2025, the new order provides that these types of notifications **will not be registered in the registers of notifications of a criminal nature when the injured person/legal representative expressly mentions that they do not wish to file a prior criminal complaint or when, from the documents drawn up by the investigating bodies who travelled to the scene, it results that the reported facts are not confirmed**[19]**.**

In practice, the statistical situation of notifications of a criminal nature no longer includes, starting from 2025, those notifications for which the injured person does not wish to file a criminal complaint, even if the criminal offences exist and were recorded in these statistics until the end of 2024. This could be a possible explanation for the significant decrease regarding the number of notifications for certain criminal offences in the field of domestic violence, such as those of battery or other acts of violence, which were on an upward trend statistically until 2024, and then **record a decrease of 26%** (from 36,417 criminal offences recorded in 2024 to 26,877 criminal offences in 2025). Although such a decrease in recorded criminal offences should make us happy, we must take into account these normative changes regarding data collection, the effects of which may convey to us the false picture that the phenomenon of domestic violence is decreasing. (Figure 22)

We cannot state with certainty the extent to which this variable, namely the change in the way notifications of a criminal nature are registered, caused the statistical decrease in the criminal offences communicated by the police.

We consider it of significant importance, however, to develop a transparent, accessible data collection system, with indicators comparable between the institutions that collect data, as detailed as possible regarding any form of notification of acts of violence against women and domestic violence, for an in-depth understanding of the issue, in accordance with the obligations assumed by the Romanian state through the Istanbul Convention.

[18] According to art. 5, para. (3) of Order No. 56 of 10.04.2014 for the approval of the Methodological Norms on the registration, unified record-keeping, circuit of criminal notifications and administrative coordination of the activities ordered to the police bodies by the prosecutor, available at: https://snppc.ro/uploads/blog/upload/215802-Ordinul-comun-56.pdf

[19] According to art. 10 of Order No. 231 of 20.12.2024.

DATA FROM THE ROMANIAN POLICE

FIGURE 22

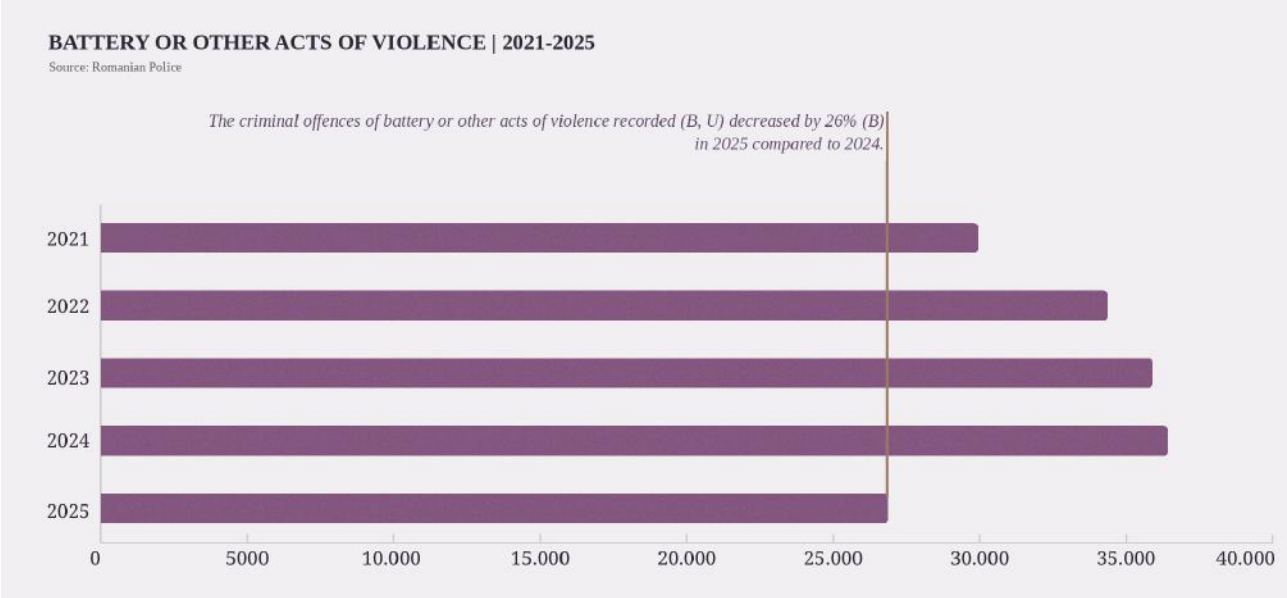

In 2025 there were 66 cases of femicide[20], according to media monitoring[21] and journalistic investigations[22], initiatives that brought to public attention data on how many women were intentionally killed in Romania. In this context of public pressure, **Parliament adopted Law no. 53/2026 for preventing and combating femicide and the violence that precedes it**[23], a law that provides for the obligation of the Ministry of Internal Affairs and the Prosecutor's Office attached to the High Court of Cassation and Justice to develop a detailed data collection system in the field of gender-based violence and the annual publication of this information. Not all femicide cases identified in 2025 took place between family members, there being also situations in which the perpetrator was a neighbour, an acquaintance, a former pupil, etc.

FIGURE 23

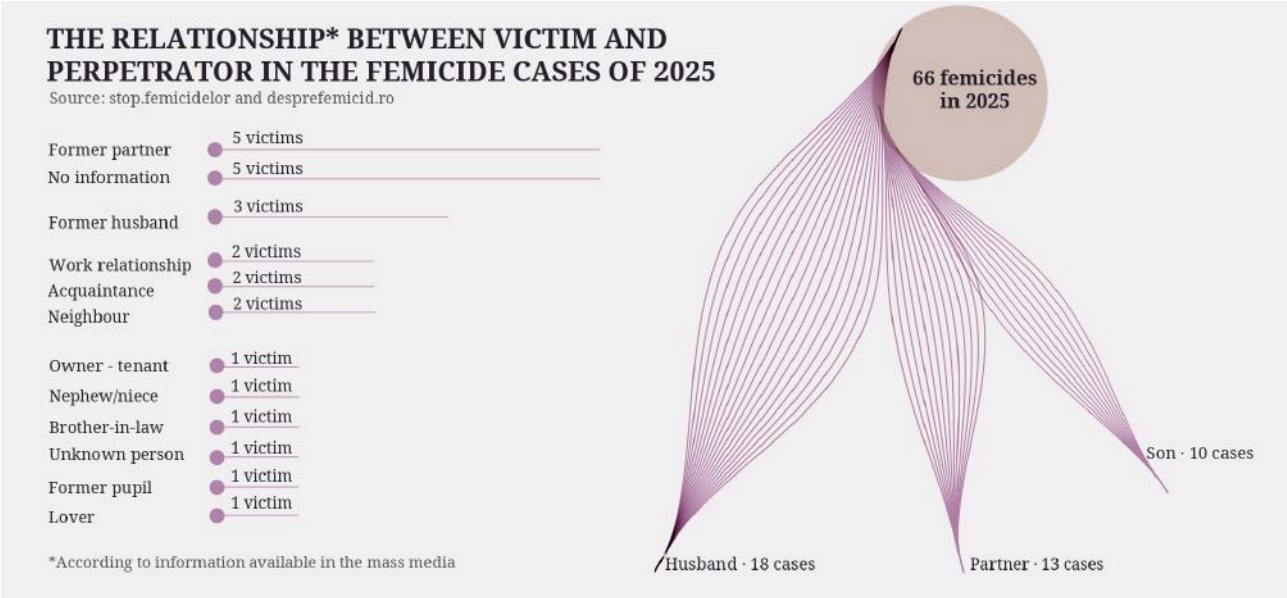

[20] Data processed and presented voluntarily by Adriana Diaconu, information designer, available at: https://desprefemicid.ro/analiza-date.

[21] The civic initiative stop.femicidelor.

[22] The map of femicide in 2025 - Snoop and 2025. 12 months, 59 femicides, Scena 9.

[23] Law no. 53/2026 can be accessed here: https://www.cdep.ro/ords/pls/proiecte/docs?2026/pl042_pr042_26.pdf

DATA FROM THE ROMANIAN POLICE

The researchers of the Romanian Observatory for the Analysis and Prevention of Homicides (ORAPO) have followed the phenomenon of femicide in Romania by analysing the data available for the periods 2002-2013, 2019-2021, as well as the media representations of femicide. The ORAPO data, the result of the analysis of information from the mass media, show that **in 2025 a significant percentage is represented by femicides committed between partners/former partners (64%), followed by femicides committed against elderly women (20%)**[24].

The data provided by the Romanian Police regarding the criminal offences of homicide reported between family members show that 31 female victims and 17 male victims were recorded. In total, both between family members and outside these relationships, the Romanian Police recorded 104 criminal offences of homicide, but in the case of these criminal offences it does not collect data disaggregated by gender; we do not know how many women were intentionally killed.

We found, however, even in the case of these data which include both female and male victims, that there are counties where no criminal offence of homicide was recorded in the police statistics, although some of these cases were heavily publicized as a result of the extreme violence committed by the perpetrator and the failure of the authorities to ensure protection for the victim, as is the femicide case in Miheşu de Câmpie, Mureş[25]. One explanation in this regard is the fact that the criminal investigation in homicide cases is carried out by the prosecutor and they are registered directly with the prosecutor's office. We do not, however, have information about why some homicide offences also appear in the police statistics or why not all homicide cases also appear in these statistics. (Figure 24)

The data compiled by the General Inspectorate of the Romanian Police offers the most comprehensive picture of the issue of violence against women, but insufficient from the perspective of the lack of detailed and disaggregated data in accordance with the standards of the Istanbul Convention. The year-on-year increase in police interventions in domestic violence cases, as well as the increase in the number of provisional protection orders issued, indicate a positive trend regarding the reporting of cases. At the same time, the normative changes regarding the registration of notifications of criminal offences in the field of gender-based violence may suggest a false reduction of the phenomenon. All these underline the urgent need for a national system with detailed, disaggregated and accessible data for a comprehensive understanding of the issue and for the development of effective measures, in accordance with the provisions of the Istanbul Convention and of Law no. 53/2026 on preventing and combating femicide and the violence that precedes it.

[24] Balica E, 2026, The role of fundamental scientific research in the analysis and prevention of femicides, paper presented at the national conference Femicide and coercive control. National and international perspectives, Bucharest, 14 May 2026.

[25] More information about the femicide case in Miheşu de Câmpie, Mureş, can be accessed here: https://snoop.ro/crima-din-mures-16-luni-de-la-primul-ordin-de-protectie-pana-la-vizita-asistentilor-sociali-esecurile-autoritatilor-in-cazul-tinerei-ucise-de-emil-ganj/

FIGURE 24

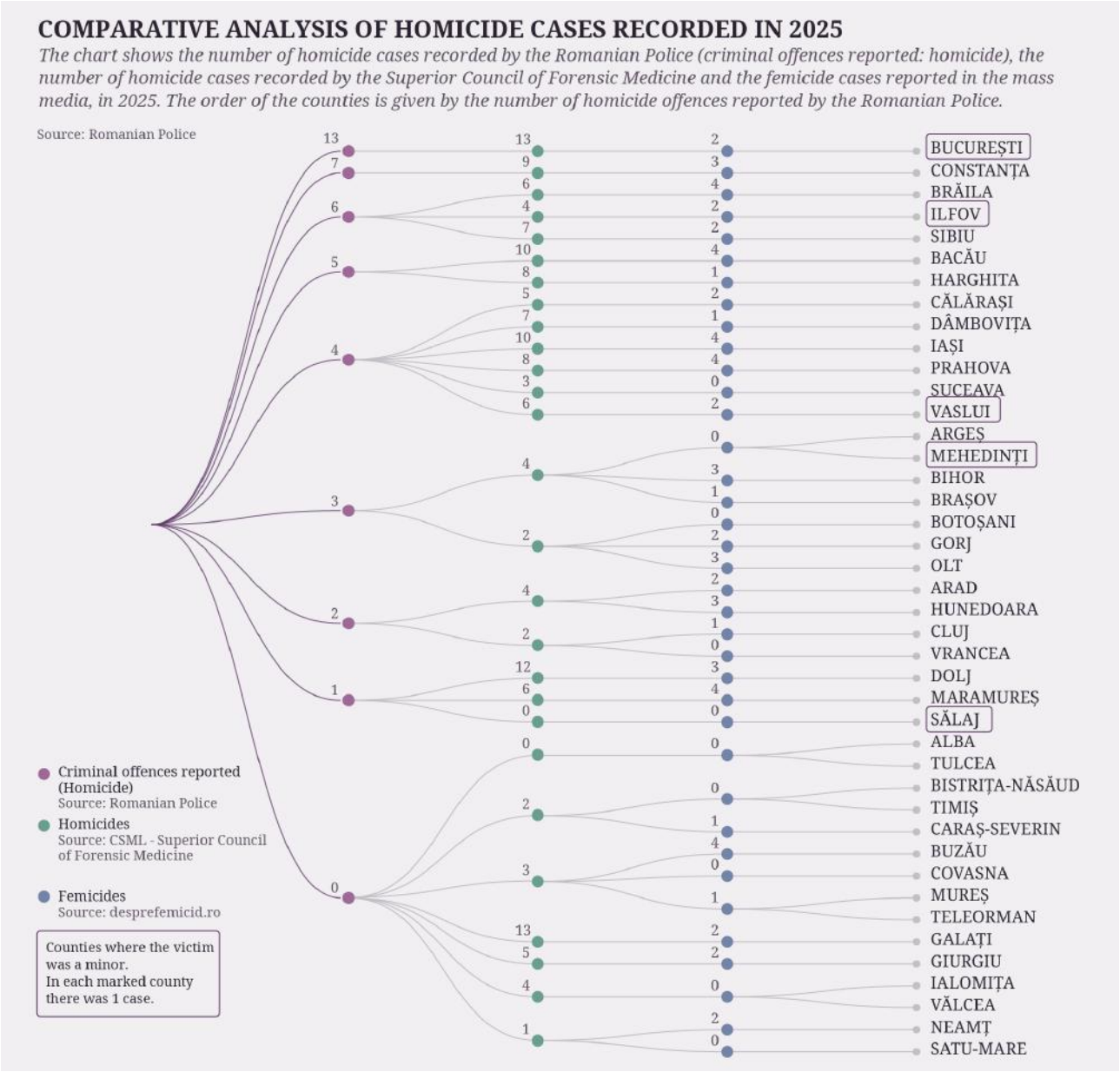
COMPARATIVE ANALYSIS OF HOMICIDE CASES RECORDED IN 2025
The chart shows the number of homicide cases recorded by the Romanian Police (criminal offences reported: homicide), the number of homicide cases recorded by the Superior Council of Forensic Medicine and the femicide cases reported in the mass media, in 2025. The order of the counties is given by the number of homicide offences reported by the Romanian Police.
Source: Romanian Police
Criminal offences reported (Homicide)
Source: Romanian Police
Homicides
Source: CSML - Superior Council of Forensic Medicine
Femicides
Source: desprefemicid.ro
Counties where the victim was a minor.
In each marked county there was 1 case.
BUCUREȘTI
CONSTANȚA
BRĂILA
ILFOV
SIBIU
BACĂU
HARGHITA
CĂLĂRAȘI
DÂMBOVIȚA
IAȘI
PRAHOVA
SUCEAVA
VASLUI
ARGEȘ
MEHEDINȚI
BIHOR
BRAȘOV
BOTOȘANI
GORJ
OLT
ARAD
HUNEDOARA
CLUJ
VRANCEA
DOLJ
MARAMUREȘ
SĂLAJ
ALBA
TULCEA
BISTRIȚA-NĂSĂUD
TIMIȘ
CARAȘ-SEVERIN
BUZĂU
COVASNA
MUREȘ
TELEORMAN
GALAȚI
GIURGIU
IALOMIȚA
VÂLCEA
NEAMȚ
SATU-MARE

DATA FROM ANES

The National Agency for Equal Opportunities between Women and Men collects data on the number of victims of domestic violence who received services from all Directorates for Social Assistance and Child Protection, as well as on the types of services received.

FIGURE 25

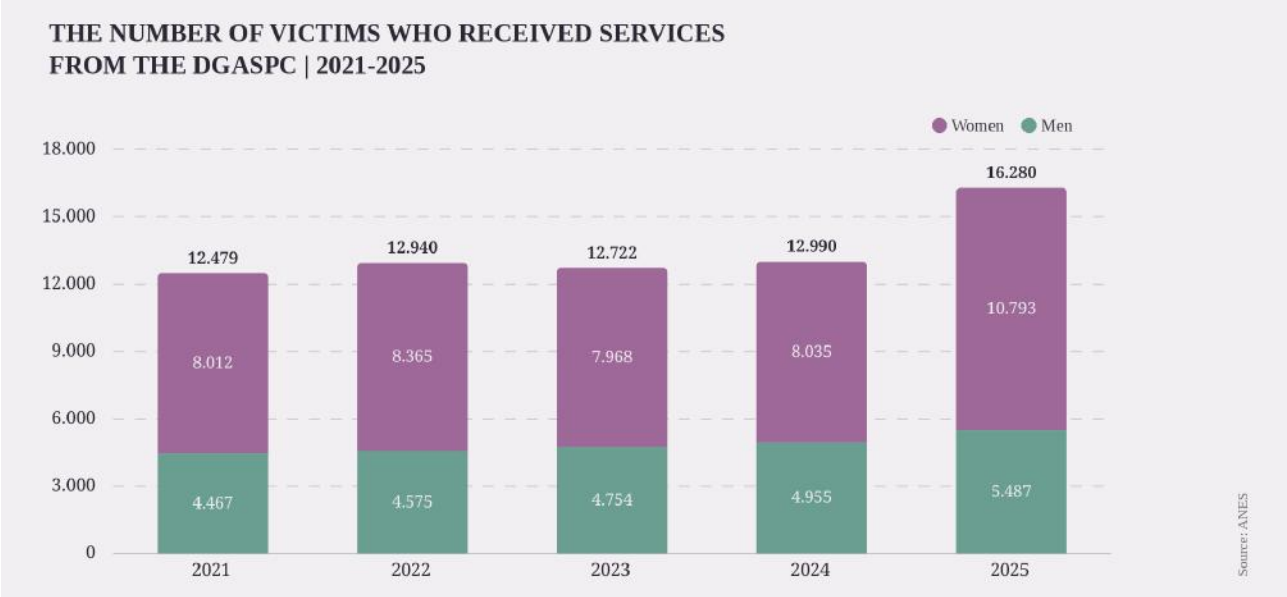

The number of adult victims who received services from the DGASPC increased by 63% during the period 2021-2025. The majority of victims of domestic violence registered with the DGASPC are children. **Only 32% of the victims registered in 2025 are adults. Of these, 91% are women**.

In the case of children, the distribution by gender is relatively balanced, being 55% girl victims and 45% boys. In most cases, the children who received services from the DGASPC in 2025 went through deprivation/neglect (6,265 children out of a total of 11,142).

FIGURE 26



DATA FROM ANES

Although in most cases of domestic violence there are different forms of violence taking place in the same context (physical, psychological, verbal violence, etc.), the data compiled by ANES present only one form of violence for each registered victim.

In 2025, 5,138 adult victims were registered, and by form of violence: 1,023 verbal violence, 1,558 physical violence, 2,293 psychological violence, 48 sexual violence, 127 economic violence, 79 social violence, 0 spiritual violence, 10 cyber violence. These data do not accurately reflect the reality experienced by victims, it being impossible for there to be only a single form of violence in each case.

Regarding the services that victims of domestic violence aged over 18 benefited from, the data show a decrease for certain types of services, although the total number of victims increased over the five years.

FIGURE 27

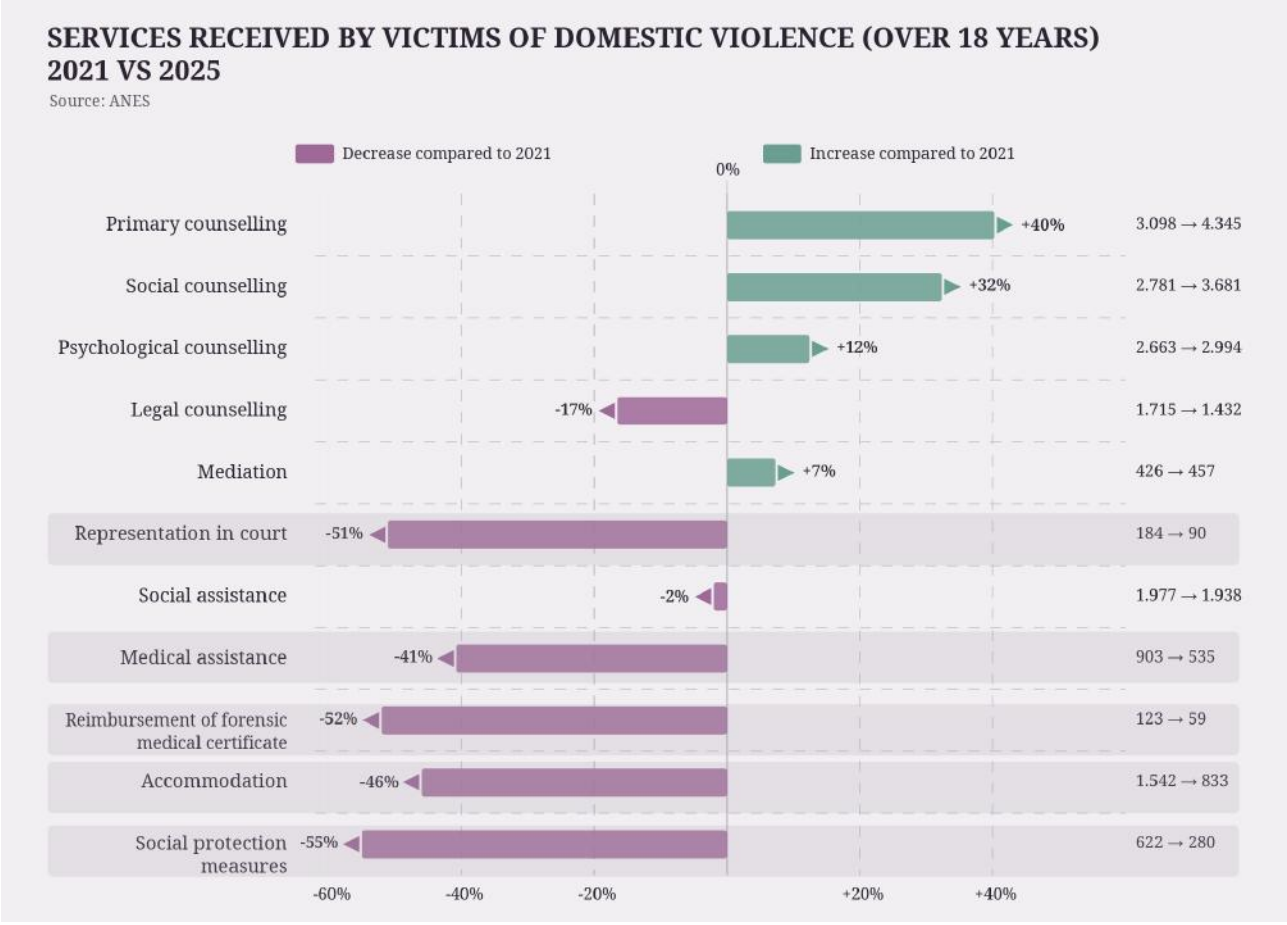

The systemic underfunding of public services intended for victims of domestic violence is highlighted by the decrease of approximately 50% in the number of victims who received accommodation services, reimbursement of the forensic medical certificate, representation in court, although the number of adult victims registered with the DGASPC increased by 63% during the period 2021-2025. **The number of victims of domestic violence who received the services of the DGASPC in 2025 represents only 12% of the number of police interventions** in domestic violence cases, showing a significant gap between the scale of the phenomenon and the response capacity of social services.

DATA FROM ANES

The Intervention Centres for Victims of Sexual Violence registered in 2025 only 35 female victims, of whom 8 were minors[26]. The lack of public funding and of specialized staff dedicated to the operation of these centres explains this extremely low presence, as in previous years[27]. Five years after their establishment, the real access of victims of sexual violence to these services remains almost non-existent.

[26] Responses compiled from nine of the 10 centres existing at national level. The Constanța County Emergency Hospital did not respond to the public information request sent by the FILIA Center.

[27] The monitoring report ”Sexual Violence: Between Stigma and Justice”, p. 20, available at: https://centrulfilia.ro/new/wp-content/uploads/2025/03/Violenta-sexuala-intre-stigma-si-justitie.-Raport-monitorizare-2025.pdf

DATA FROM ANPDCA

The data compiled by the National Authority for the Protection of Children's Rights and Adoption (ANPDCA) indicate an overall increase in the number of confirmed cases of emotional, physical or sexual abuse of children during the period 2021-2025.

FIGURE 28

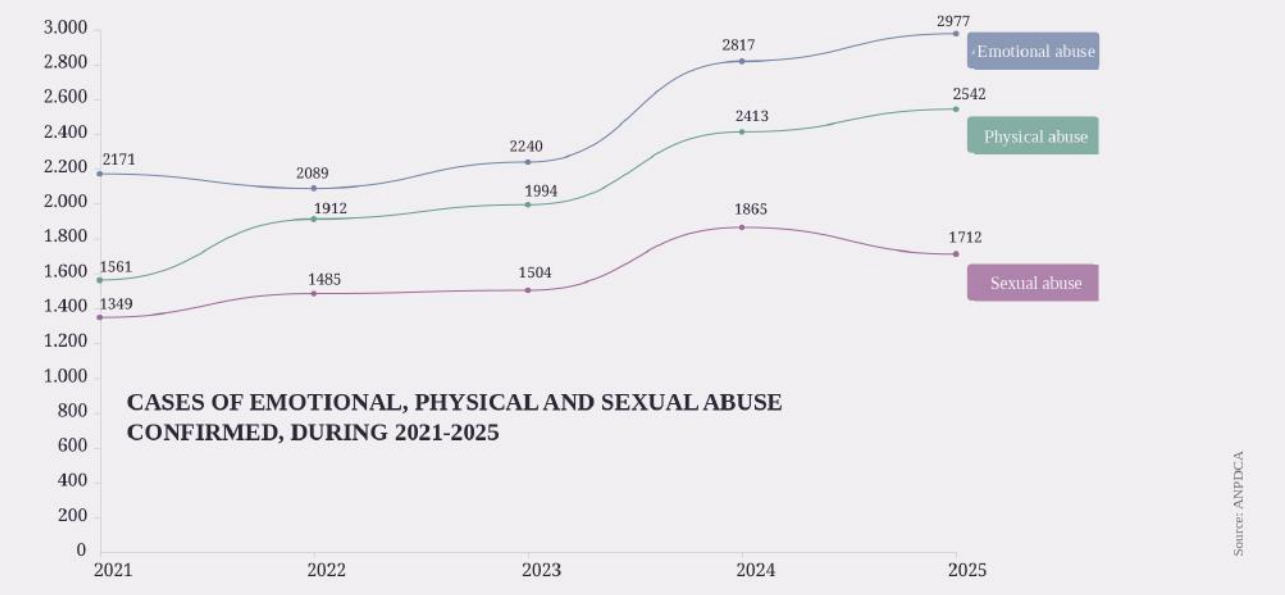

The distribution of confirmed cases of emotional and physical abuse between urban and rural areas is relatively balanced, while in the case of **sexual abuse of children, 62% took place in rural areas and 38% in urban areas**.

The same relatively balanced distribution can also be observed by gender for physical and emotional abuse, while **in the case of sexual abuse, 90% of the victims are girls**.

FIGURE 29

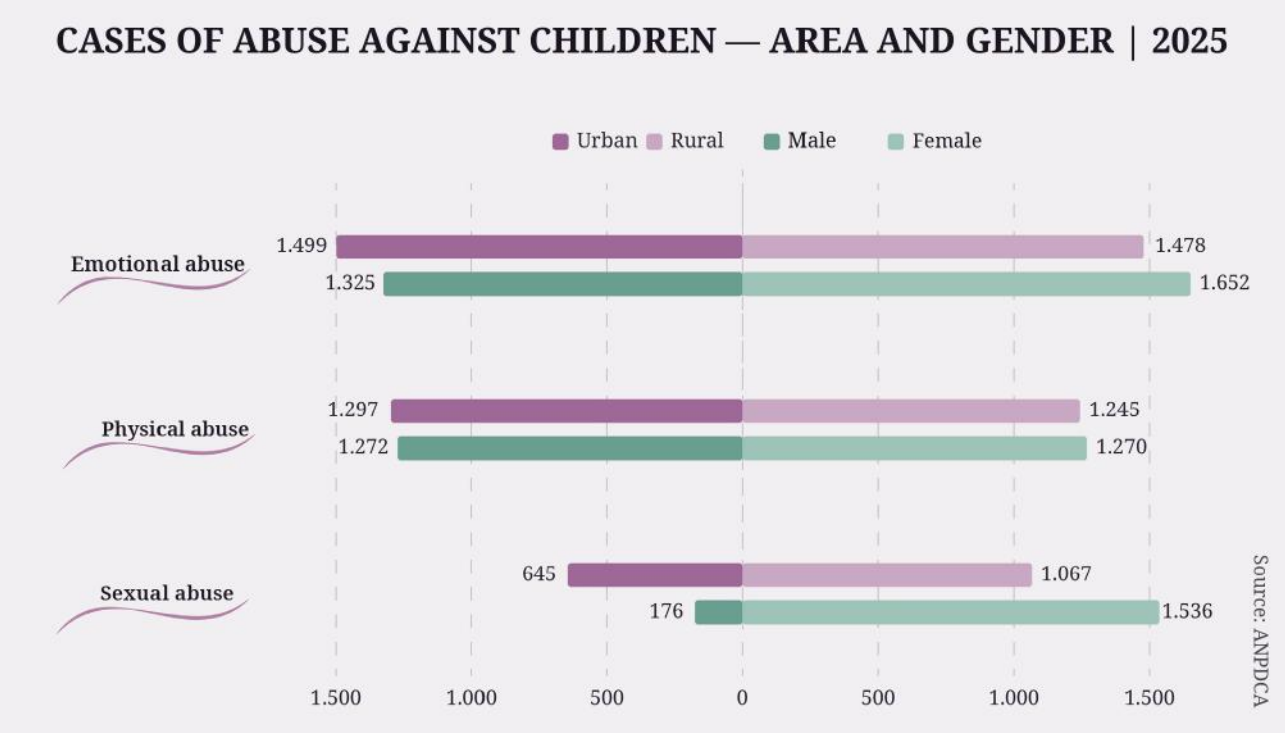

DATA FROM ANPDCA

The compilation of data by the age groups of abused children shows us that in the largest proportion the identified victims are aged over 10, with a more balanced distribution in the case of emotional and physical abuse compared to sexual abuse. This distribution of the data may also be a result of the fact that at younger ages it is much harder, given the power relations and the family context, but also the age-specific limits of understanding, for such abuses to be reported.

FIGURE 30

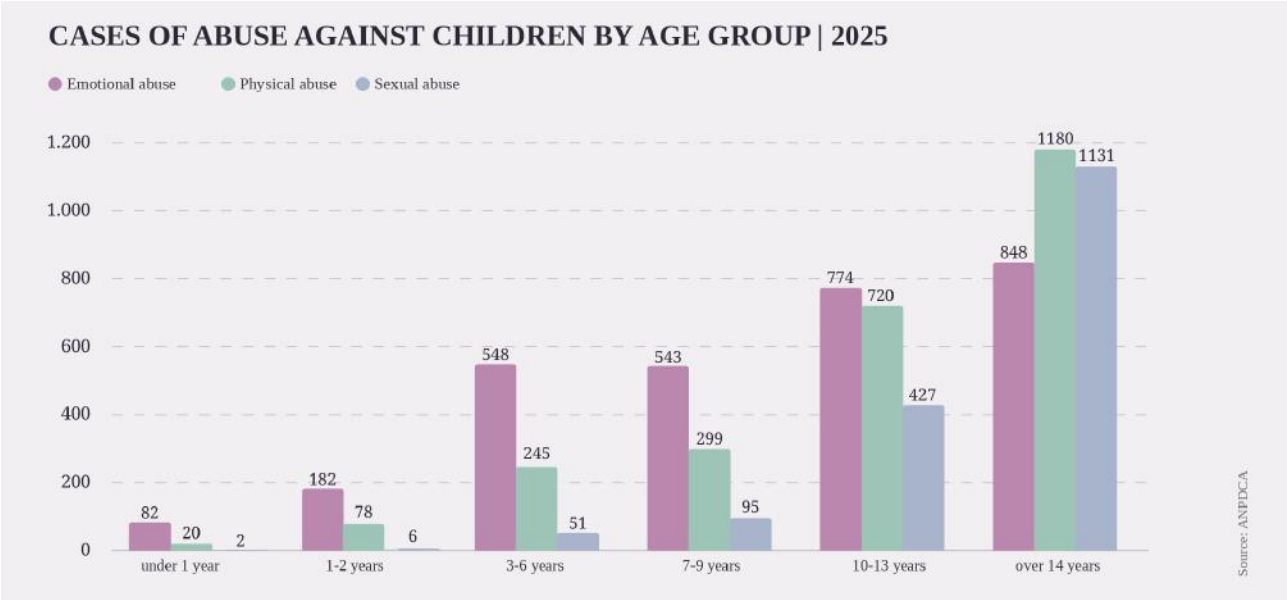

FIGURE 31

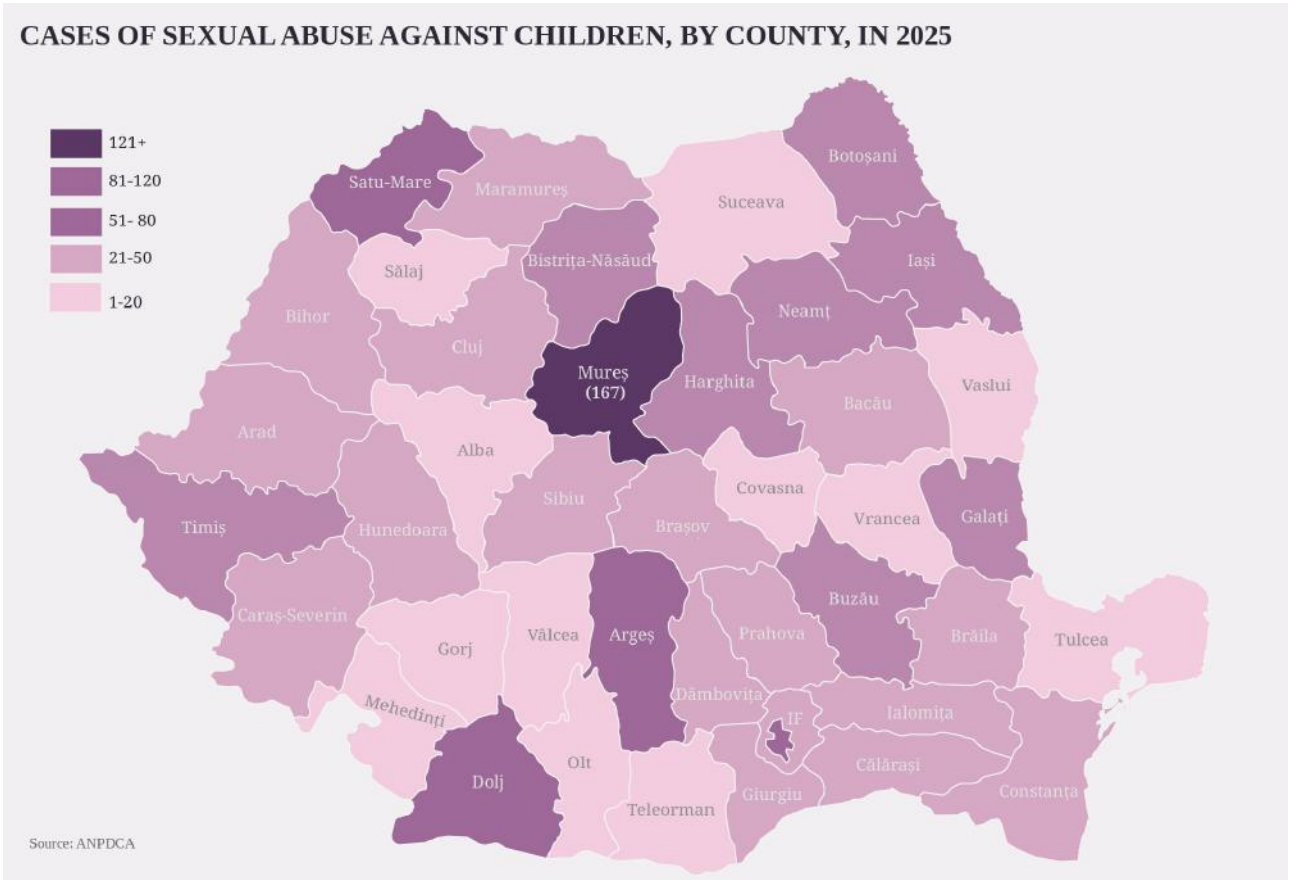

DATA FROM THE PROSECUTOR'S OFFICES

In 2025, 4,351 cases concerning the offence of homicide were on the dockets of the prosecutor's offices (art. 188 and art. 189 of the Criminal Code, including attempted homicide), 2,077 being newly entered cases. Out of the total number of cases concerning the offence of homicide, 41% were resolved, namely 1,800 cases. Regarding the manner of resolution, **70% of the resolved cases were resolved by dismissal**, but there are no disaggregated data regarding the criteria for dismissal, so we cannot analyse, for example, in how many of these cases the perpetrator committed suicide (an aspect relevant for femicide cases, for example).

93 defendants were not sent to trial as a result of dismissal.

FIGURE 32

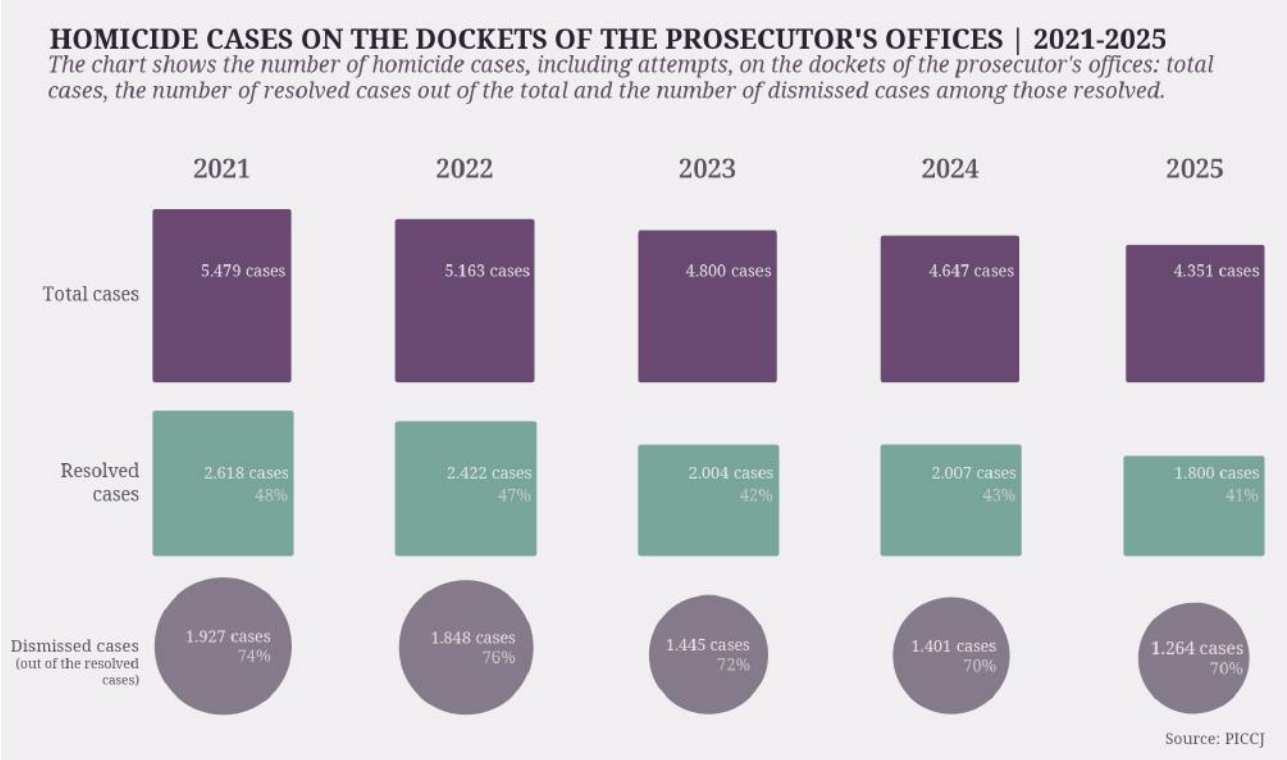

662 defendants were sent to trial in 2025 for the offence of homicide, of whom 231 defendants were charged with the completed form of the offence. 45% of the defendants have their domicile in rural areas, and 55% in urban areas (Figure 33)

Out of the total number of defendants sent to trial, 177 were sent for family violence (art. 199 of the Criminal Code) in the form of homicide (art. 188, art. 189, including attempts). However, it is important to underline that the definition of a family member in the Criminal Code is narrower than that provided in Law no. 217/2003 on preventing and combating domestic violence, and does not include the relationships between the victim and a partner or former partner, **if they do not cohabit**[28].

[28] A comparison between the definition of a family member in Law no. 217/2003 and the Criminal Code can be accessed here, p. 10: https://centrulfilia.ro/new/wp-content/uploads/2025/03/Violenta-sexuala-intre-stigma-si-justitie.-Raport-monitorizare-2025.pdf

DATA FROM THE PROSECUTOR'S OFFICES

FIGURE 33

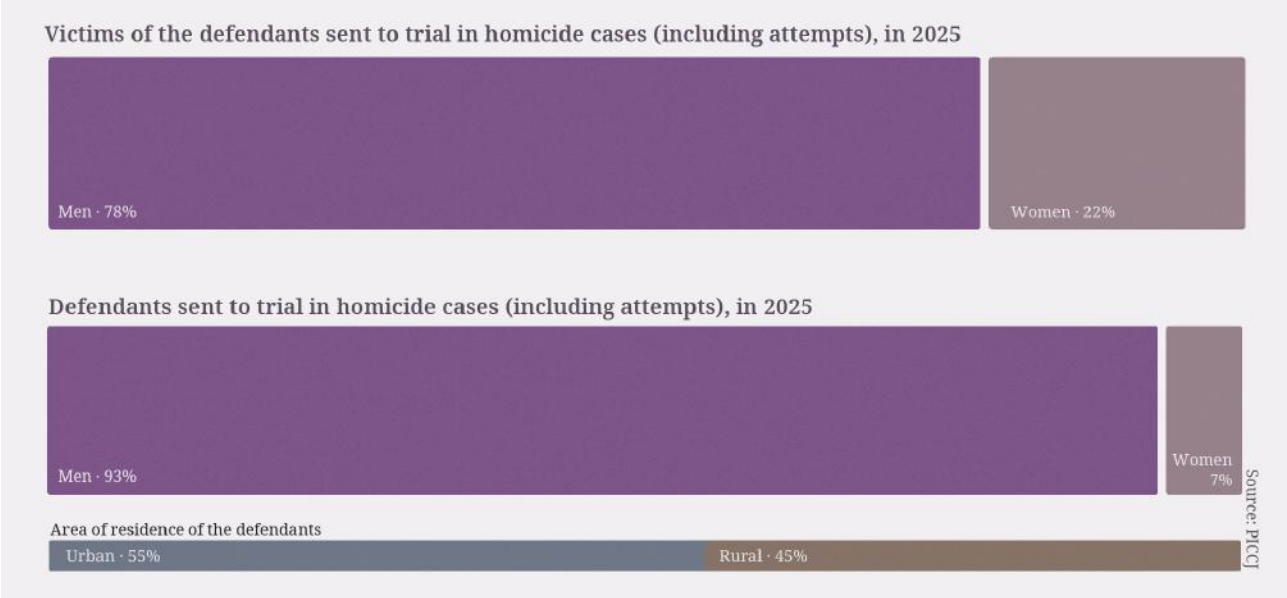

In the case of the 177 defendants sent to trial for homicide offences, 79 defendants committed the offence against their wife/husband or female/male cohabiting partner. There are, however, no data collected for homicide cases committed by partners/former partners who were not living with the victim.

FIGURE 34

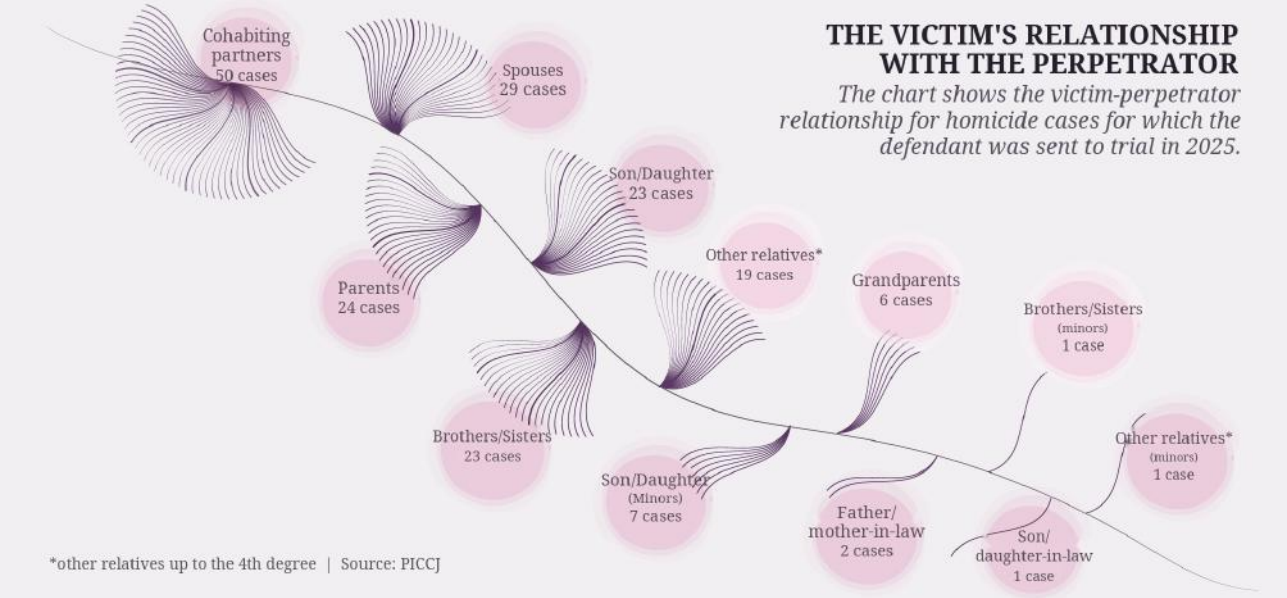

93% of the total number of defendants sent to trial in 2025 for homicide offences are men, while 7% are women. (Figure 33)

Regarding the victims of the defendants sent to trial for homicide offences, these are 78% men and 22% women, an inequality inversely proportional to the homicide offences between family members recorded by the police, where there are 65% female victims and 35% male victims. These data show us that the domestic space remains a space that is, to a greater extent, unsafe for women.

FIGURE 35

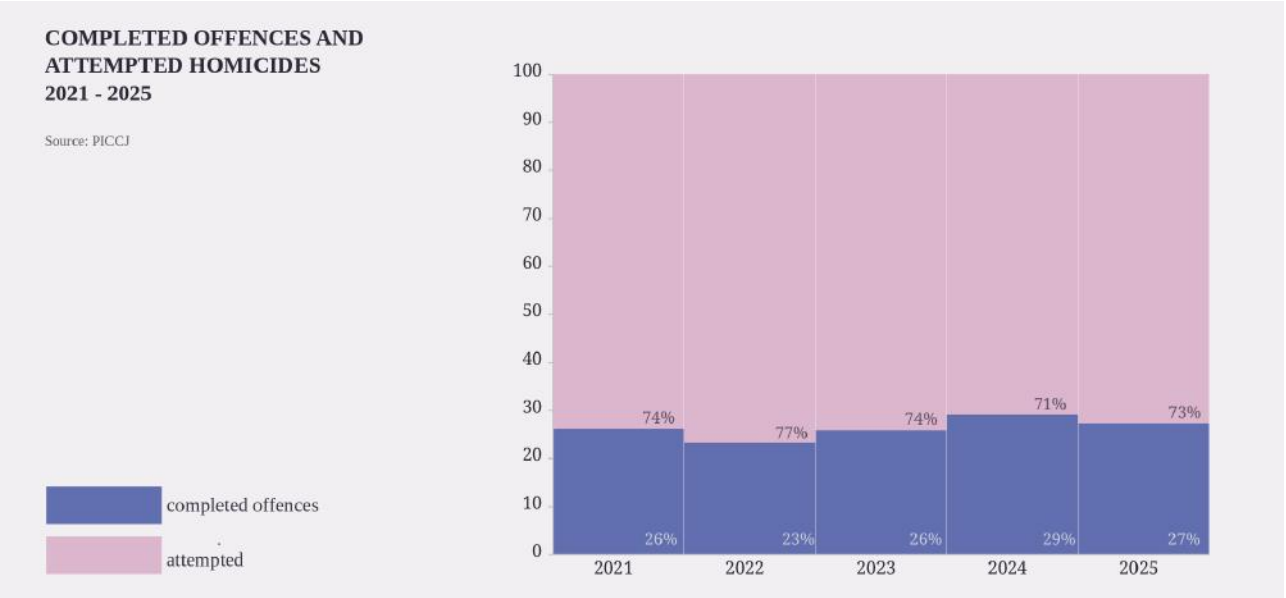

In the absence of data disaggregated by gender in the case of homicides (art. 188, art. 189), blows causing death (art. 195) and other offences followed by the death of the victim, which took place between partners/former partners, compiled by the Prosecutor's Office attached to the High Court of Cassation and Justice, we sent requests to all the Prosecutor's Offices attached to the Tribunals. However, the responses received were extremely varied, many of them mentioning the fact that the requested data (detailed by gender, age, the relationship between victim and perpetrator, the place of commission of the offence) are not collected statistically, and additional processing of the data exceeds the provisions of Law no. 544/2001 on free access to information of public interest. The majority of the responses included minimal indicators - the number of cases resolved by year. One of the responses mentions the fact that *we are in the objective impossibility of providing you with statistical data for the years 2021-2025, since the Prosecutor's Office attached to Tribunal X*[29] *does not hold such statistics that can be generated automatically in the IT records*.

14 Prosecutor's Offices attached to the Tribunals of Brașov, Bucharest, Călărași, Caraș Severin, Giurgiu, Harghita, Ialomița, Satu Mare, Mureș, Prahova, Sălaj, Tulcea, Vâlcea, Vrancea sent detailed responses, but even in their case the indicators were not always comparable. Some Prosecutor's Offices mentioned whether the offence was in completed or attempted form, while others did not; in certain situations the age of the victim and perpetrator was mentioned, in other situations the year of birth.

Apart from these 14 responses, there were also Prosecutor's Offices that sent the data aggregated by year (for example, 5 homicides, 4 victims, 5 defendants, 2 family relationships), which is why we could not identify exactly in how many situations there were partners/former partners or other types of relationships between family members.

[29] Because we wish to underline a structural problem regarding the detailed collection of data, we will not mention the prosecutor's offices that responded partially or not at all to the information requests.

DATA FROM THE PROSECUTOR'S OFFICES

The data from the 14 prosecutor's offices allowed us to look in detail at how many victims were women, respectively men, in the case of the offences mentioned above that took place between partners and former partners, data that cannot be extracted from the information compiled by PICCJ, but which clearly show a strong feminized dimension. The analysed data show that for the 104 cases of homicide and blows causing death recorded at the level of these prosecutor's offices, during the period 2021-2025, 81% of the victims are women and 19% men.

FIGURE 36

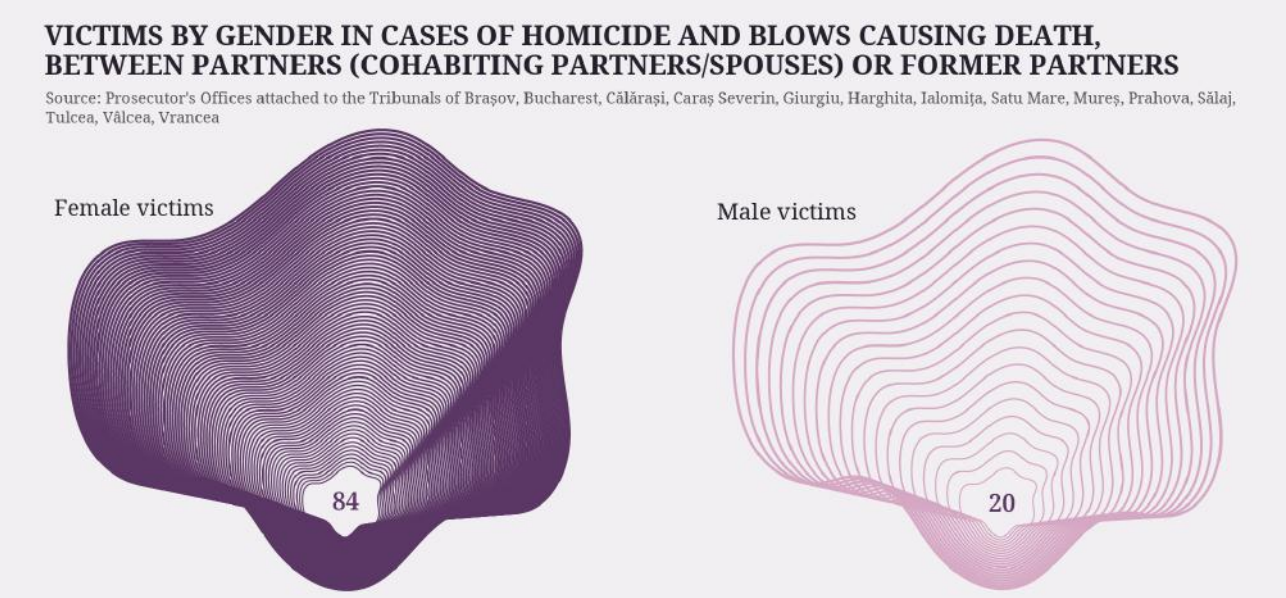

Offences against sexual freedom and integrity

Sexual violence against women and girls or in the context of domestic violence remains one of the most hidden forms of violence. In a society in which there is no sex education and we do not learn about what freely expressed consent involves, in which victim-blaming is still far too often encountered among professionals and the community, where we do not have sufficient accessible services intended for the survivors of violence, offences against sexual freedom and integrity remain underreported. Nevertheless, it can be observed that there is a certain upward trend in the newly entered cases in the case of these offences.

This trend is not obvious because there was a significant amendment of the Criminal Code through Law no. 217/2023, and as of 1 January 2024 the offence of sexual act with a minor disappears (Art. 220) and the new offences of rape against a minor (Art. 218^1), sexual assault against a minor (Art. 291^1) and the determination or facilitation of the carrying out of sexual acts or acts of a sexual nature between minors (Art. 219^2) come into force. Thus, there is a variation regarding the increase or decrease of newly entered cases, depending on each type of case in this sphere, but if we analyse the total number of newly entered cases in the sphere of offences against sexual freedom and integrity, we find an increase of 35% in newly entered cases over 5 years.

FIGURE 37

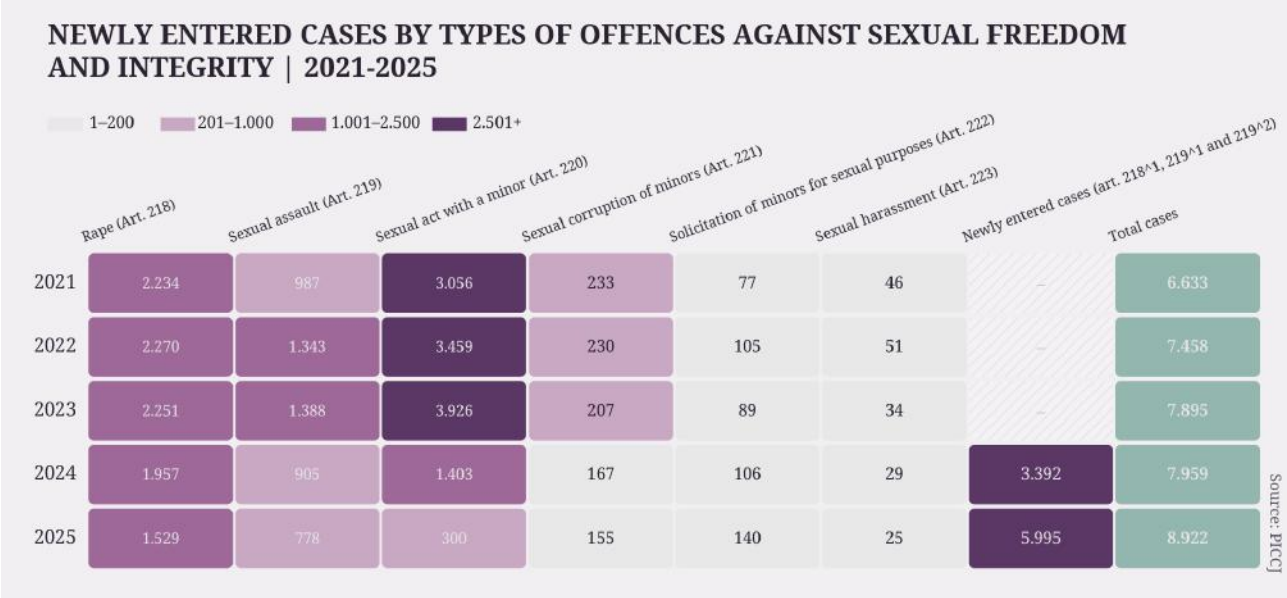

Newly entered cases cannot be correlated exclusively with criminal offences that were committed in that respective year. For example, they may concern criminal offences that were committed in a certain year and reported the following year, where the typology of the offence allows this reporting at a longer interval of time or under certain conditions (for imprescriptible offences, for example, or those that are not conditional on a prior complaint). For this reason there are still cases concerning the offence of sexual act with a minor, newly entered in 2025, although this offence was repealed as of 1 January 2024. Unfortunately, the data are not comparable with the data recorded by the police and we cannot analyse how many of the criminal offences reported to the police correspond to the newly entered cases at the level of the prosecutor's offices. In addition, **there is no traceability of the files in order to be able to follow what happens with a file from notification/ intervention, to the sending or non-sending to trial and the conclusion of the trial before the court**. These data are essential in order to be able to identify and respond to the obstacles encountered by the survivors of gender-based violence on their path towards a safe life and in the process of holding the perpetrator criminally accountable.

Regarding the disaggregation of data by gender, these data are available only for the defendants sent to trial, respectively for the victims of the defendants sent to trial, but there is no correlation of the data that would indicate to us in this situation the year in which the cases were newly entered for which, in the years analysed, namely 2021-2025, the respective defendants were sent to trial. In conclusion, we can analyse the data disaggregated by gender for the victims of the defendants sent to trial, but we will not know the duration of the criminal trial from notification until the sending to trial. For this reason, even though the offence of rape, for example, has only adult passive subjects for the offences committed as of 1 January 2024, for the cases concerning the offence of rape sent to trial in 2024 and 2025, minor victims will continue to appear in a significant proportion (50% of the total number of victims of the defendants sent to trial in 2024, respectively 45% of the total number of victims of the defendants sent to trial in 2025). These data, correlated with the duration of resolving the cases, indicate an excessively long period from notification until the victims see the defendants brought before the court.

Cases concerning the offence of rape

In the case of rape offences, the percentage of resolved cases out of the total cases of this type on the dockets of the prosecutor's offices **decreased from 42% in 2021 to 29% in 2025**.

At the same time, an increase is observed in the percentage of cases concerning the offence of rape that were dismissed, from 74% in 2021 to 79% in 2025. 4 out of 5 resolved cases concerning the offence of rape were resolved by dismissal.

FIGURE 38

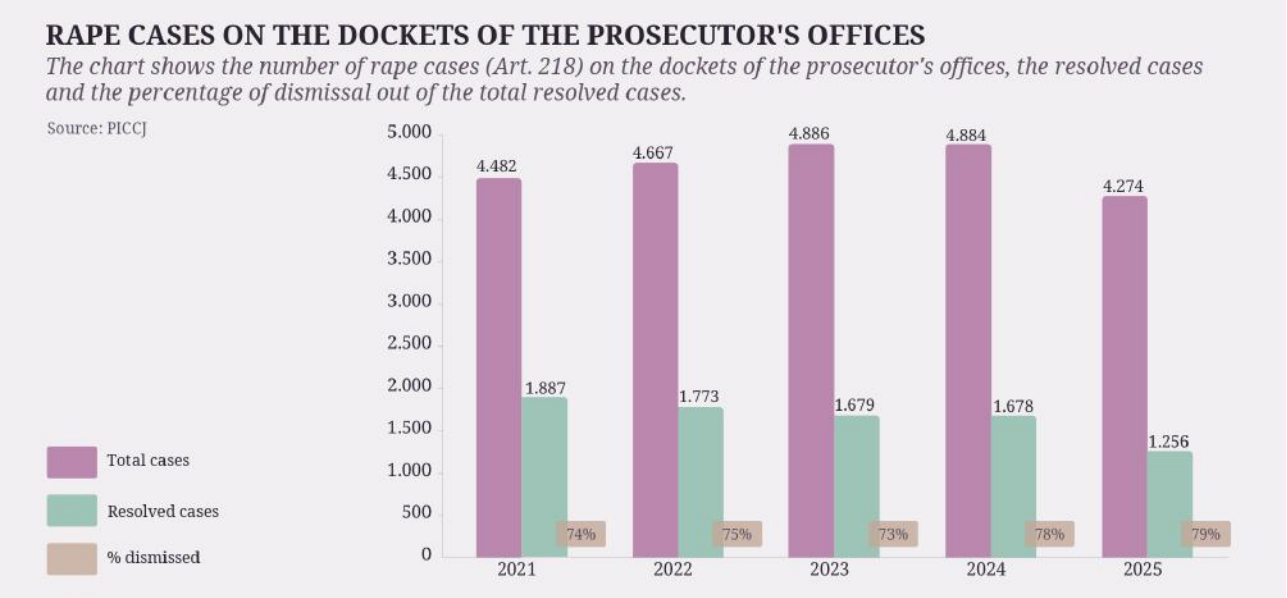

Unfortunately, there are no data disaggregated by the dismissal criteria provided in Art. 16 of the Code of Criminal Procedure, in order to be able to analyse in how many of these cases the dismissal was ordered because the offence does not exist, because it was not committed with the guilt provided by law, the prior complaint is missing, etc.

A disaggregated collection according to these criteria would allow an analysis that would indicate to us the main reasons why the majority of resolved cases are dismissed, the ideal being to also have access to the arguments that led to such a decision.

44% of the resolved cases concerning the offence of rape were resolved within a period of up to 1 year from notification in 2025, while in the case of 53% of these resolved cases the duration of resolution is greater than 1 year, but without having data on the exact interval.

FIGURE 39

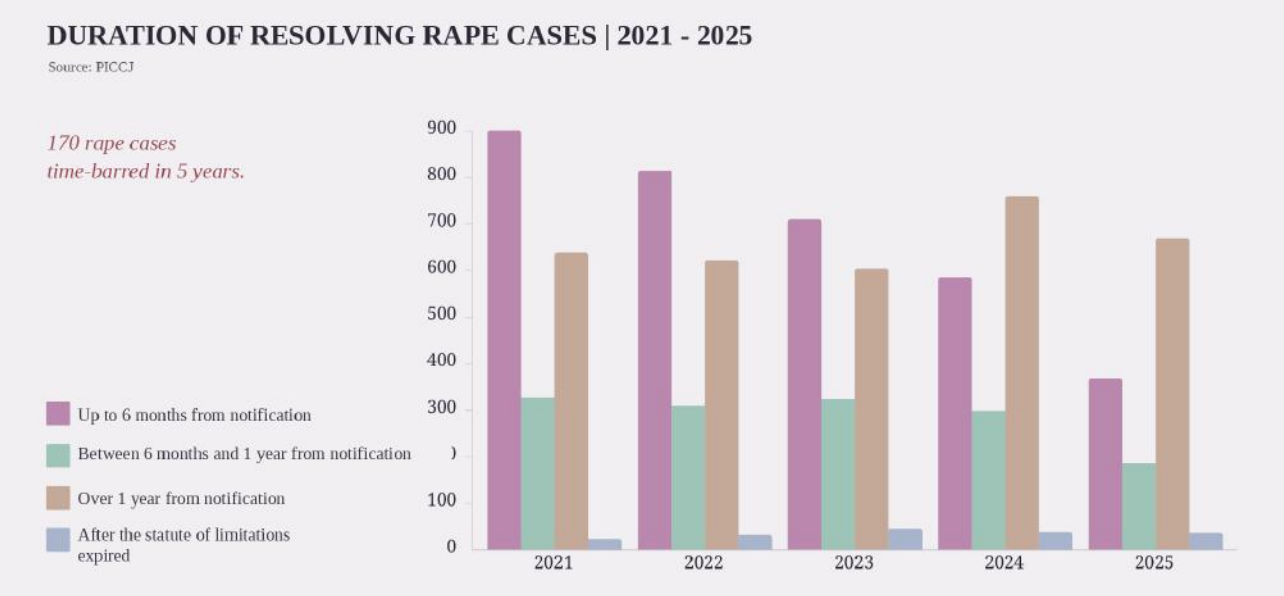

The excessive duration of the criminal investigation led to the statute of limitations intervening in 35 cases concerning the offence of rape, which means that, although the offences were reported, the perpetrators can no longer be held criminally accountable. This represents a failure of the state regarding the delivery of justice within a reasonable time and an additional factor discouraging survivors of sexual violence from requesting the support of the authorities.

During the period 2021-2025, the excessive duration of the criminal investigation led, in total, to the statute of limitations intervening in 170 cases concerning the offence of rape.

FIGURE 40

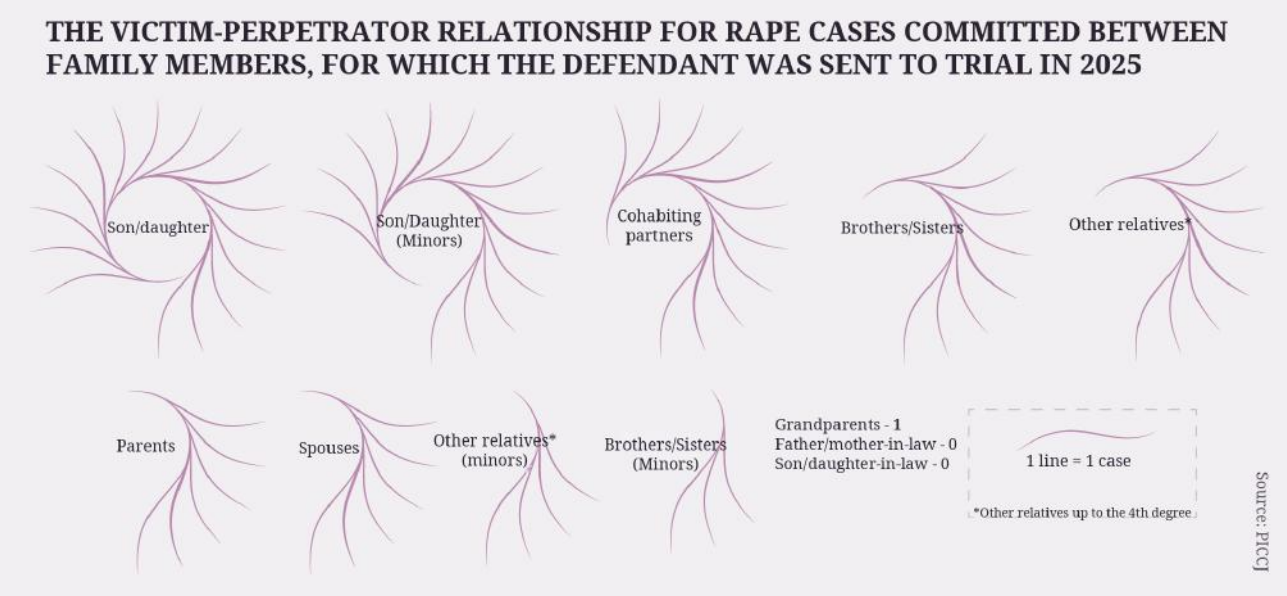

In 2025, 310 defendants (302 men and 8 women) were sent to trial for the offence of rape, with 41 defendants being sent to trial for family violence. Out of the total number of defendants, 45% have their domicile in urban areas and 55% in rural areas.

FIGURE 41

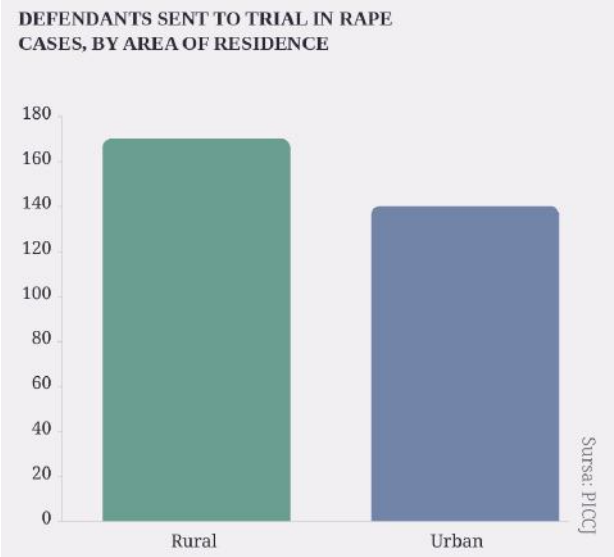

Out of the total number of defendants, 45% have their domicile in urban areas and 55% in rural areas.

In the cases concerning the offence of rape for which the defendants were sent to trial, 261 victims were recorded (16 men, 11 boys, 128 women, 106 girls). 56 of these are victims of family violence, so the offence of rape was committed by a family member, with 21 victims being minors. And in the case of these offences committed between family members we do not know how many victims are women, respectively men. In addition, there are no data to be able to understand how many of the rape offences took place between former partners or partners who do not cohabit.

Cases concerning the offence of sexual assault

Regarding the cases concerning sexual assaults on the dockets of the prosecutor's offices, fewer than 1 in 4 cases were resolved, and of the resolved cases the majority were resolved by dismissal (over 73% of the resolved cases each year).

FIGURE 42

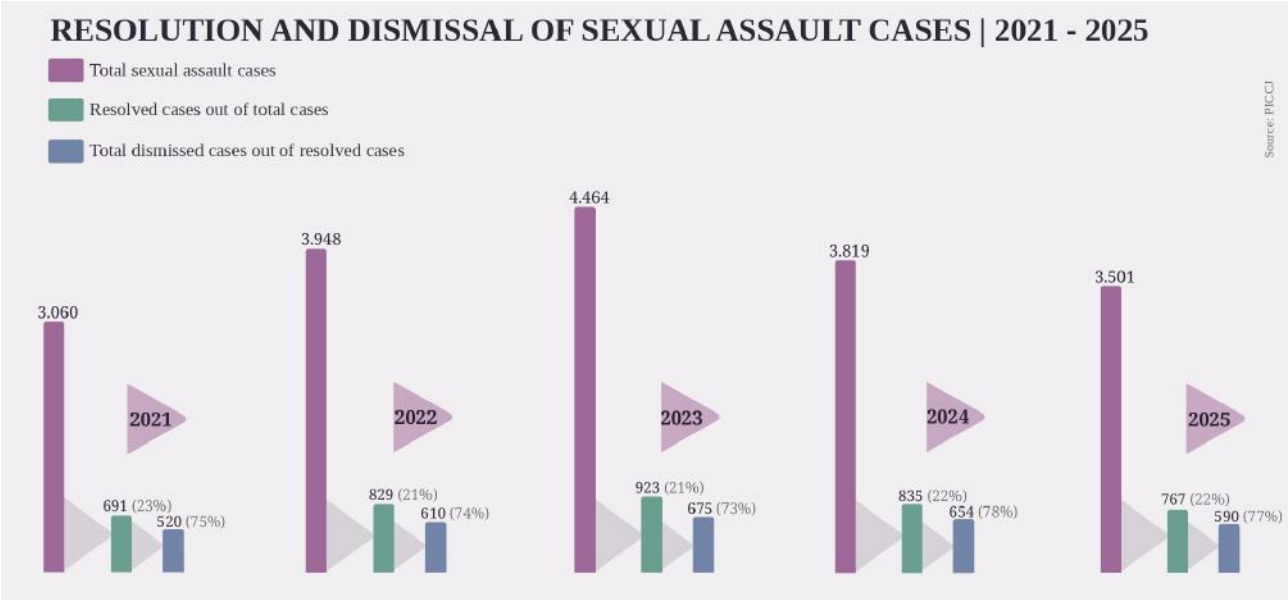

In the case of sexual assaults as well, 61% of the cases resolved in 2025 were resolved within a period of more than 1 year, and in 22 cases the statute of limitations intervened as a result of the excessive duration. During the period 2021-2025, a total of 86 cases concerning the offence of sexual assault for which the statute of limitations intervened are recorded.

FIGURE 43

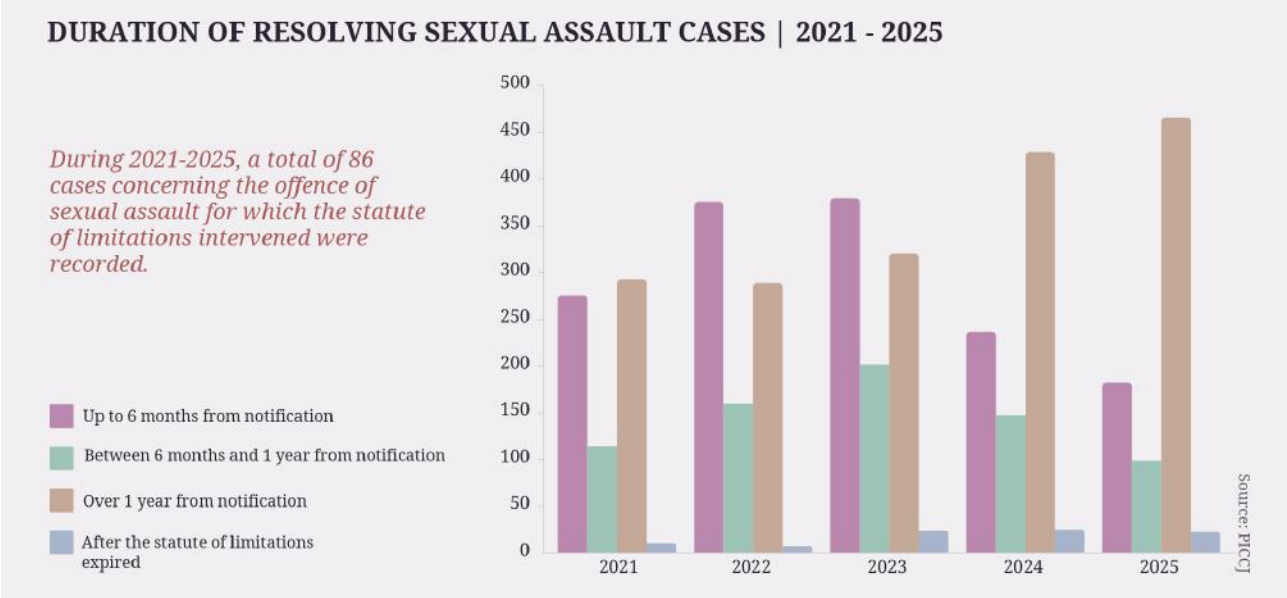

174 defendants were sent to trial in 2025, of whom 171 men and 3 women. Out of the total number of defendants, 16 were sent to trial for sexual assaults committed against a family member.

In the cases in which the defendants were sent to trial there were 173 victims (10 men, 9 boys, 86 women, 68 girls). Out of the total number of victims in the sexual assault cases sent to trial, 43 are victims of family violence, of whom 17 children.

FIGURE 44



The new offences against sexual freedom and integrity

For the offences newly introduced by Law no. 217/2023, the compilation of data at the level of the Prosecutor's Office attached to the High Court of Cassation and Justice is not carried out distinctly, these being communicated in aggregate. We did not receive information broken down by each of the following offences - rape against a minor (Art. 218^1), sexual assault against a minor (Art. 291^1) and the determination or facilitation of the carrying out of sexual acts or acts of a sexual nature between minors (Art. 219^2).

In 2024, 30% of the cases on the dockets of the prosecutor's offices concerning the three types of offences against sexual freedom and integrity were resolved, and in 2025 only 25% of the cases were resolved.

The number of newly entered cases concerning the offences of rape against a minor, sexual assault against a minor and the determination or facilitation of the carrying out of sexual acts or acts of a sexual nature between minors increased by 77%. (Figure 45)

At the same time, even in the case of these serious offences with minor victims, the dismissal rate remains very high - **65% of these cases, which were on the dockets of the prosecutor's offices in 2024, were dismissed, and 69% in 2025**.

The data on the offences in the sphere of sexual violence outline a worrying picture. The resolution rate of the cases on the dockets of the prosecutor's offices is low, and in most cases the solution ordered is dismissal. The excessive duration of the criminal investigation weakens the trust of survivors of violence in justice, and in some cases leads to the intervention of the statute of limitations. The cases that reach the prosecutor's offices are only a part of what exists in reality, and many of the offences remain unreported.

These data analysed together indicate a problem of institutional capacity on the one hand, through the lack of human resources and of a faster course of the files from notification until resolution, and on the other hand convey a message that discourages survivors of sexual violence - the delivery of justice, the holding accountable of the perpetrator, involves a long course, sometimes retraumatizing and uncertain regarding the outcome.

FIGURE 45

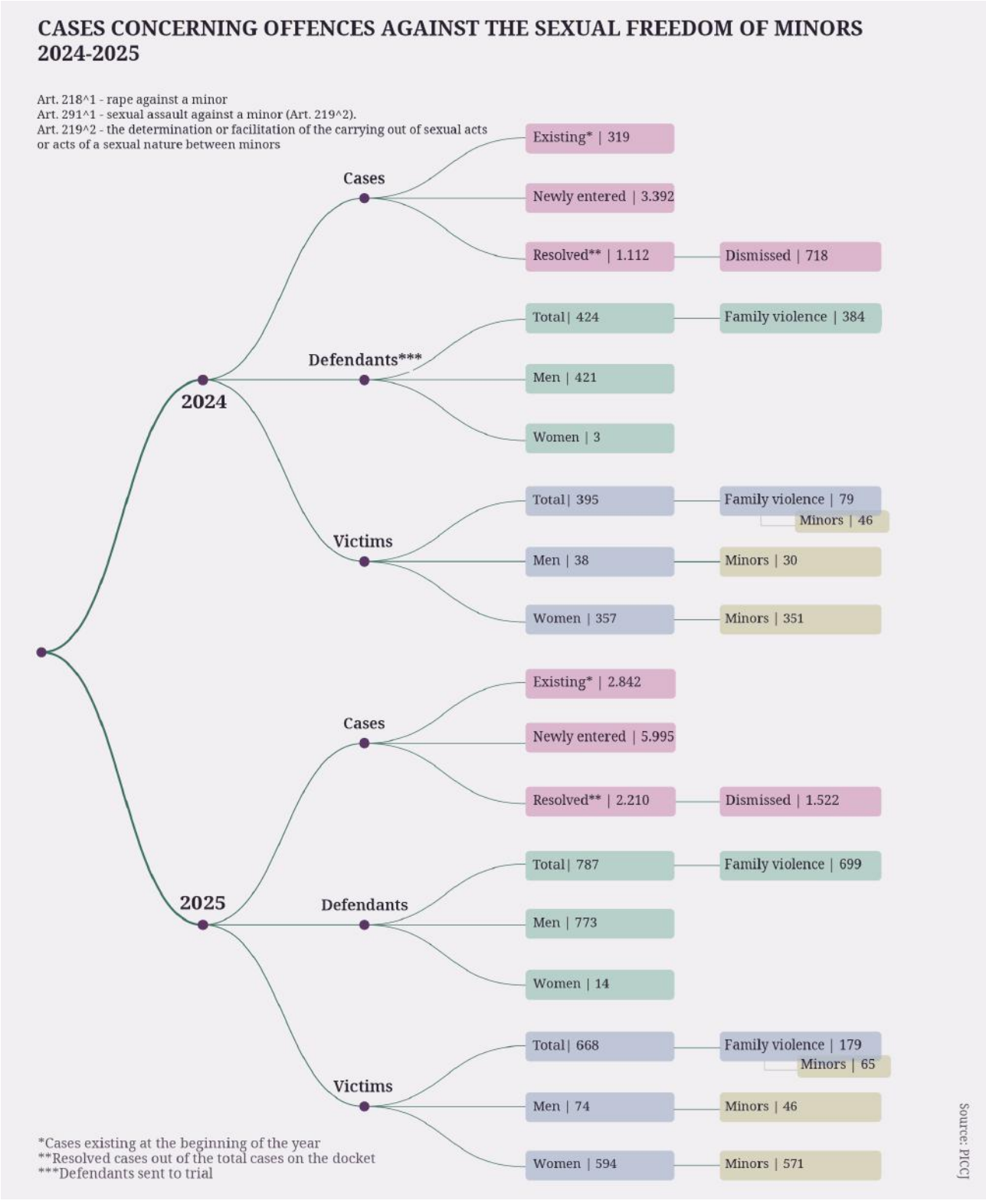
CASES CONCERNING OFFENCES AGAINST THE SEXUAL FREEDOM OF MINORS 2024-2025
Art. 218^1 - rape against a minor
Art. 291^1 - sexual assault against a minor (Art. 219^2).
Art. 219^2 - the determination or facilitation of the carrying out of sexual acts or acts of a sexual nature between minors
2024
Cases
Existing* | 319
Newly entered | 3.392
Resolved** | 1.112
Dismissed | 718
Defendants***
Total| 424
Family violence | 384
Men | 421
Women | 3
Victims
Total| 395
Family violence | 79
Minors | 46
Men | 38
Minors | 30
Women | 357
Minors | 351
2025
Cases
Existing* | 2.842
Newly entered | 5.995
Resolved** | 2.210
Dismissed | 1.522
Defendants
Total| 787
Family violence | 699
Men | 773
Women | 14
Victims
Total| 668
Family violence | 179
Minors | 65
Men | 74
Minors | 46
Women | 594
Minors | 571
*Cases existing at the beginning of the year
**Resolved cases out of the total cases on the docket
***Defendants sent to trial
Source: PICCJ

ANALYSIS OF STATISTICAL DATA ON HUMAN TRAFFICKING



Human trafficking at national and European level

In European statistics, **Romania remains among the states with a high number of identified victims**, even if its relative position fluctuates depending on the accelerated increases reported by other member states.

Regarding the number of victims of sexual exploitation, Romania was among the top five EU member states during the period 2021-2024, and for labour exploitation it ranked between 10th and 13th.

FIGURE 46

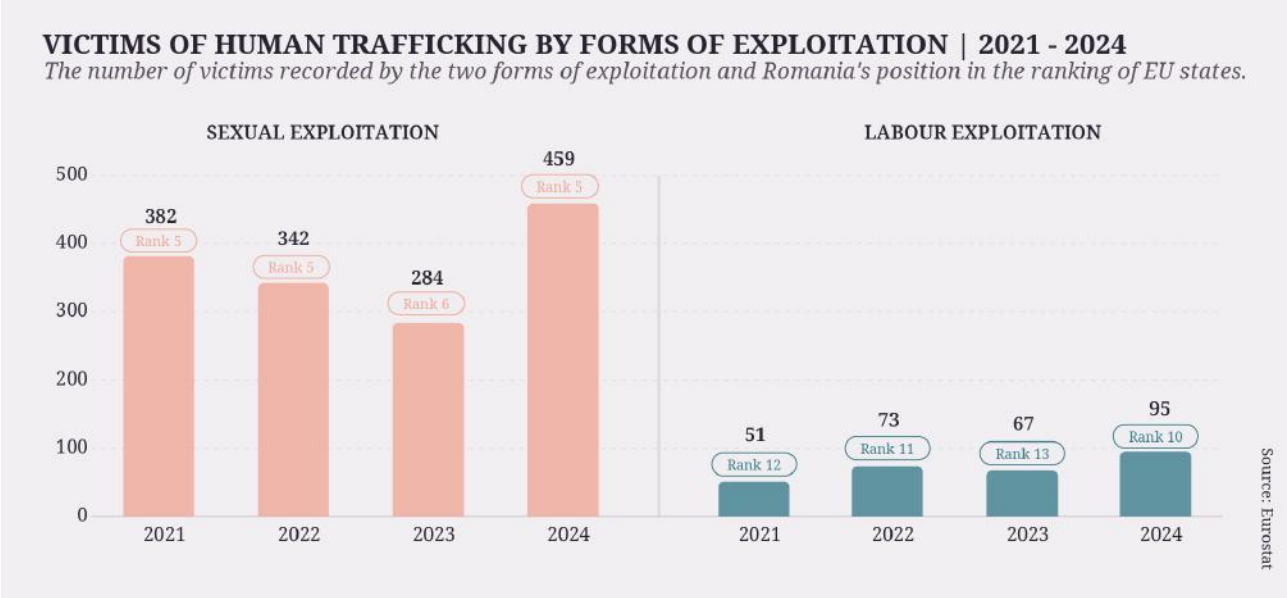

Regarding the number of identified minor victims, Eurostat data confirm that Romania is consistently among the leading member states of the European Union. In 2021 and 2024, Romania ranked 2nd in terms of the number of identified minor victims, and in 2023, 3rd.

Girls consistently represent the overwhelming majority of minor victims, a phenomenon directly correlated with the scale of sexual exploitation and child pornography.

This trend reflects structural vulnerabilities related to poverty, school dropout, domestic violence, gender-based violence, adverse childhood experiences, as well as the lack of access to protection services and increased exposure in the online environment.

FIGURE 47

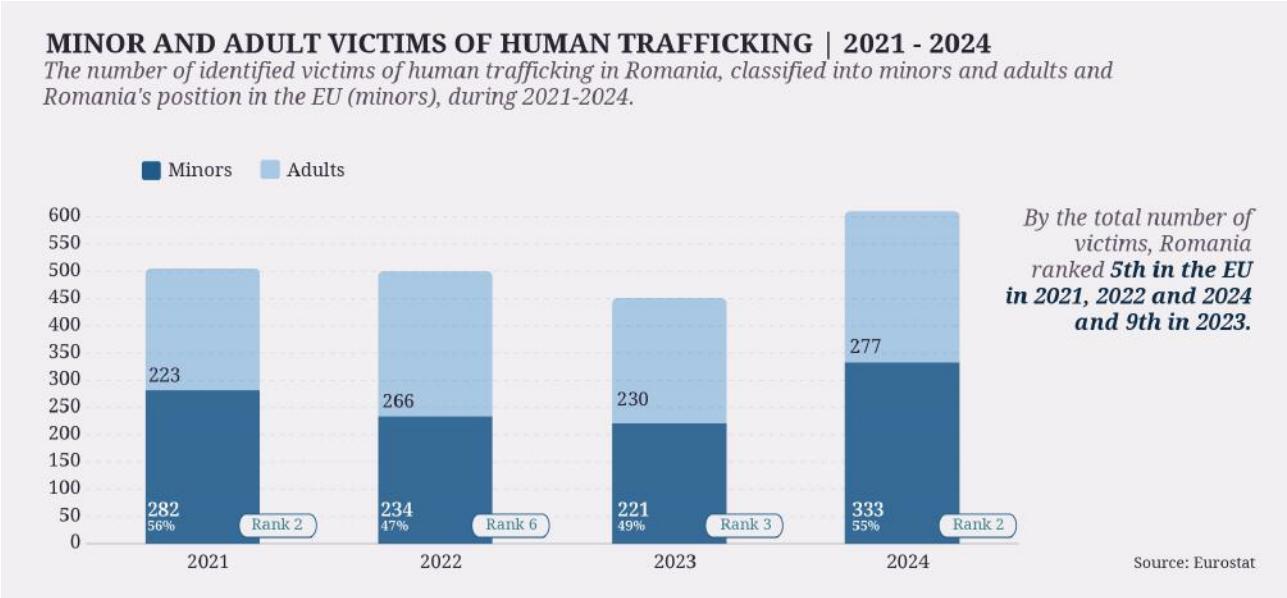

The analysis of the data aggregated at the level of the European Union for the interval 2013-2023 reveals a critical positioning of Romania as the main country of origin of victims of human trafficking, Romanian citizens constituting the most numerous demographic group identified, with a total of **12,166 victims**.

This value represents a significant share (approximately 14.6%) of the general total of 83,355 victims identified at EU level, exceeding by wide margins the next ranked nationalities (Nigeria and France)[30].

FIGURE 48

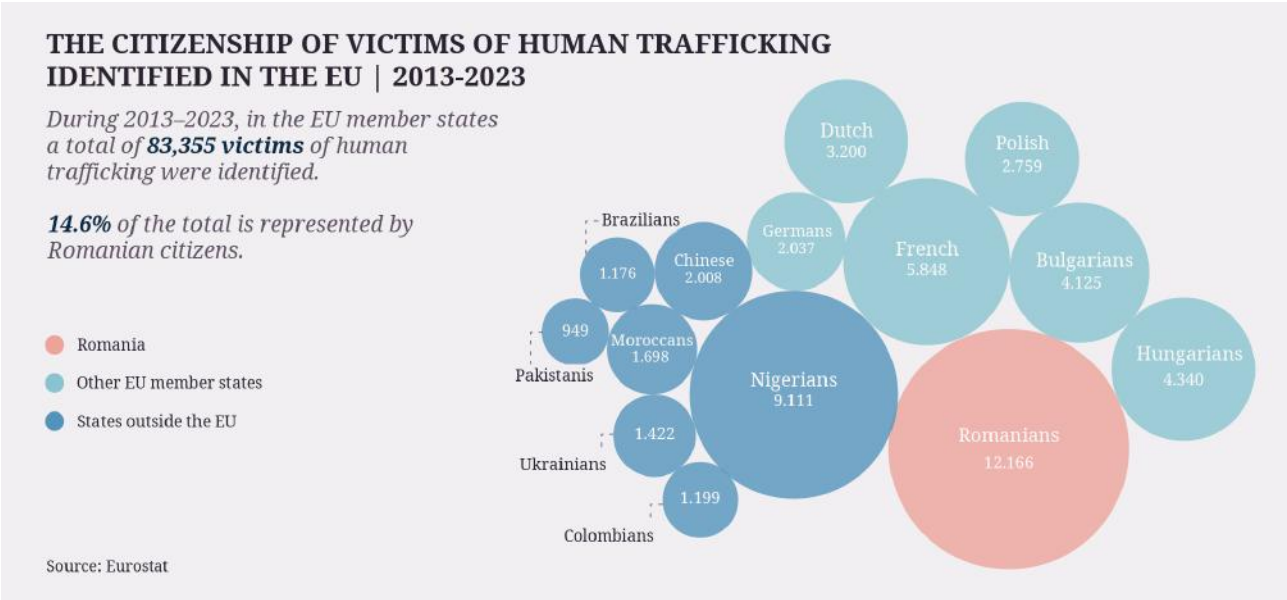

A mirror analysis of these data with the national statistics provided by ANITP reveals a discrepancy in the records: while at European level a total number of victims of Romanian citizenship of 12,166 was reported, identified throughout the European Union during the period 2013-2023, the national authorities reported in the same period a total of 7,170 victims of Romanian citizenship (excluding victims of foreign citizenship identified in Romania). This difference of approximately 5,000

[30] Eurostat, Trafficking in human beings, Luxembourg: Publications Office of the European Union, 2025, link

persons (a gap of ~41% compared to the European figure) underlines the predominantly transnational nature of human trafficking. However, the discrepancy between the data should not be interpreted only as the result of a failure to refer victims of Romanian citizenship identified in other countries to the institutions in Romania, since some of the victims identified abroad may have their permanent residence in the states where they were identified and, therefore, may not be included in the national monitoring system. In this context, the harmonization of data collection methodologies and the strengthening of information exchange between national and foreign authorities remain essential for the correct assessment of the phenomenon[31].

A relevant indicator from the Eurostat data is the dataset on persons involved in the offence of human trafficking, regardless of procedural status. For Romania, their number significantly exceeds the number of identified victims, with over 1,400 persons reported in 2021 and approximately 800-850 in the following years.

It is essential to underline that the available statistical data reflect exclusively the visible part of the phenomenon. The methodological differences between the national databases and EUROSTAT, as well as the variations in institutional capacity between member states, require a cautious interpretation of international comparisons.

[31] Eurostat, Trafficking in human beings, Luxembourg: Publications Office of the European Union, 2025, link; ANITP Reports 2013-2023 link.

DATA FROM ANITP

Data concerning victims of human trafficking

For the analysis carried out in this chapter, the open databases of ANITP for the years 2021-2025 were used[32].

Victims of human trafficking, of trafficking of minors and of child pornography during the period 2021-2025.

Analysing the open data of ANITP for the period 2021-2025, an increase is observed in the number of identified victims in 2024 and 2025 compared to previous years (Figure 49). **This evolution indicates an increase in the capacity to identify victims, in the context of the adoption, in 2023, of an updated version of the National Mechanism** of 31 January 2023 for the Identification and Referral of victims of human trafficking (MNIR), approved by Government Decision no. 88 of 31 January 2023[33], which defines the course of the detection and signalling of a potential trafficking case and the responsibilities of the different actors, in particular of certain professional categories which, by the nature of the work they carry out, might encounter potential victims of human trafficking.

FIGURE 49

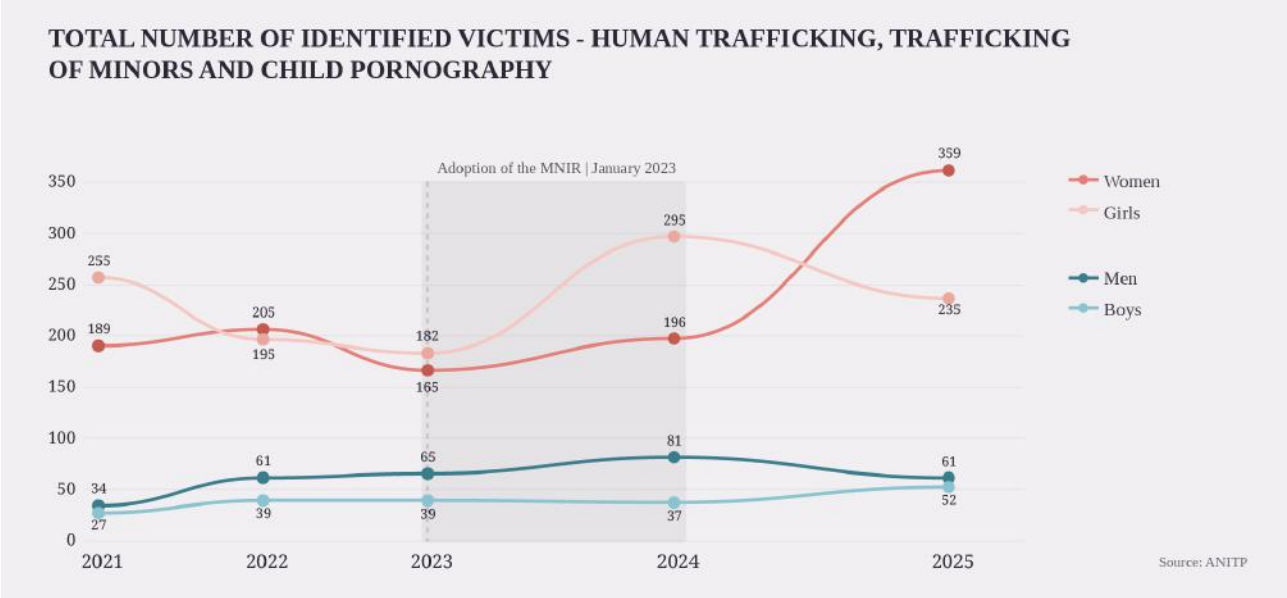

In this context, the increase in the number of identified victims may be associated with an improvement in the mechanisms of identification and reporting. The strengthening of inter-institutional cooperation, the implementation of the new National Identification and Referral Mechanism, as well as the training sessions dedicated to specialists, can have a direct impact on the capacity to detect victims and on their inclusion in the official records. At the same time, the evolution could also reflect transformations of the criminal phenomenon, especially in the online environment, where the increased exposure of minors and the diversification of the methods of exploitation have contributed to the increase in the number of identified cases.

[32] ANITP open data 2024-2025, link.

[33] The National Mechanism of 31 January 2023 for the identification and referral of victims of human trafficking, approved by Government Decision no. 88 of 31 January 2023, link.

Figure 50 highlights the fact that, across the entire period analysed, the distribution of identified victims is balanced between minors and adults: **49% of the victims are minors, and 51% adults.** This distribution shows that the phenomenon of human trafficking affects, to a comparable extent, both children and the adult population.

In the case of minors, the high share indicates the increased vulnerability of children in the face of exploitation and trafficking. Exposure in high-risk environments or in the online environment can amplify the risk of victimization and can facilitate the recruitment and control exercised by traffickers[34].

FIGURE 50

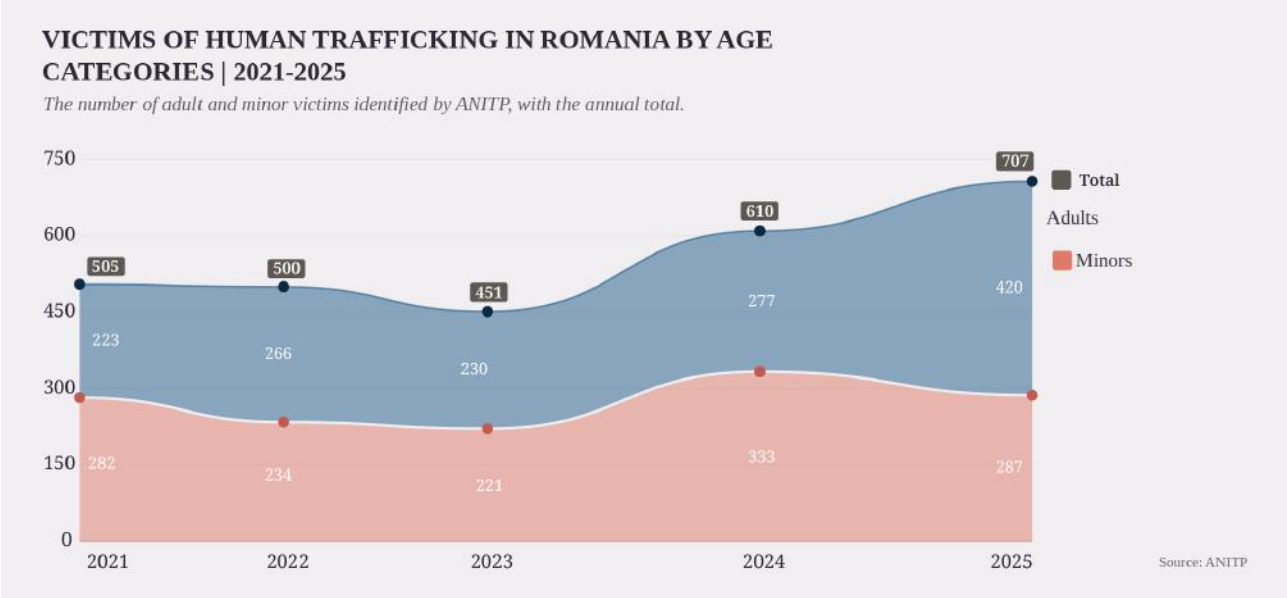

In order to understand more clearly the scale of the phenomenon of trafficking of minors in Romania, this is further analysed from a comparative perspective with the situation at European Union level. To this end, the data for the period 2021-2024 are taken into account, since Eurostat does not yet provide complete information for 2025 at the time of drawing up this report[35].

The data presented in Figure 51 show that, in **Romania**, during the period 2021-2024, **minor victims** of Romanian citizenship recorded by ANITP total 1,070 cases, representing 52% of the total victims identified at national level. In contrast, **at European Union level**, in the same period, minor victims represented approximately 17% of the total victims of human trafficking identified. **The results highlight a disproportionately high risk of victimization of minors in Romania compared to the EU average.**

[34] European Commission, Report from the Commission to the European Parliament, the Council, the European Economic and Social Committee and the Committee of the Regions on the progress made by the European Union in combating trafficking in human beings (fifth report), Brussels, COM(2025) 8 final, p. 6. link.

[35] EUROSTAT, Victims of trafficking in human beings by sex and age, link.

FIGURE 51

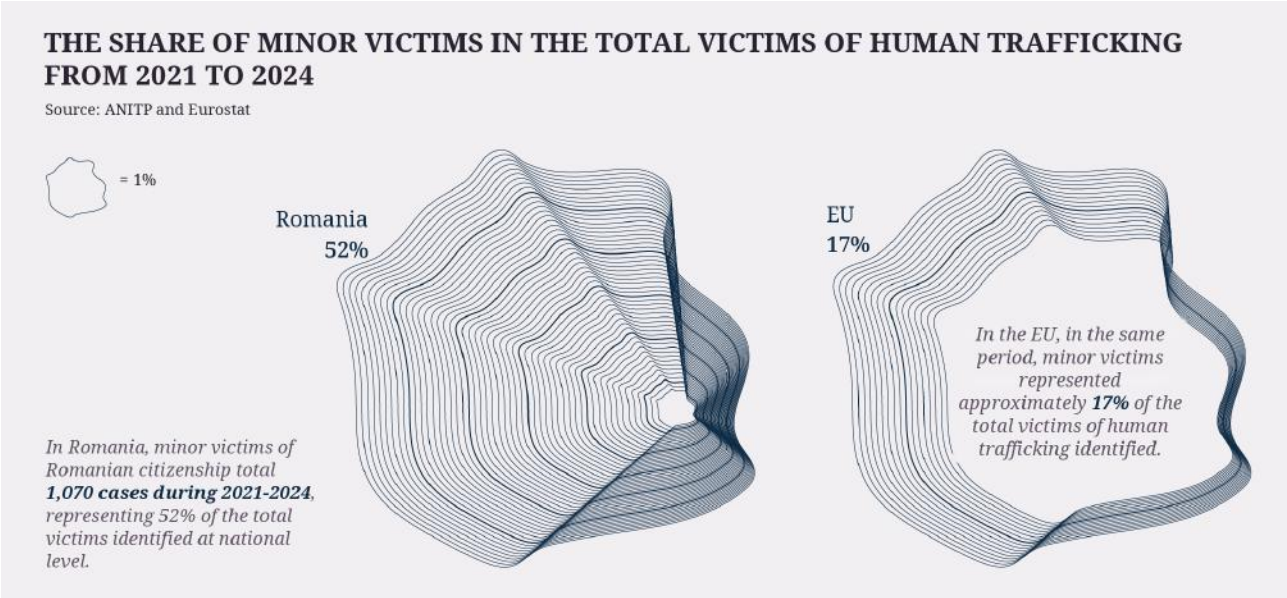

During the period 2021-2025, **the number of female victims (2,276) was approximately 4.6 times higher than that of male victims** (496).

In 2025, the ratio between identified victims was approximately 1 male victim to 3 female victims.

FIGURE 52

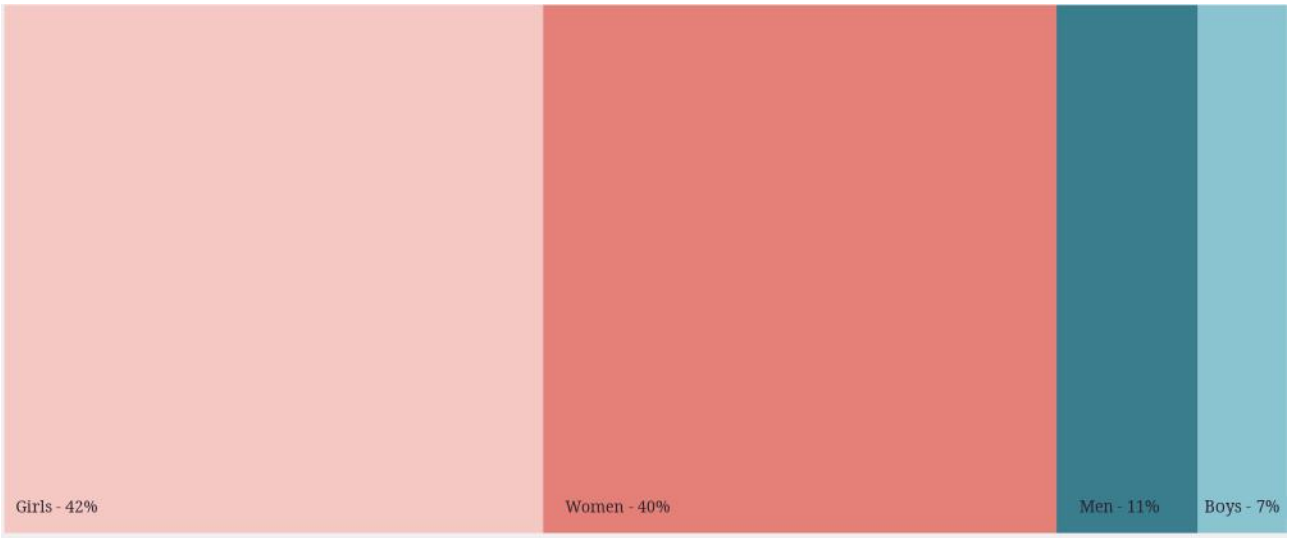

The total number of victims identified of human trafficking, trafficking of minors and child pornography, registered by ANITP (2021-2025), broken down by gender and age

Types of exploitation

The ANITP data indicate that **sexual exploitation represents the most frequent form of exploitation among identified victims**. Out of the total of 2,773 victims recorded during the period 2021-2025, approximately 73% were subjected to sexual exploitation. As of 2024, the ANITP data highlight separately the victims of child pornography from those of sexual exploitation, but in Figure 53 these two categories are presented cumulatively in order to facilitate comparative analysis.

FIGURE 53



The other types of exploitation in descending order are **labour exploitation** (13%), **forcing into begging** (6%), and **forcing into the commission of offences** (0.5%).

In addition, during the period analysed, the ANITP data highlight 155 cases of attempted exploitation of any type, representing about 6% of the total.

FIGURE 54

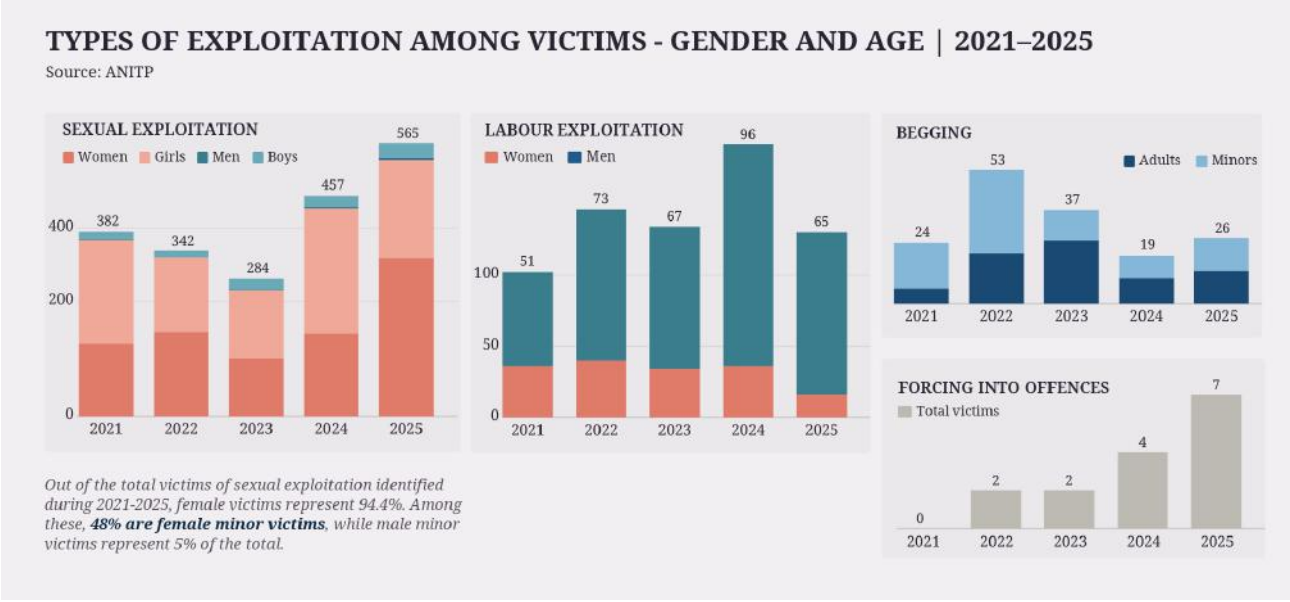

Sexual exploitation

Out of the total victims of sexual exploitation identified during the period 2021-2025 (**73% of the general total of victims**), an overwhelming predominance of female victims is observed, these representing 94.4% (Figure 54). Among these, **48% are female minor victims**, while male minor victims represent 5% of the total (Figure 55). This distribution highlights a significantly greater vulnerability among girls and women, which indicates that **sexual exploitation** has a **strong gender and age dimension**. The high percentage of minors suggests early exposure to risks and possible deficiencies in the prevention and protection mechanisms.

At the same time, the low share of male victims does not exclude the vulnerability of this group, but rather indicates a possible underreporting or differences in the identification and reporting of cases. Overall, the data suggest the need for targeted interventions, with an emphasis on the protection of girls, the strengthening of early identification mechanisms and the development of prevention programmes adapted differently by gender and age.

FIGURE 55

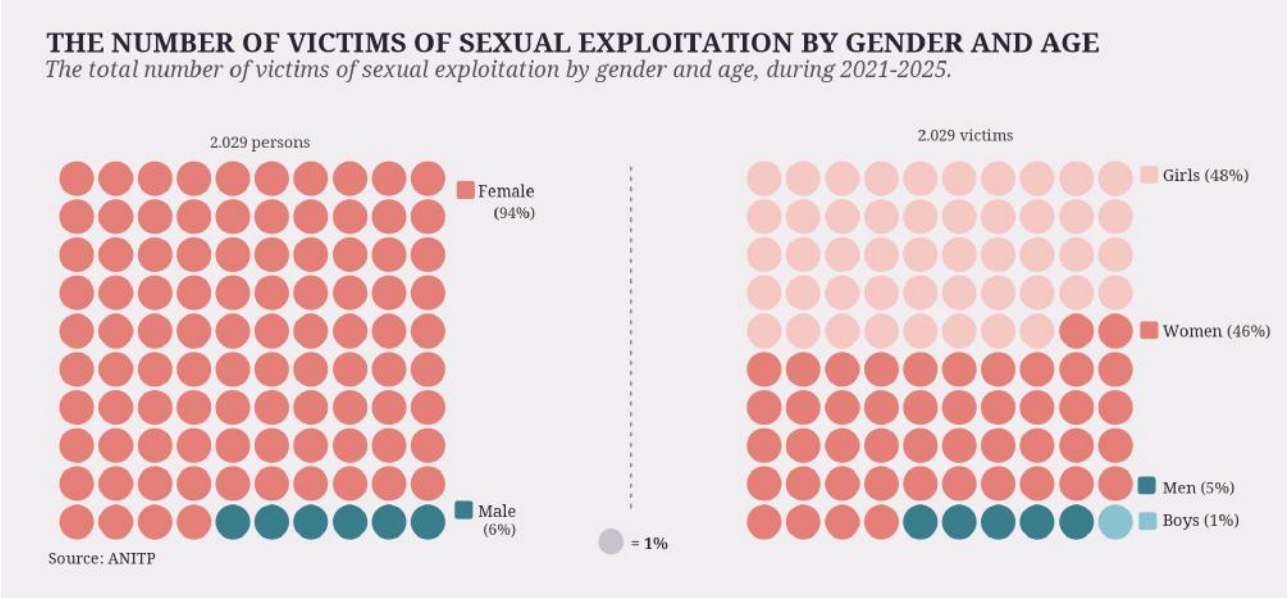

Labour exploitation, begging and others

Regarding **labour exploitation**, a constant increase is observed in the number of identified victims between 2021 and 2024, from 51 to 96 cases, followed by a decrease in 2025, when 65 cases were recorded. Across the entire period 2021-2025, labour exploitation represents approximately 13% of the total forms of exploitation identified. Unlike sexual exploitation, where the victims are predominantly female, in the case of labour exploitation male victims predominate.

Regarding **exploitation through begging**, the data highlight variations from one year to another. In 2025, 26 cases were recorded, more than in 2024, but below the level reported during the period 2022-2023. The distribution of victims was equal between adults and minors, with 13 cases for each category. Also in 2025, an increase is noted in the number of victims exploited by being forced to commit offences, with 7 cases being reported, above the level of previous years. For the interval 2024-2025, ANITP also reported separately **8 cases of being held in slavery, respectively 7 cases of marriage of convenience and/or forced marriage**. The distinct appearance of these categories may be associated with the changes introduced by the new European directive in the field of human trafficking[36], which explicitly includes these forms of exploitation and which is to be transposed into national legislation in 2026. It is possible that, in previous years, such situations were classified under the category *other types of exploitation*.

[36] Directive (EU) 2024/1712 of the European Parliament and of the Council of 13 June 2024 amending Directive 2011/36/EU on preventing and combating trafficking in human beings and protecting its victims, link.

Human trafficking on the territory of Romania

The largest part of the victims identified during the period analysed, 1,845 out of 2,774 **(67%) were exploited on the territory of Romania**. Although exploitation frequently takes place on national territory, the ANITP data highlight the maintenance of an important transnational component of the phenomenon, with approximately one third of the victims (33%) being **exploited in other European states** (Figure 56).

In 2025, an increase is observed in the number of victims exploited outside the country compared to previous years (255 victims, respectively 36%, compared to 29% in 2023 and 25% in 2024), which may indicate **the persistence of cross-border exploitation networks** and the need to strengthen international cooperation in preventing and combating human trafficking.

FIGURE 56



Regarding the types of exploitation to which the victims identified on the territory of Romania were subjected, the ANITP data for the period 2021-2025 show that sexual exploitation represents 76% of the total cases, which highlights the scale of this phenomenon in relation to the other forms of exploitation. The 76% percentage includes both sexual exploitation and child pornography, because cases of child pornography are reported separately by ANITP only as of 2024, a fact which does not allow a separate analysis for the entire period analysed. The other **24% of the cases include forms such as labour exploitation, forcing into begging** and **attempts at exploitation** (Figure 57). Also, a significant increase is observed in the total number of identified victims in 2024 and 2025, of **approximately 50%** compared to previous years.

FIGURE 57

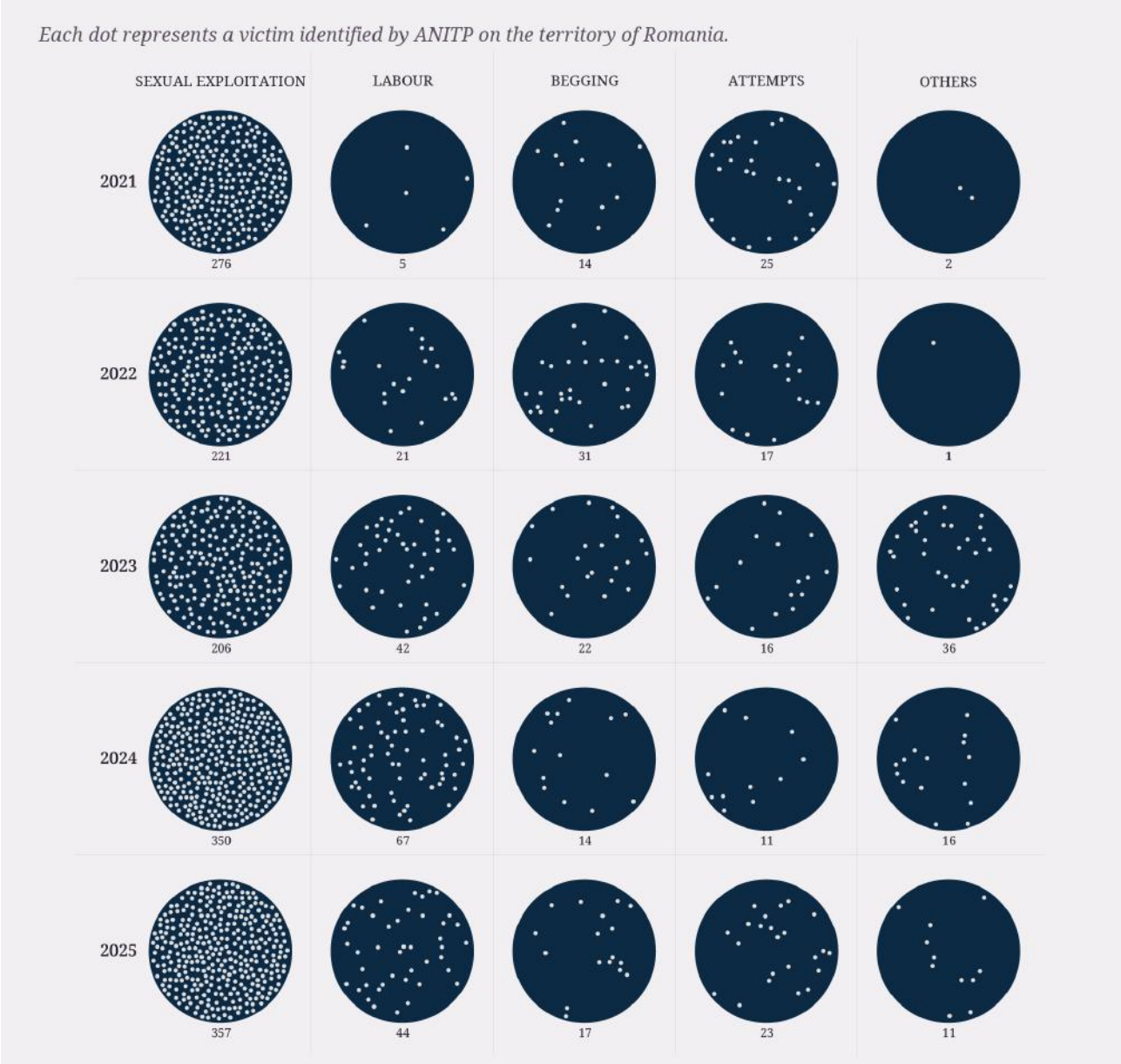

Environment of origin

Regarding the environment of origin of the victims, the data indicate a relatively balanced distribution between urban and rural areas. The average for the period 2021-2025 shows that **46% of the victims come from urban areas** (including the municipality of Bucharest), and **54% from rural areas** (Figure 58). These data highlight the fact that the vulnerabilities associated with human trafficking, trafficking of minors and child pornography are present in both environments, which underlines the need to develop **prevention and awareness campaigns adapted to each context**.

FIGURE 58



Counties of origin

Regarding the territorial distribution of victims of human trafficking, trafficking of minors and child pornography, both adults and minors, the ANITP data from the period analysed 2021-2025 show that **Bucharest-Ilfov ranks consistently first in the ranking of counties** in terms of the number of identified victims, with the exception of 2023.

FIGURE 59



On a cumulative level for the same period, **Bacău county ranks second**, with 184 identified victims, followed by **Dolj** (165), **Brașov** (130) and **Constanța** (115). Together, these five counties (see Figure 60) concentrate 871 victims, representing approximately 31% of the total victims identified during the period analysed.

DATA FROM ANITP

FIGURE 60



This territorial concentration suggests the existence of local and regional factors that can influence **vulnerability to trafficking** (such as population density, internal and external migration, the level of socio-economic development) or **the presence of transit and exploitation routes**. At the same time, the data may also indicate differences in the institutional capacity to identify and report cases between counties.

These factors have several relevant implications both for understanding the phenomenon and for formulating prevention and intervention policies. Firstly, the concentration of a high number of victims in Bucharest-Ilfov may indicate the role of this area both as a space of recruitment and exploitation and as the main urban centre in which the institutional capacity for identification is higher.

In the case of counties such as Bacău, Dolj, Brașov and Constanța, the high number of identified victims may reflect the combination of **persistent socio-economic vulnerabilities** and the existence of **transit, migration or exploitation routes**. At the same time, the constant concentration of cases in the same counties may suggest the existence of **organized crime networks or groups** that carry out recruitment and exploitation activities repeatedly and systematically, taking advantage of the economic and social vulnerabilities existing at local level.

In the case of Brașov and Constanța counties, the **tourist character** of these areas may represent an additional risk factor. The presence of a high flow of tourists, of the hospitality industry and of an increased demand for sexual services and seasonal labour can create contexts favourable to sexual exploitation and labour exploitation.

Another interpretation is related to the high capacity to identify victims by the authorities in the mentioned counties.

The fact that only five counties concentrate approximately 31% of the total identified victims indicates an uneven distribution of the phenomenon at national level. This suggests the need for targeted territorial interventions, adapted to the local specificity, instead of uniform measures applied at national level.

The data also highlight the importance of strengthening local mechanisms of prevention and early identification in the counties with a higher number of identified victims, through collaboration between schools, social services, local authorities, police, non-governmental organizations and other relevant actors. The differences between counties may also reflect different levels of identification and reporting of cases, which raises the issue of a possible under-identification in other areas of the country.

Human trafficking in a transnational context

Regarding the victims exploited outside Romania, it is observed that the main countries of destination during the period 2021-2025 were states from Western and Central Europe. Across the entire period analysed, the most victims identified were exploited in **Germany** (194 cases - **21% of the total victims exploited transnationally**), followed by the **United Kingdom** (184 cases - 20%) and **Italy** (108 cases - 12%). High values are also observed in **Austria** (63 cases - 7%), **France** (55 cases - 6%), **Switzerland** and **Spain** (5%). The data suggest the existence of **relatively constant exploitation routes** towards Western European states, which indicates the persistence of the transnational dimension of the phenomenon. On the other hand, the data show significant fluctuations from one year to another in the case of certain states, which may indicate both **changes in the exploitation routes used by trafficking networks** and variations in the capacity of the authorities to identify and report victims.

FIGURE 61



DATA FROM ANITP

In 2025, the same European states continue to be the main destinations for victims of human trafficking originating from Romania, to which are added **Denmark and the Netherlands**, with an increase in the number of identified victims compared to previous years.

FIGURE 62



In the case of human trafficking with a cross-border dimension during the period 2021-2025, it is observed that, similar to the situation at national level, **sexual exploitation represents the main form of exploitation**, **with 66% of the total victims** (616 out of 928). It is followed by labour exploitation (19%), with a higher share than in internal trafficking, then forcing into begging and attempts at trafficking (7% each), and other forms of exploitation represent 1%.

FIGURE 63

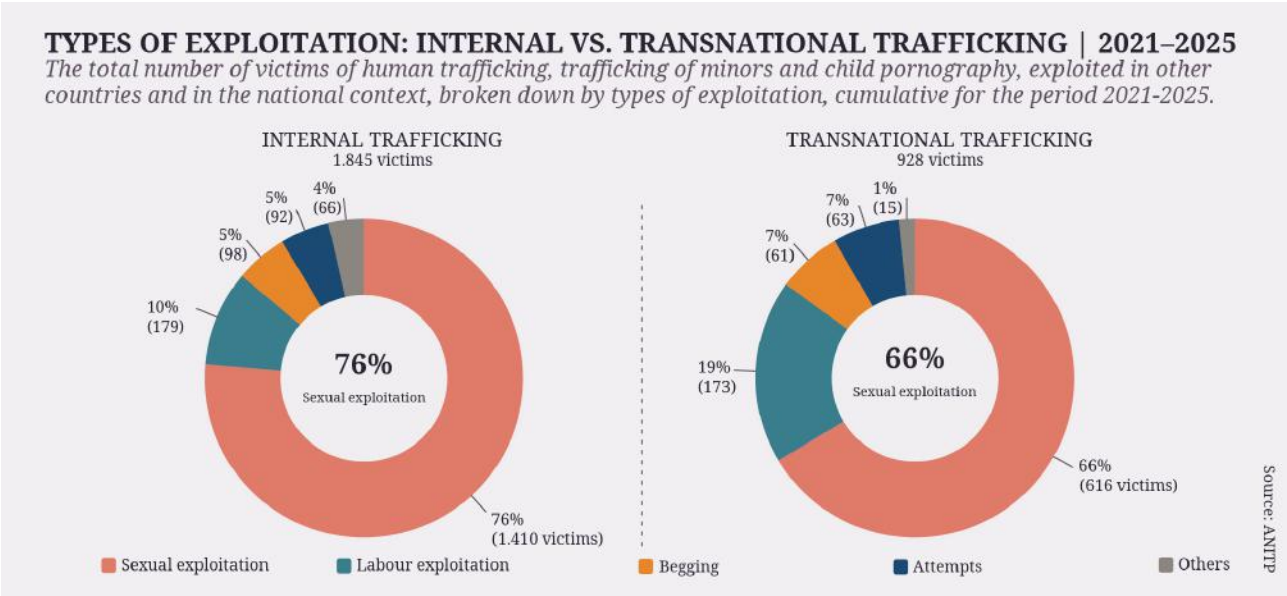

The annual evolution shows a significant increase in sexual exploitation in 2025 (208 victims - approximately double compared to previous years), in parallel with a decrease in cases of labour exploitation and begging. This dynamic may reflect a real intensification of sexual exploitation in a transnational context, possibly **influenced by the increase in demand on the exploitation markets**, but also variations in the capacity to identify victims, the prioritization of certain types of exploitation by the authorities or changes in the reporting mechanisms. **The reduction in the number of identified cases of labour exploitation and begging does not necessarily indicate a decrease in the phenomenon, but may also suggest the underreporting of less visible forms of exploitation.**

FIGURE 64

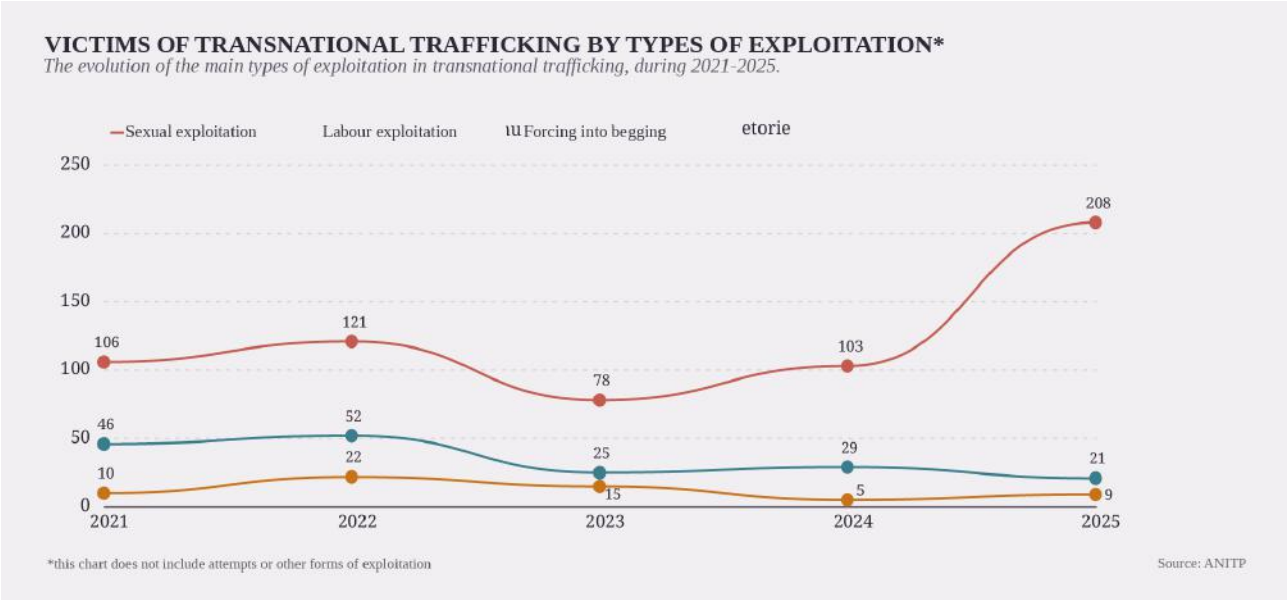

The data show that among the main destination states for victims exploited sexually are the **United Kingdom, Germany, Switzerland, Austria and the Netherlands**, which may suggest the existence of stable sexual exploitation markets in these states for victims originating from Romania (see Figure 21).

Out of the total victims who were exploited in the United Kingdom, identified in 2025, approximately 81% were exploited sexually. This trend also appears for the other destination countries: **Germany (92%), Italy (85%), Switzerland (95%), and Austria and Denmark 100%.**

FIGURE 65

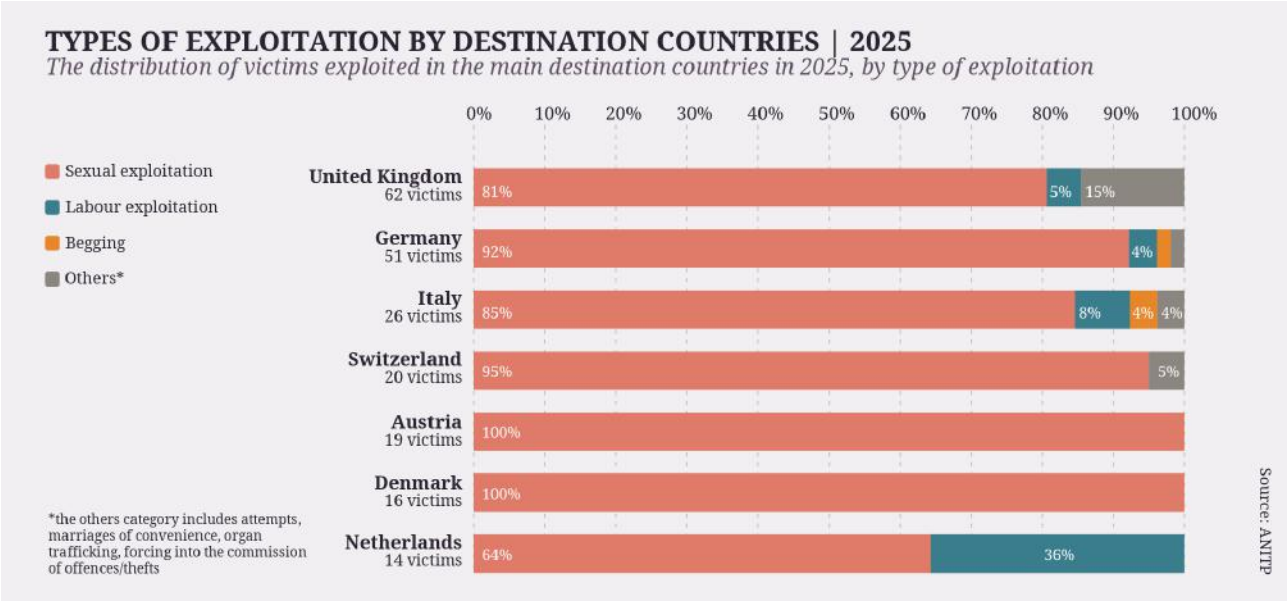

However, the ANITP data do not allow a precise assessment of the mechanisms that led to the identification of victims exploited transnationally, because they do not distinguish between cases identified by the authorities of the destination states, those identified by the Romanian authorities and those resulting from the cooperation between them. As a result, it cannot be clearly determined whether the evolution of the number of identified victims reflects an improvement in proactive identification or a strengthening of transnational cooperation.

The introduction of indicators regarding the authority that carried out the initial identification and the referral mechanism could contribute to a clearer assessment of the level of international cooperation and of the effectiveness of the mechanisms for identifying, referring and assisting victims exploited outside the country.

Victims of foreign citizenship

Regarding the victims of foreign citizenship exploited on the territory of Romania during the period 2021-2025, the data show that labour exploitation is the predominant form, with a total of 27 identified victims. This is followed by sexual exploitation, with 18 victims, and by exploitation through begging, with 3 victims.

The most victims come from Bangladesh (10 persons), identified exclusively in 2024. This is followed by the Republic of Moldova, with 5 victims identified in 2025, as well as Pakistan and Sri Lanka, with 5 victims each identified cumulatively during the period 2023-2025.

Although the number of victims originating from other countries remains relatively small, a diversification and a gradual increase of these is observed over the last three years. The identified victims come both from member states of the European Union and from non-EU countries, including from Asia, Africa, Latin America and North America, which reflects the increasingly diverse and transnational character of the phenomenon.

FIGURE 66



Victims of trafficking of minors

Distribution by gender

Minors consistently represent a significant category in the total victims of human trafficking throughout the period analysed, which highlights a high level of vulnerability and the need for the continuous strengthening of protection measures, especially for the groups exposed to risk.

While minor victims represent 49% of the total victims identified during the period 2021-2025 (1,357 out of 2,773), the data indicate a heightened vulnerability among girls. Within the category of minors, 86% of the victims are female, while 14% are male. This distribution remains relatively constant over the five years analysed, varying between 82% and 90% in the case of girl minors.

FIGURE 67

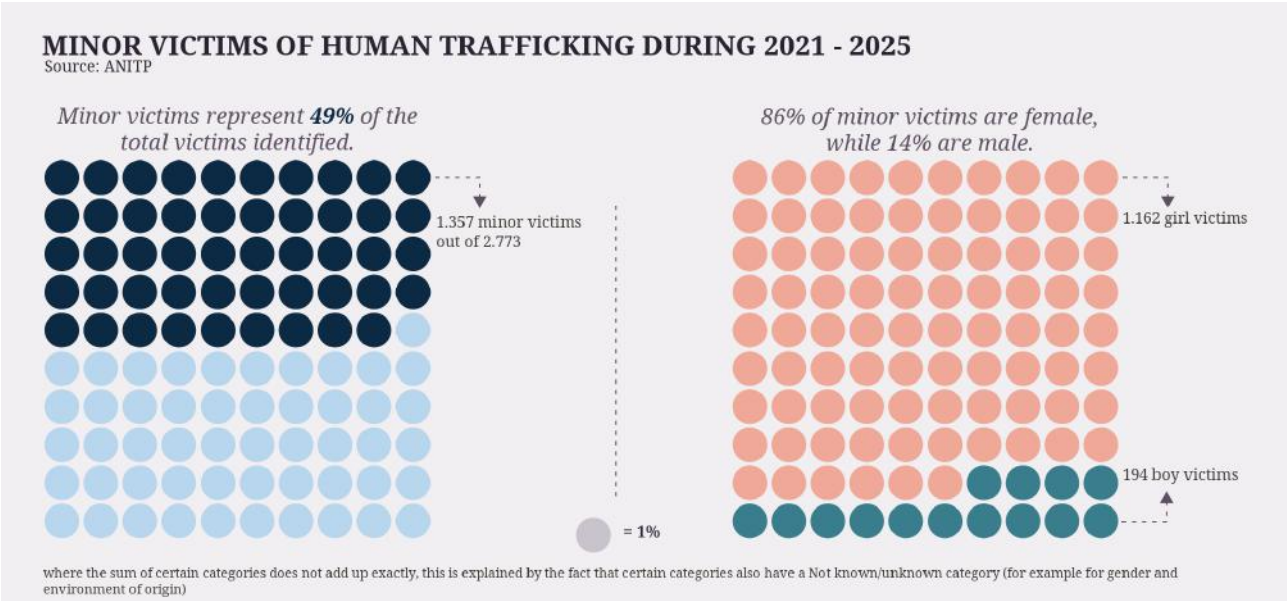

This distribution shows that girls are disproportionately affected by human trafficking, which suggests the existence of gender-specific vulnerability factors, such as increased exposure to recruitment through relationships of trust, gender-based violence or exploitation for sexual purposes. At the same time, although in a smaller proportion, the presence of male victims shows that boys are targeted by traffickers in all forms of exploitation. This may reflect both differences in the methods of recruitment and exploitation by gender, and a possible underreporting of cases or a more difficult identification of situations of victimization among boys.

From a public policy perspective, these data highlight the need for prevention measures that are sensitive to the gender dimension, with interventions adapted specifically for girls, but also with inclusive messages for boys, in order to reduce their underreporting and invisibility in the official statistics. At the same time, the results underline the importance of strengthening early protection mechanisms in the environments in which children are in the community, in the family, at school, in the online environment, where the risks of recruitment are the highest.

Types of exploitation

Out of the total minors exploited during the period 2021-2025, 810 were victims of sexual exploitation (approximately 60%), 63 were **exploited through labour (5%)**, 96 through **begging (7%)**, and 95 were classified in situations of attempted exploitation, the rest of the cases being distributed among other forms of exploitation. For 2024 and 2025, 267 cases of exploitation through child pornography are reported distinctly.

FIGURE 68



The analysis by types of exploitation highlights **significant gender differences**. In the case of sexual exploitation and child pornography, approximately **90% of the victims are girl minors** (731, respectively 267 cases). By contrast, labour exploitation affects predominantly boys (76%), while for exploitation through begging a balanced distribution is observed, with a slight predominance of girls (56%).

These differences indicate the need to develop prevention, protection and intervention measures adapted by age, gender and by types of exploitation, in line with the approaches recommended at European level.

Counties of origin

Regarding the distribution of minor victims by counties of origin, it is observed that in 2025, the counties with the largest number of **minor victims exploited sexually** were, in descending order, Bucharest-Ilfov (13 victims), Mureș (12 victims), Galați (9 victims), followed by Vaslui (7 victims) and Dolj (6 victims). In the case of child pornography, the most victims were identified in Bacău and Hunedoara counties, with 22 victims each, followed by Bucharest-Ilfov (15 victims), Alba (14 victims), Brașov (12 victims) and Sibiu (8 victims). Also, in Prahova county a number of 7 minors exploited through begging were identified (Figure 69).

Across the entire period analysed, the counties that record the largest number of exploited minors, regardless of the form of exploitation, are, in descending order: Bucharest-Ilfov, Bacău, Hunedoara, Mureș, Alba, Brașov, Sibiu and Galați.

FIGURE 69

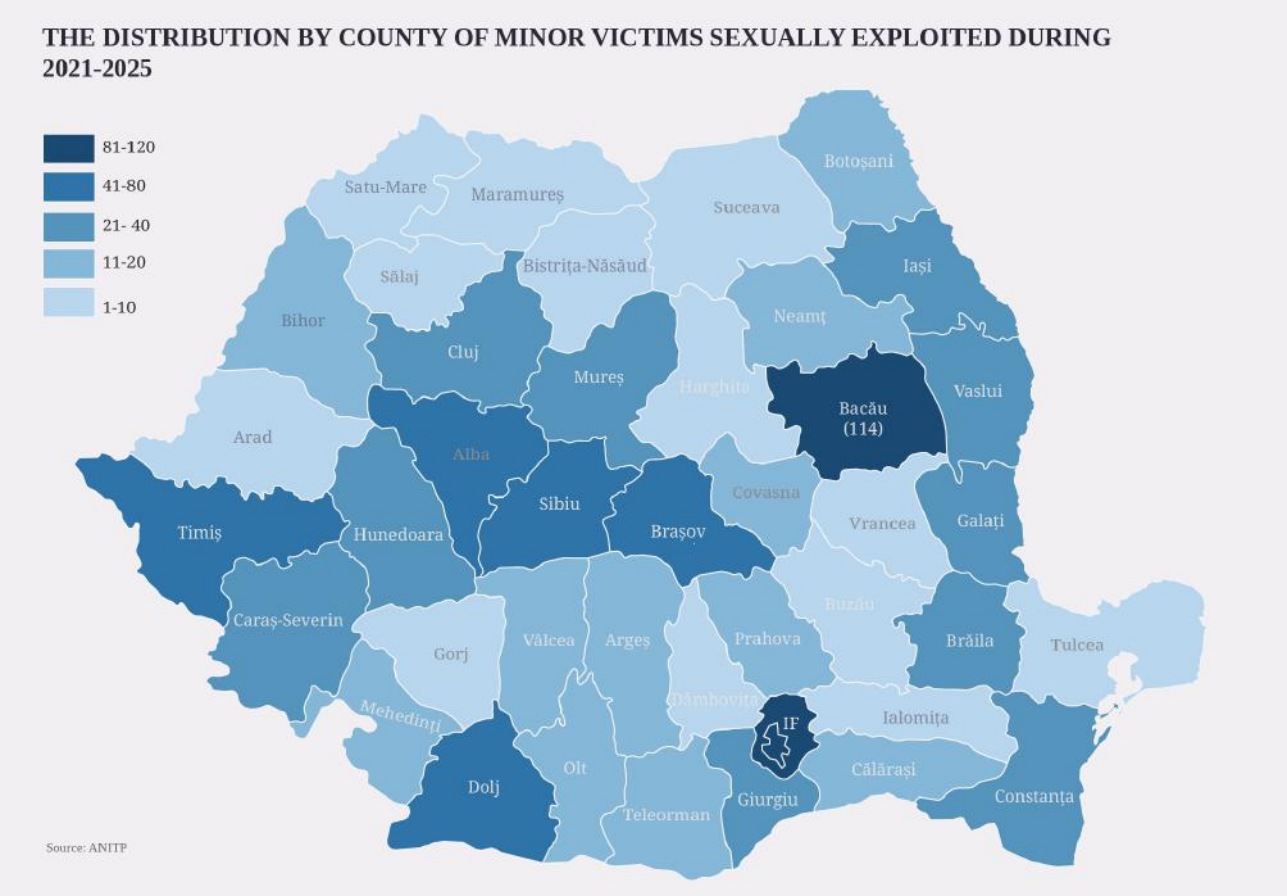

DATA FROM ANITP

In 2025, the number of victims of sexual exploitation is comparable to that of victims of child pornography. The high share of child pornography cases suggests an expansion of exploitation in the online environment and a continuous adaptation of the methods of recruitment and victimization.

FIGURE 70

THE COUNTIES WITH THE LARGEST TOTAL NUMBER OF MINOR VICTIMS IN 2025, BY TYPES OF EXPLOITATION

Tip de exploatare	B-IF (35)	BC (28)	HD (25)	MS (17)	AB (16)	BV (15)	SB (13)	GL (12)	PH (11)	CT (10)	VL (7)	DJ (6)	TOTAL 2025
Sexual exploitation	13	3	2	12	2	2	2	9	3	2	7	6	63
Child pornography	15	22	22	1	14	12	8	1	1	1	0	0	97
Labour exploitation	2	0	0	0	0	1	2	0	0	4	0	0	9
Begging	0	0	0	3	0	0	0	1	7	0	0	0	11
Forcing into offences	0	0	0	0	0	0	0	0	0	1	0	0	1
Attempts (minors)	3	3	1	0	0	0	1	1	0	2	0	0	11
Other situations	1	0	0	0	0	0	0	0	0	0	0	0	1
Marriage of convenience	1	0	0	1	0	0	0	0	0	0	0	0	2
TOTAL MINORI	35	28	25	17	16	15	13	12	11	10	7	6	195

0 35 victims

Source: ANITP

At the same time, the fact that the same counties are constantly found at the top of those with the largest number of victims, both in 2025 and across the entire period 2021-2025, indicates the existence of territorial disparities regarding the exploitation of minors, with certain counties concentrating a high number of victims. This suggests the presence of local risk factors and indicates that the phenomenon does not manifest itself uniformly at national level, but has distinct regional particularities.

Analysis of data on persons investigated, sent to trial and convicted

Within this subchapter, the data analysed are those sent by DIICOT through response no. 327/ I-35/2026 of 13.03.2026 and by CSM through response no. 5/3583 of 17.03.2026, following the public information requests made by the eLiberare Association under Law no. 544/2001 on free access to information of public interest.

The situation of cases concerning human trafficking, trafficking of minors and child pornography handled by DIICOT

Cases registered and resolved

In relation to the total of 19,087 cases concerning the offences of human trafficking, trafficking of minors and child pornography in the records of DIICOT during the period 2021-2025 (a total which includes both the cases existing at the beginning of the period and the newly registered cases), 33% (6,230 cases) were resolved by the end of 2025. Of these, 66% were dismissed, 25% were resolved by sending to trial, 4% being resolved by a plea agreement (ARV), and the remaining 5% represent cases joined, declined, suspended or retained for the prosecutor's own criminal investigation. (Figure 71)

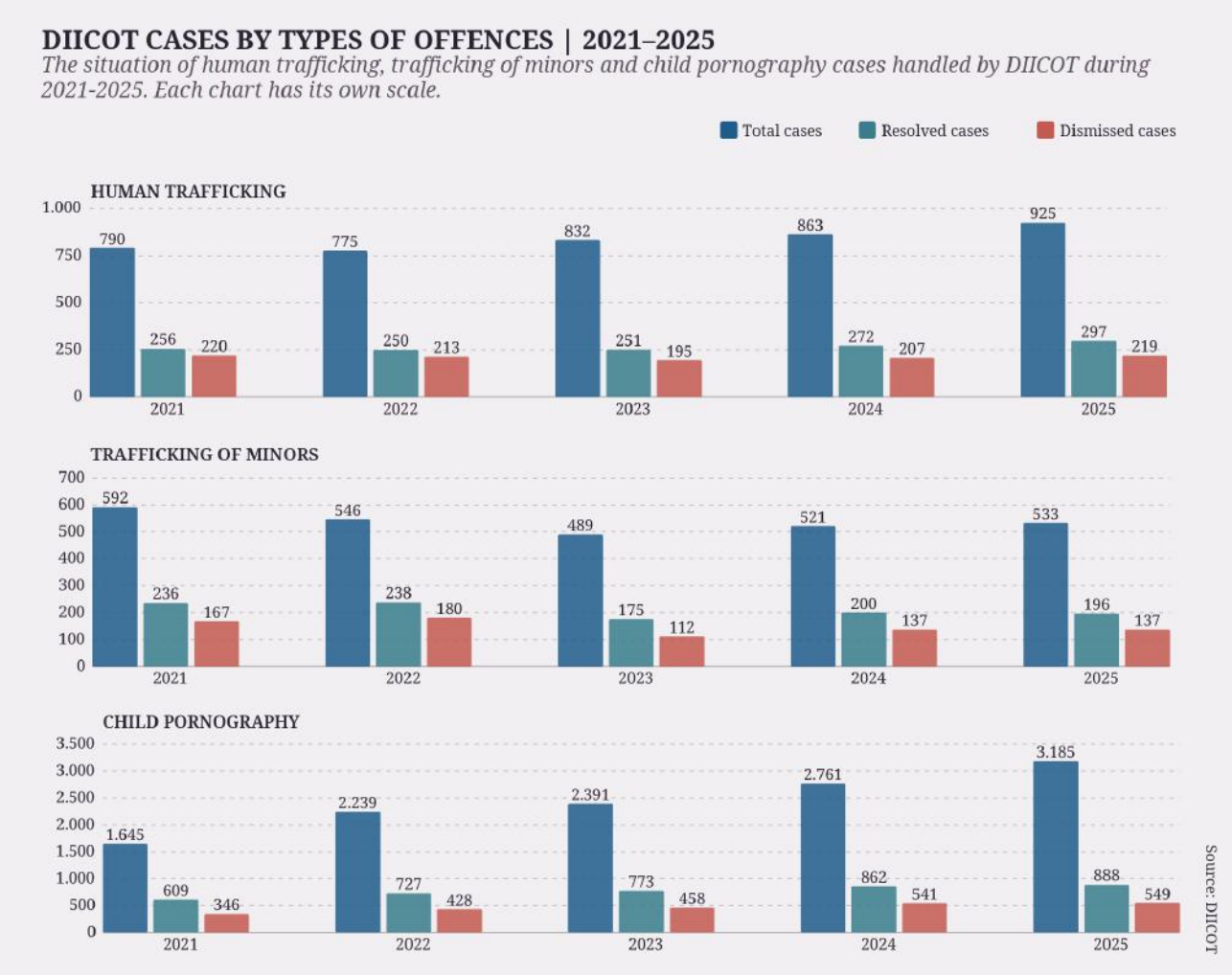

66%

of the cases of human trafficking, trafficking of minors and child pornography handled by DIICOT were resolved by dismissal:

79% human trafficking cases

70% trafficking of minors cases

60% child pornography cases

If we analyse each offence separately, the data for the period 2021-2025 highlight **high dismissal rates in the case of all three offences analysed**. In the case of human trafficking, 79% of the cases were dismissed, while only 20.8% were sent to trial. **For trafficking of minors, 70% of the cases were dismissed, and 30% were sent to trial**, including through a plea agreement (ARV), the latter representing 0.66% of the total solutions. Regarding **child pornography, 60% of the cases were dismissed, and 32% were sent to trial** (of which 6% through ARV).

FIGURE 72

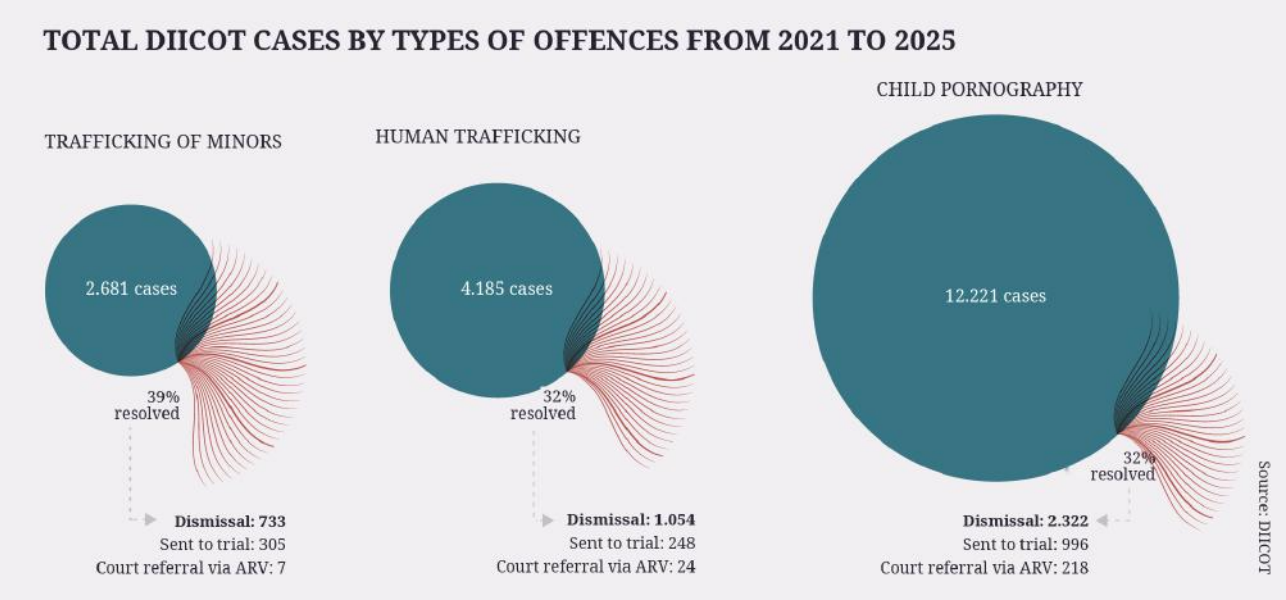

On average, approximately 1 in 4 cases resolved by DIICOT ends up being sent to trial: • 21% human trafficking cases • 30% trafficking of minors cases • 32% child pornography cases

In this general context of evidentiary obstacles, an observation must be made in relation to the legal particularities of the offences involving minor victims. Unlike human trafficking, **in the case of trafficking of minors and child pornography it is not necessary to prove the elements in the category of „means"** from the offence of human trafficking, which relate to coercion, deception, abuse of authority or taking advantage of the victim's state of vulnerability. **The high percentage of dismissed cases** highlights the need for an additional analysis of the reasons underlying these solutions. Without data on the grounds for dismissal, it cannot be determined to what extent these reflect investigation difficulties, evidentiary problems or other procedural factors.

Dismissal is ordered in the situations provided by art. 16 para. (1) of the Code of Criminal Procedure, when, during the criminal investigation, it is found that the offence does not exist, that it is not provided by criminal law or that it was not committed by the suspect or defendant. Dismissal also intervenes when there is insufficient evidence to confirm the commission of the offence by a certain person, as well as in the case of the existence of justifying or non-imputability causes. At the same time, the solution is ordered when the essential conditions for setting in motion the criminal action are missing, such as the prior complaint, the authorization or the notification of the competent body, or in situations in which the authority of res judicata has intervened. Dismissal also operates in cases in which the statute of limitations on criminal liability has intervened, the death of the suspect or defendant, amnesty or the decriminalization of the offence, as well as when the prior complaint was withdrawn in the cases provided by law. Overall, these hypotheses reflect the situations in which the continuation of the criminal investigation is no longer possible or no longer has a legal basis within the meaning of the criminal procedural law.

Persons sent to trial

The DIICOT data for the period 2021-2025 indicate a different evolution of the number of persons sent to trial depending on the type of offence analysed. In the case of **human trafficking, the number of persons sent to trial increased,** from 105 in 2021 to 173 in 2025. Regarding trafficking of minors, the evolution is a fluctuating one: from 138 persons in 2021, it reaches a peak of 143 in 2023, followed by a decrease to 118 in 2025. In the case of child pornography, the dynamic is also oscillating, but with a higher level in 2025 compared to 2021 and 2024, reaching 343 persons sent to trial. This increase could be explained, at least partially, by the legislative changes of 2024 related to the offence of child pornography. Looking overall at the interval 2021-2025, out of the total of **2,966 persons sent to trial for all three offences**, 541 were minors, representing approximately 18%. Also, a significant disproportion is observed by gender, **86% of the persons sent to trial being men and 14% women**, including minors. This distribution indicates a significant involvement of male persons in the commission of these types of offences. (Figure 73)

It is observed that **the percentage of minors sent to trial** is significantly higher in the case of the offence of **child pornography, where it reaches 32%, compared to 9% in the case of trafficking of minors** and 1% in the case of human trafficking. This aspect suggests that minors appear more frequently as perpetrators in child pornography cases than in the other offences analysed. One of the causes could consist in the modus operandi specific to each of the analysed offences. For a more in-depth understanding of the phenomenon, an additional analysis of the age, role and context in which minors are involved in these cases is useful.

FIGURE 73

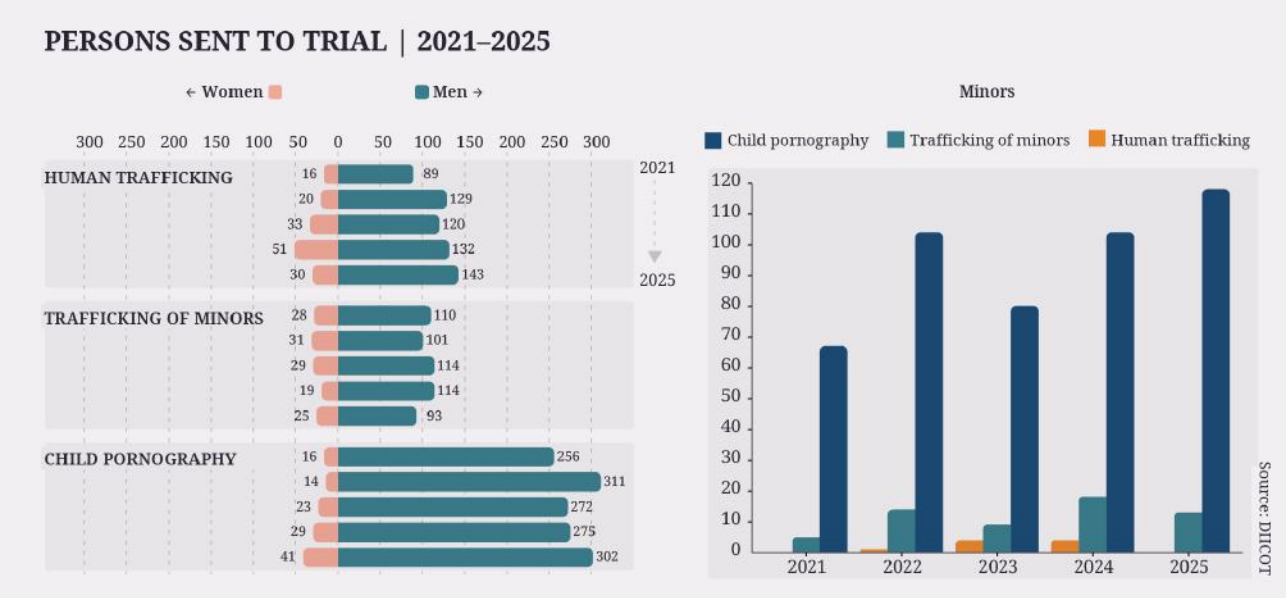

Also, in relation to the fact that 60% of the child pornography cases were dismissed during the period analysed, the data raise additional questions regarding the difference between the large number of dismissed cases and the high proportion of minors out of the total persons sent to trial. In this context, future research would be relevant regarding both **the percentage of minors involved in the dismissed cases** and the reasons for dismissal, in order to better understand the scale of the involvement of minors in this type of offence and to support the development of prevention, digital education and protection measures adapted to the identified risks.

FIGURE 74

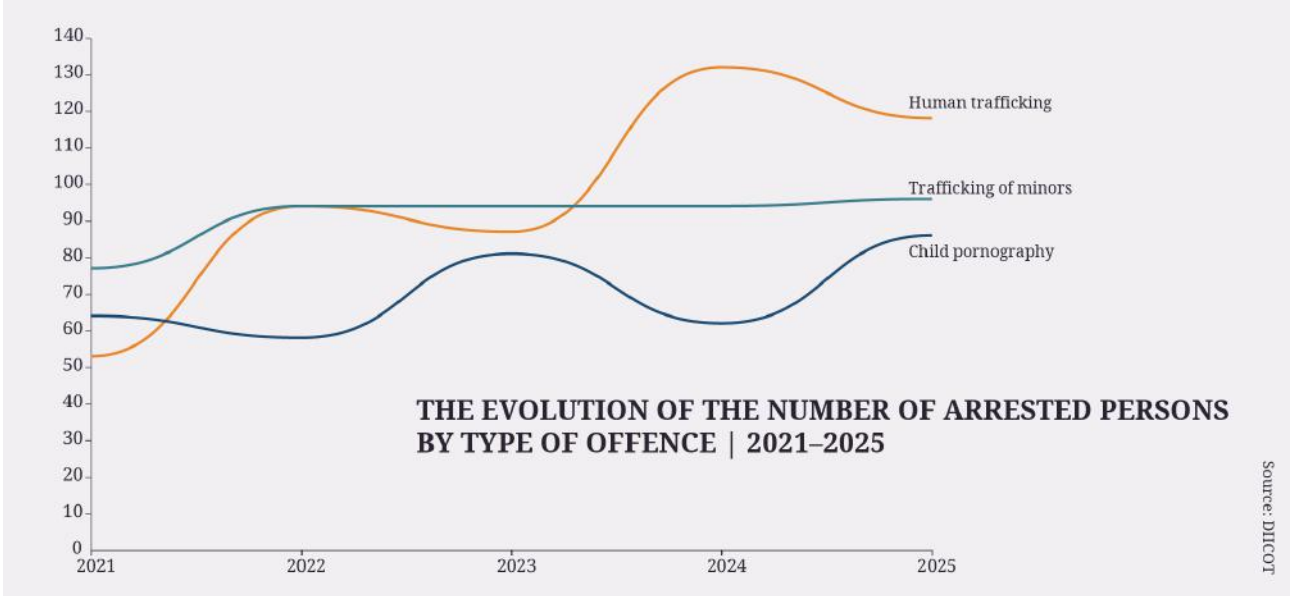

Victims (Injured persons)

Regarding the victims mentioned in the indictments and plea agreements (ARVs) registered in the files of human trafficking, trafficking of minors and child pornography during the period 2021-2025, the data provided by DIICOT indicate a total of **2,847 victims, of whom 1,682 minor victims** (Figure 75).

Regarding the **offence of human trafficking**, DIICOT registered a total of **1,132 victims** during the period 2021-2025. Of these, **78% are adult women**, and 2% minors, the remaining 20% being male victims, according to the data sent by DIICOT. At the same time, a decrease is observed in the number of victims registered in 2025 compared to the period 2022-2024.

In the case of trafficking of minors, 634 victims were registered, of whom 95% are minors. The remaining difference of 5% could include victims who were over 18 years old at the time of registering the case, but who were exploited during their minority.

In 2025, DIICOT registered a number of 119 victims, the same as in 2024. Regarding **child pornography**, during the period analysed **1,081 victims were registered, of whom 98% are minors** (1,060 victims). Of these, 902 are girls (83%), and 158 boys (15%).

FIGURE 75

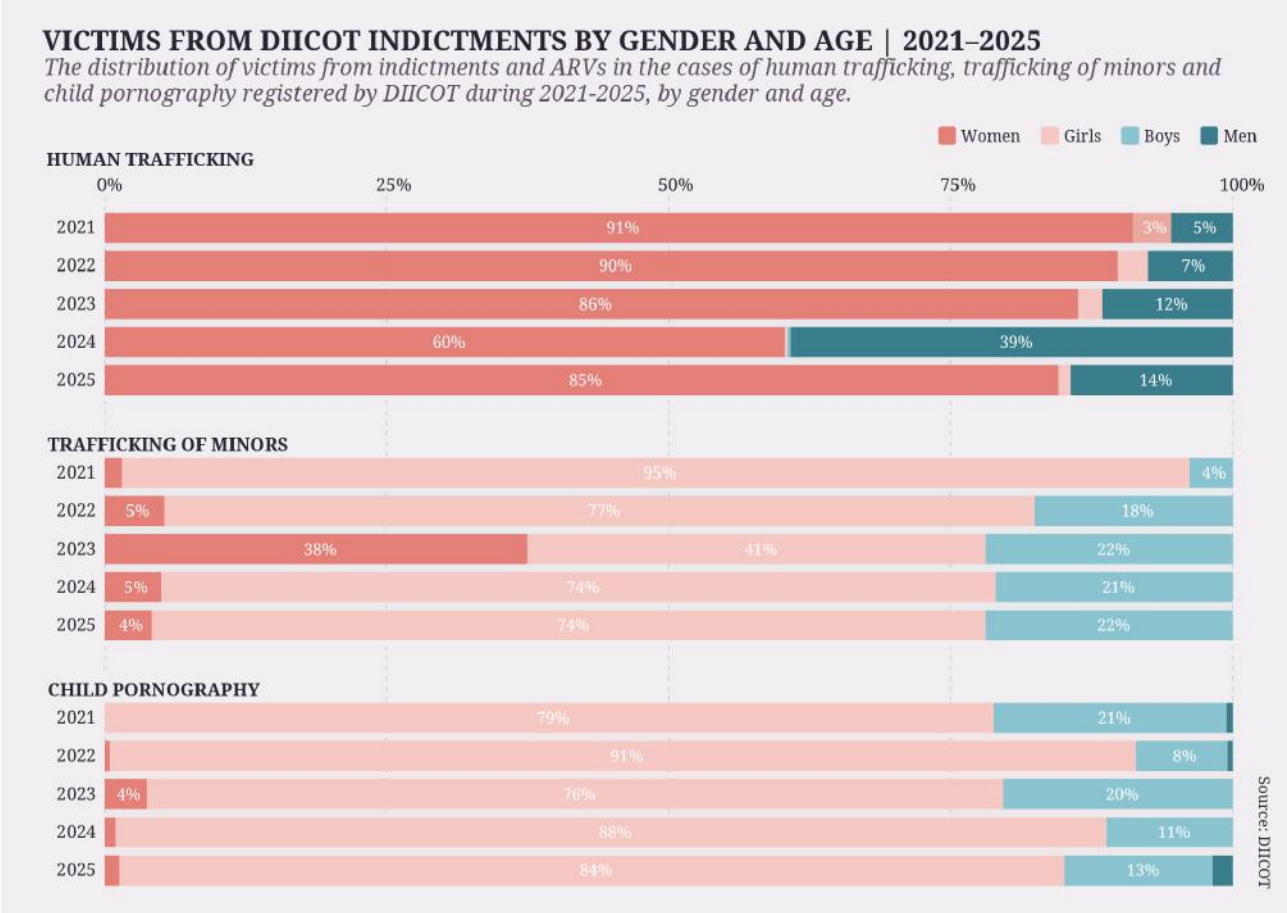

DATA FROM DIICOT

Overall, the data indicate **a clear predominance of female victims** in the case of all three offences analysed, these representing approximately **80% of the total identified victims**. This distribution highlights the gender dimension of the phenomenon, girls and women being disproportionately affected. Also, **86% of the persons sent to trial for these offences are men**, an aspect which indicates that the main offences analysed involve, in the majority of cases, men as perpetrators and women as victims. In this context, prevention measures should be adapted differently, starting from the school environment, in order to respond to the vulnerabilities and risk factors specific to each gender.

86% The percentage of men out of the total persons sent to trial

80% The percentage of female victims out of the total victims

FIGURE 76

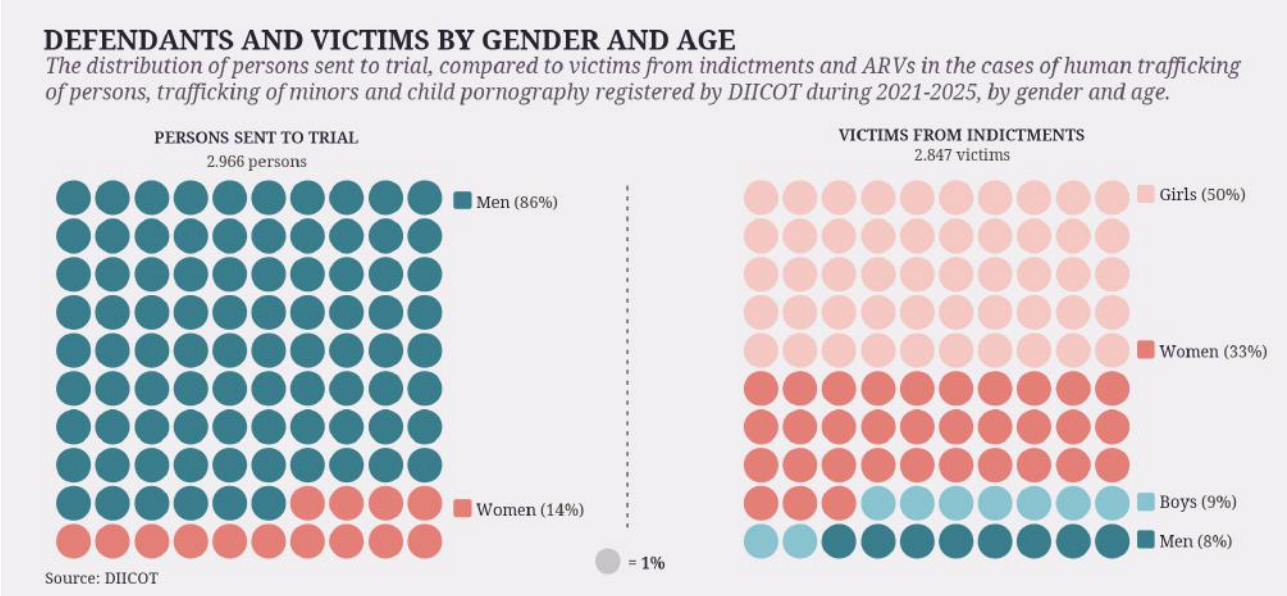

A similar situation is also observed regarding the **distribution by age**. **Adults represent 82% of the total persons sent to trial** for the three offences analysed, while minors represent approximately **60% of the total identified victims**. In the case of trafficking of minors and child pornography, the majority of persons sent to trial are adults, with shares of 91%, respectively 77%. The data thus highlight a significant discrepancy between the age profile of the perpetrators and that of the victims, suggesting that **these offences involve, to a large extent, adults who exploit children and adolescents.**

DATA FROM DIICOT

82% 60%

The percentage of adults sent to trial out of the total persons sent to trial

The percentage of minor victims out of the total victims

Overall, a heightened vulnerability emerges among women and children, especially girls, who stand out as the categories most exposed to these forms of criminality.

FIGURE 77

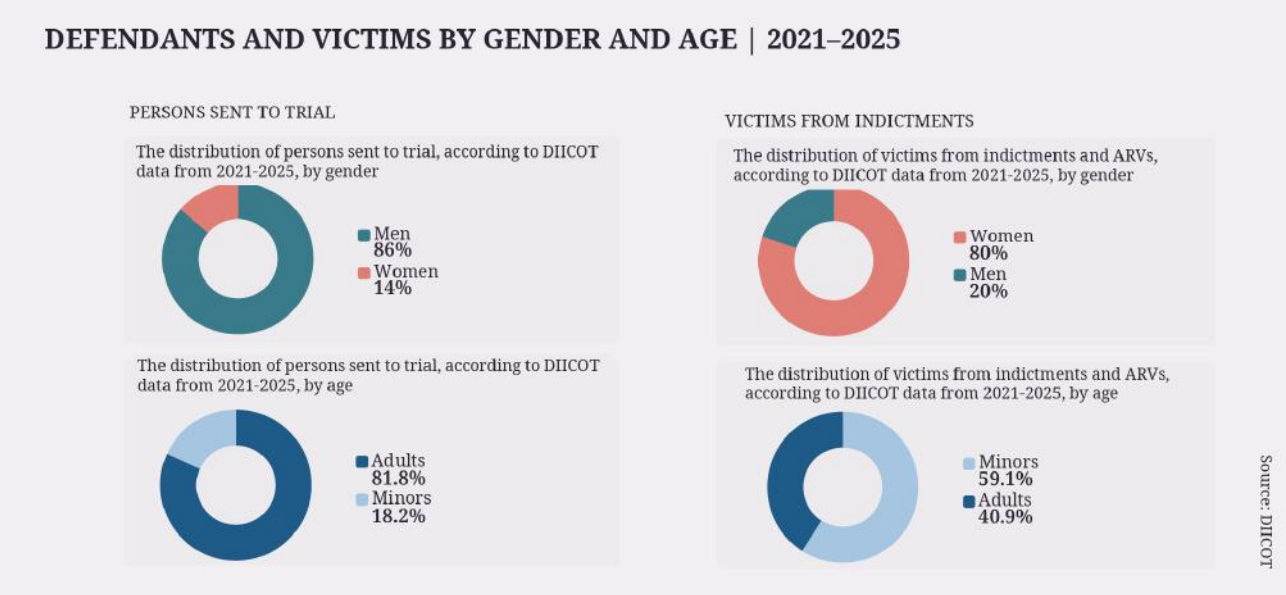

The data on victims reported by DIICOT and ANITP for the period 2021-2025 do not coincide entirely, an aspect explainable by the different institutional roles and the distinct methodologies of data collection and reporting. Overall, during the period 2021-2025, **ANITP reported 2,773 victims**, and **DIICOT registered 2,847 victims**. The difference is more pronounced in the case of minors, where **DIICOT records 325 more minor victims than ANITP** (Figure 78).

These data highlight the need for a cautious interpretation of the statistics originating from different institutional sources and for a better understanding of how they are collected and reported.

DATA FROM DIICOT

FIGURE 78

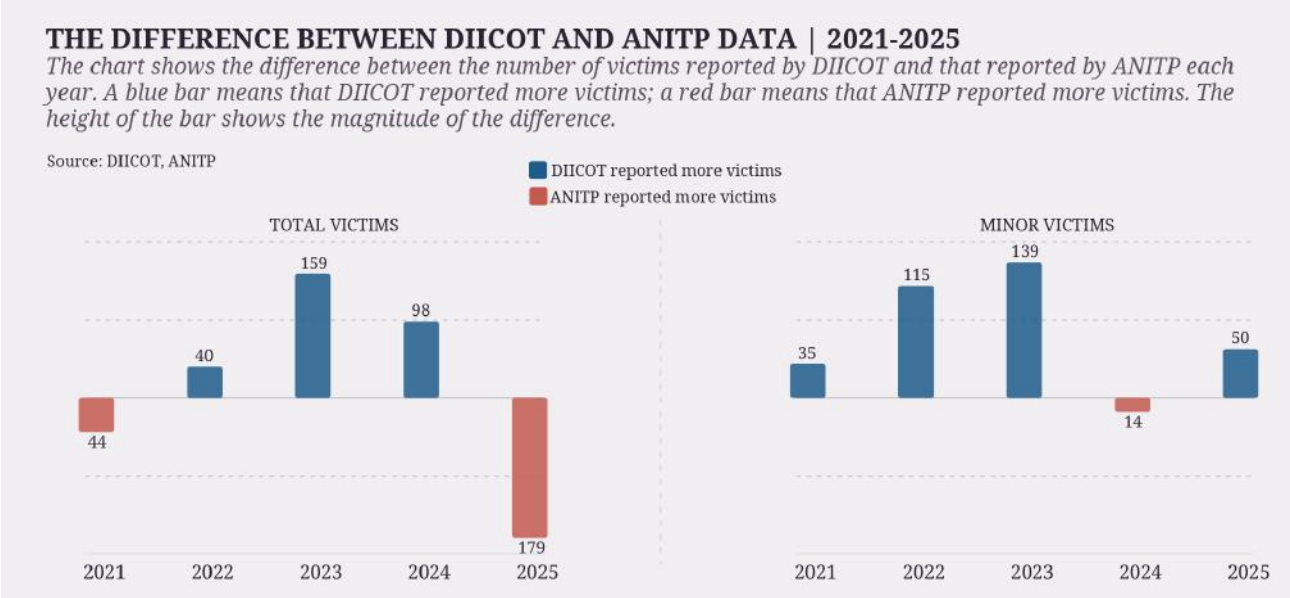

The situation of cases concerning human trafficking, trafficking of minors and child pornography on the dockets of the courts, according to CSM data

Cases registered and resolved

During the period 2021-2025, the number of files on the dockets of the courts for the offences of human trafficking, trafficking of minors and child pornography, registered by CSM, experienced fluctuations, but remained, overall, at relatively close values.

FIGURE 79

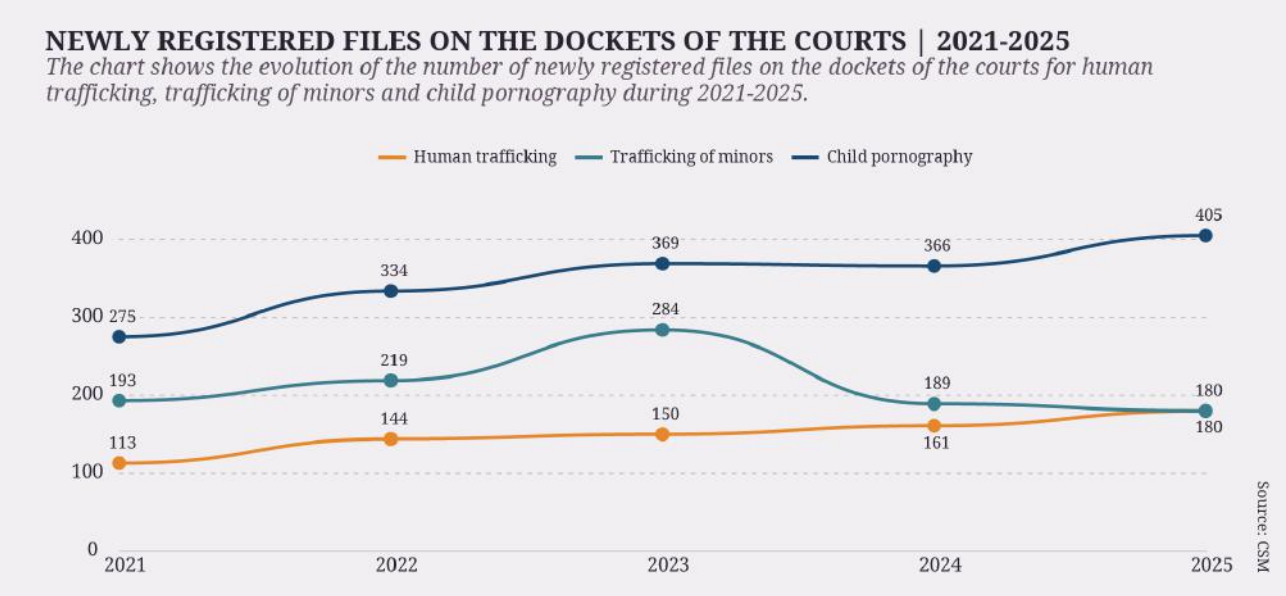

Across the entire period analysed, for the offence of **human trafficking, 748 new files were registered**, of which 648 were resolved. Of these, 132 ended in convictions.

In the case of **trafficking of minors, 1,065 new files were registered**, and 1,043 were resolved. A number of 215 cases ended in convictions. For the **offence of child pornography, 1,749 new files were registered**, and 1,613 were resolved. Of these, 752 ended in convictions. Overall, child pornography records both the largest number of files and the highest conviction rate of the three categories analysed.

Regarding 2025, human trafficking recorded the highest level of the entire period analysed, with 180 files. A similar value is also recorded in the case of trafficking of minors, also 180 files in 2025, slightly below the average of the period 2021-2024 (by approximately 18.6%), but close to the previous year. Regarding child pornography, 2025 marks an obvious peak, with 405 files, the highest level of the interval analysed (Figure 79).

Looking at the overall picture, **a constant increase is seen in the number of cases between 2021 and 2025**, especially for human trafficking and child pornography.

The latter represents almost half of the total cases (49%), followed by trafficking of minors (30%) and human trafficking (21%). Child pornography remains constantly in first place throughout the entire period, which suggests the increasing risks to which children are exposed in the online environment and **the need for faster and more effective mechanisms of prevention, identification and reporting** (Figure 79).

It is observed that trafficking of minors appears year after year, with the exception of 2025, with more cases than human trafficking, but this should not be automatically interpreted as a direct difference between adult victims and minor victims. The differences may also relate to the way in which the files are handled and to the difficulty of proving certain elements in human trafficking cases, which are often more complex. In the absence of solid evidence, some situations may be legally reclassified or classified under other offences, such as pimping.

Data on the indictment and conviction of the persons involved

During the period 2021-2025, for the offences of human trafficking, trafficking of minors and child pornography, the following were registered: • 2,962 defendants (CSM) • 2,847 injured persons (DIICOT) • 1,192 final convictions (CSM)

Across the entire period analysed, CSM reported a total of 2,962 defendants in cases concerning human trafficking, trafficking of minors and child pornography. The data show that the number of persons against whom final convictions were pronounced represents less than half of the total defendants registered during the period analysed (Figure 80). This situation may be influenced by a series of factors, including the duration of judicial proceedings, the existence of cases still pending at the time of reporting, acquittal solutions or other ways of resolving cases provided by law.

FIGURE 80

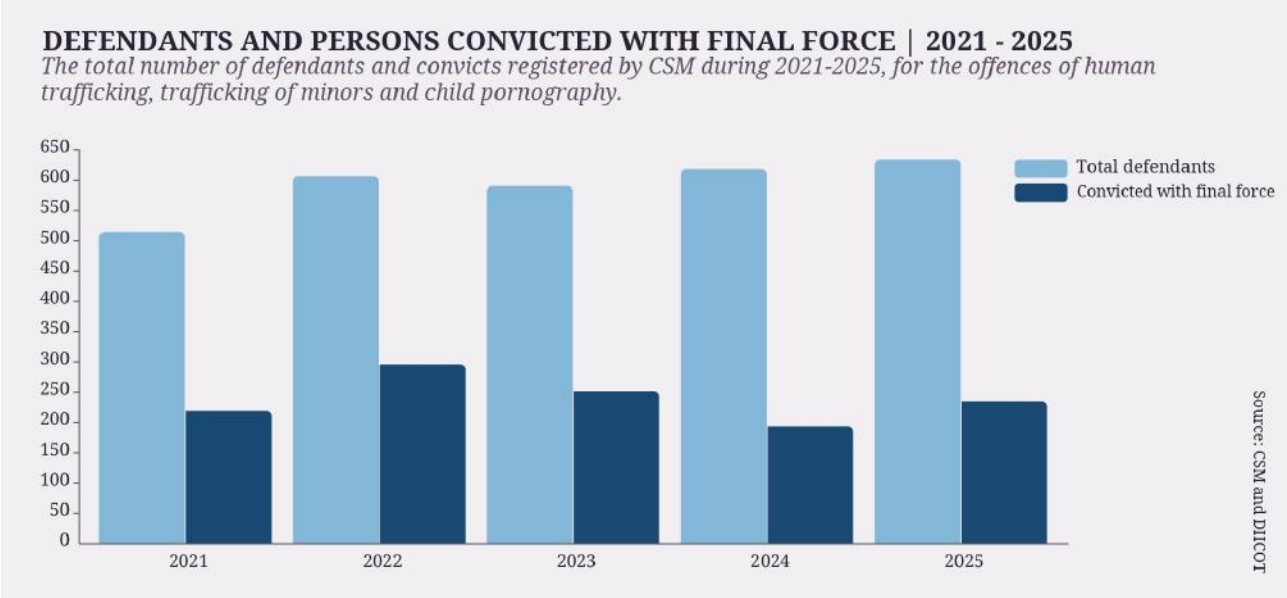

FIGURE 81

The distribution of the total number of defendants and persons convicted with final force registered by CSM during 2021-2025, for the offences of human trafficking, trafficking of minors and child pornography



Defendants - 2,962 Convicts - 1,162

The gender perspective

The analysis from a gender perspective was carried out for the period 2021–2024, because the data published by the Superior Council of Magistracy for 2025 do not include information disaggregated by gender concerning the persons convicted with final force. During the period analysed, **the total of defendants is 2,962 persons**, **of whom 406 are women (14%) and 2,556 are men (87%)**. Among the persons convicted with final force, a total of 1,192 persons is recorded.

FIGURE 82

DEFENDANTS AND PERSONS CONVICTED WITH FINAL FORCE BY GENDER | 2021-2025

The total number of defendants compared to the total number of persons convicted with final force registered by CSM, broken down by gender and in percentages, 2021-2025

	DEFENDANTS			CONVICTED WITH FINAL FORCE		
	Total	Women	Men	Total	Women	Men
2021	514	59	455	219	68	151
2022	606	70	536	295	101	194
2023	590	84	506	251	56	195
2024	618	97	521	193	42	151
2025	634	96	538	n/a	n/a	n/a

n/a = data unavailable

Source: CSM

FIGURE 83

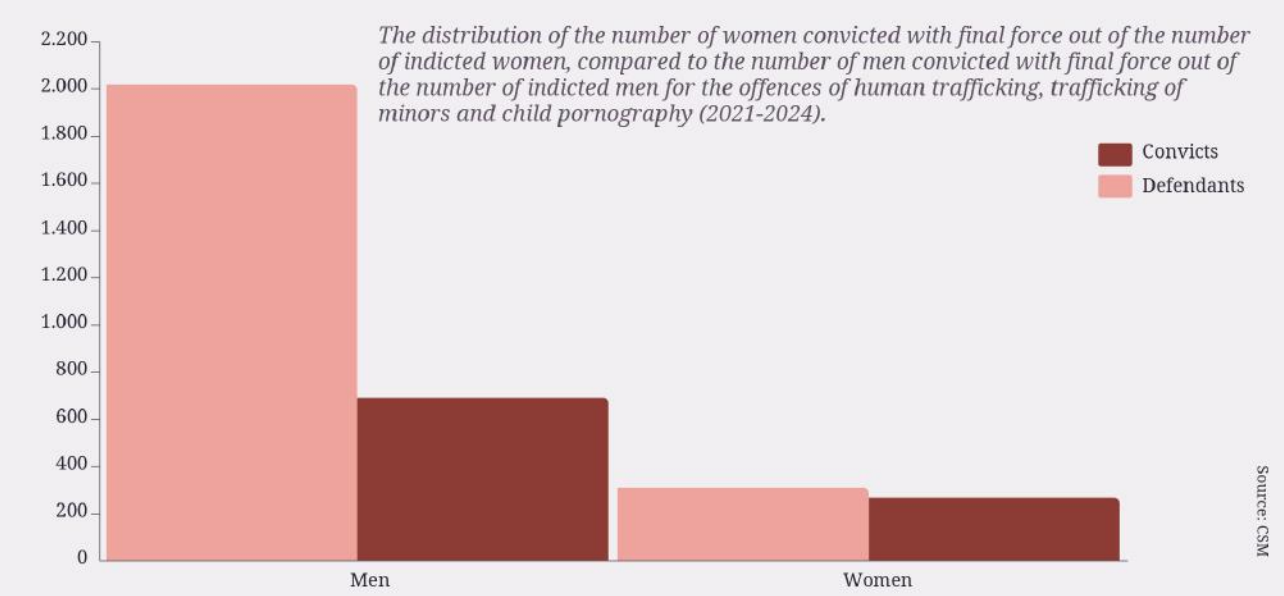

In what follows, we will analyse the situation of convictions separately for each offence individually. During the period 2021-2025 there was a number of 9 minors indicted for the offence of human trafficking, and one was convicted with final force. (Figure 85)

FIGURE 84

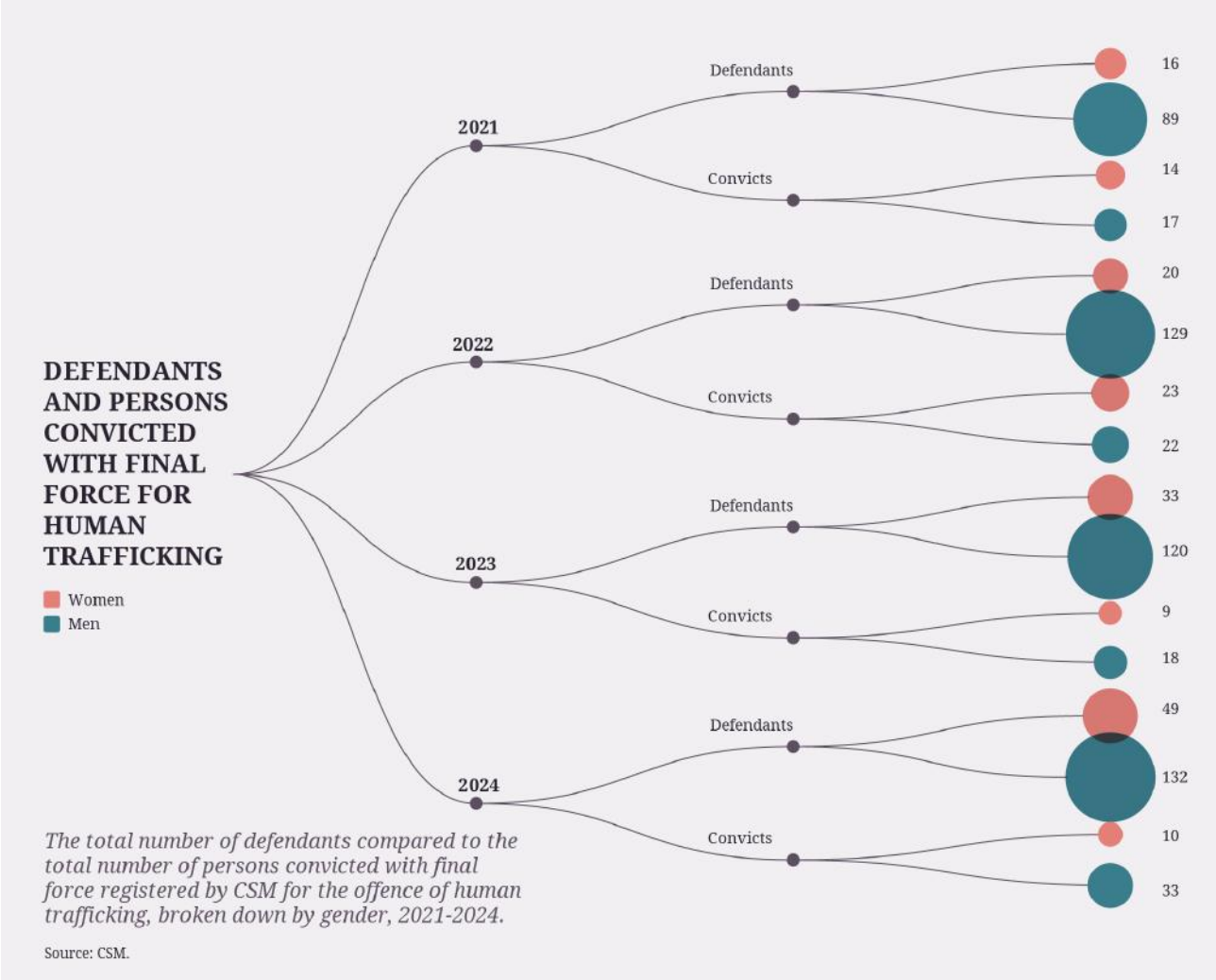

FIGURE 85

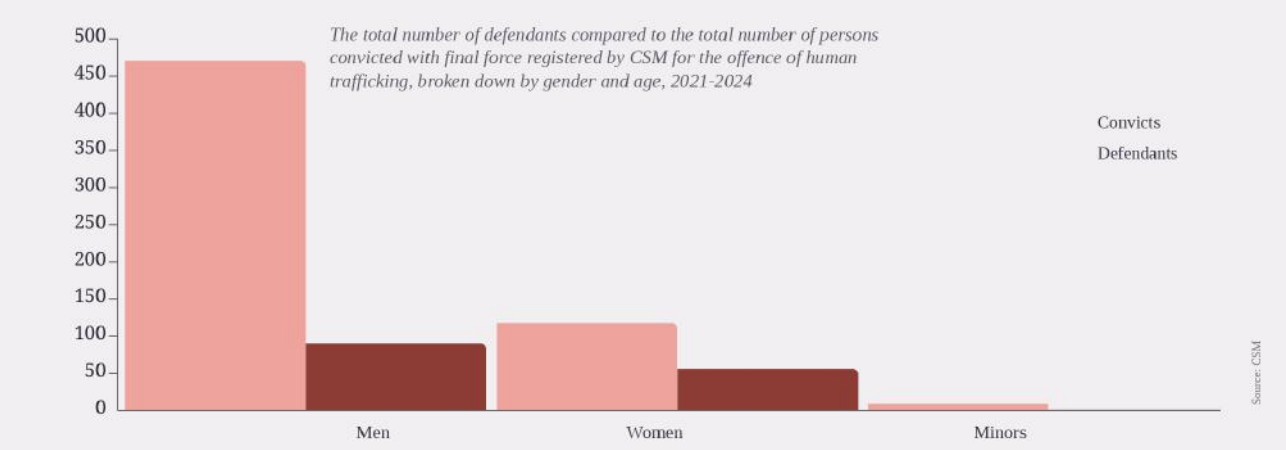

During the period 2021-2024, for the **offence of trafficking of minors, 545 persons were indicted** (439 men and 106 women), and 267 persons were convicted with final force (190 men and 77 women). Across the entire period analysed (2021-2025), 663 indicted persons and 314 persons convicted with final force were registered. For 2025, the data indicate 118 indicted persons and 47 persons convicted with final force. At the same time, during the period 2021-2025, 11 minors were indicted, of whom 6 were convicted with final force.

FIGURE 86

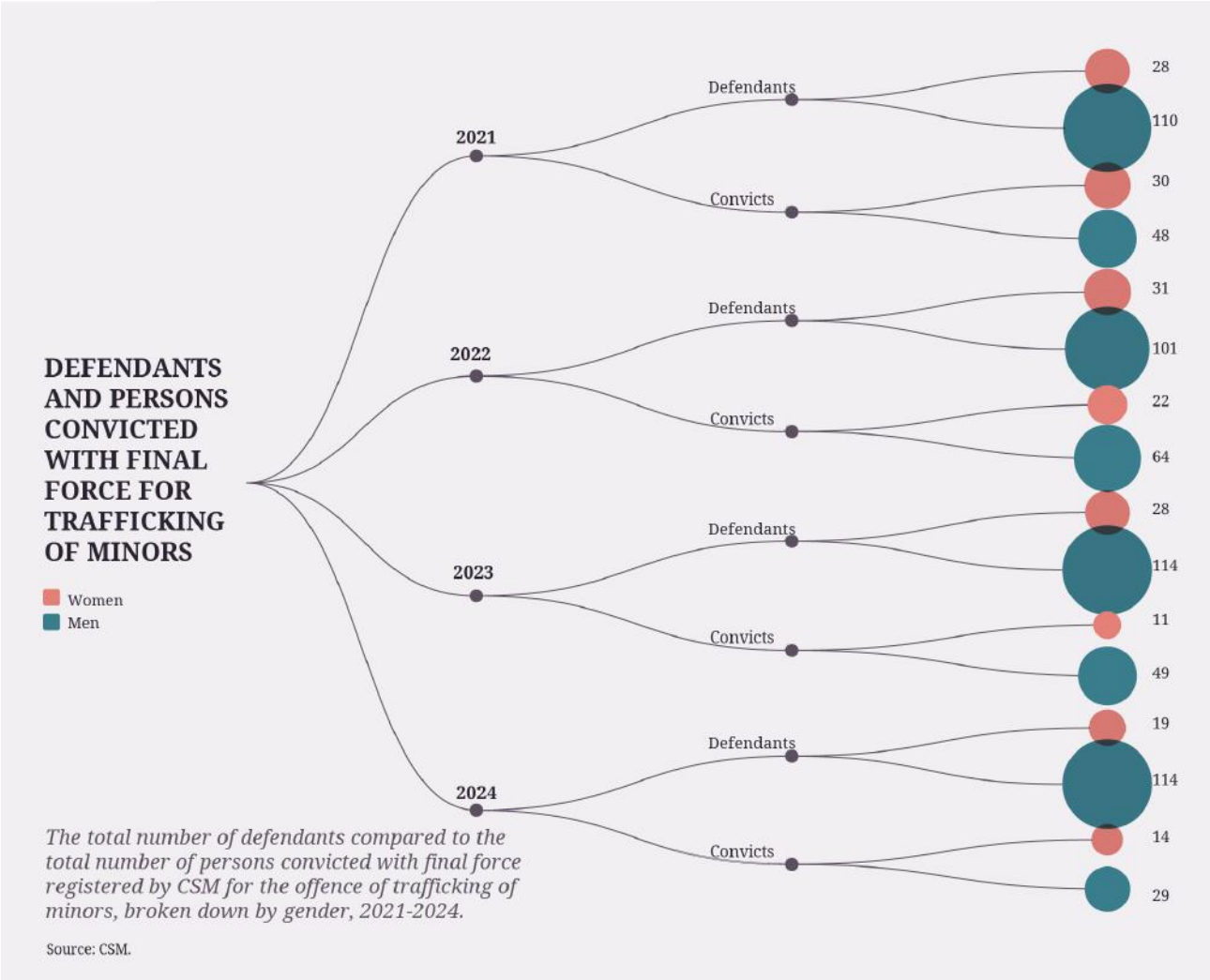

FIGURE 87

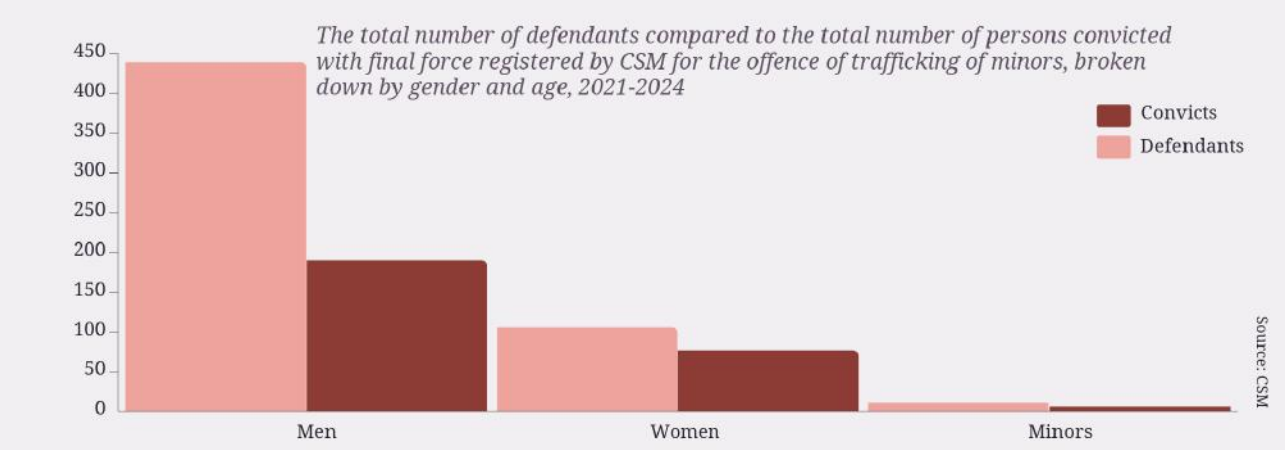

In the case of the offence of child pornography, it is observed that, during the period 2021-2024, the number of women convicted with final force (134) exceeded that of indicted women (86), which reflects **an increase of approximately 56%**. The number of defendants is given strictly by the date of the indictment (in the reference year), while the number of final convictions comes from all the criminal sentences that became final in the reference year, regardless of the date of the sending to trial (the reference year or a previous year).

FIGURE 88

DEFENDANTS AND PERSONS CONVICTED WITH FINAL FORCE FOR CHILD PORNOGRAPHY | 2021-2024
BROKEN DOWN BY GENDER AND AGE

F = Women B = Men M = Minors

Year	DEFENDANTS				CONVICTS			
	Total	of which			Total	of which		
		F	B	M		F	B	M
2021	271	110	15	256	67	24	86	17
2022	325	164	19	306	104	56	108	12
2023	295	164	23	272	80	36	128	11
2024	304	107	29	275	104	18	89	19
TOTAL	1195	545	86	1109	355	134	411	59

Source: CSM

FIGURE 89



DATA FROM CSM

Duration of resolutions

According to the CSM data, the average duration of resolving cases concerning human trafficking, trafficking of minors and child pornography remained relatively constant during the period 2021-2025, the differences between the three categories being moderate.

The method of calculating the indicator of the average duration of resolving criminal cases has as its starting point the date of registering the file in the electronic case management system (ECRIS), and as its end date, the date of closing the document in ECRIS that records the pronounced and drafted solution, having the following calculation formula: all the resolution times of each criminal case resolved in the reference period are summed up and the arithmetic average is made in relation to the total number of cases finalized through the pronouncement and drafting of the decision as recorded by the ECRIS system.

The values communicated for the heading *average duration of resolving criminal cases* **refer to all types of solutions pronounced, not only to convictions.**

According to CSM, child pornography cases are resolved with an average duration of approximately 6.4 months. This is followed by human trafficking cases, with an average of 7.7 months, and trafficking of minors cases, with approximately 7.9 months.

FIGURE 90

THE AVERAGE DURATION OF RESOLUTION (IN MONTHS) OF HUMAN TRAFFICKING, TRAFFICKING OF MINORS AND CHILD PORNOGRAPHY CASES DURING 2021-2025

Year	Human trafficking (months)	Trafficking of minors (months)	Child pornography (months)
2021	7,14	7,2	5,6
2022	7,91	7,7	6,5
2023	8,13	6,8	6
2024	7,34	7,2	6,7
2025	7,12	10,4	7,3
AVERAGE	7,72	7,86	6,42

Source: CSM

Practical experience shows that the duration of resolving criminal files varies considerably, some being resolved within a relatively short interval, and others after several years.

For an overall picture of the duration of the criminal trial, the data provided by CSM must be interpreted in correlation with the duration of the criminal investigation phase, as well as with information specific to the files returned to the prosecutor's offices for the completion of the criminal investigation or for the remedying of certain procedural aspects.

CONCLUSIONS AND RECOMMENDATIONS

Violence against women and human trafficking remain strongly feminized phenomena, confirmed by all available sources. Women represent the overwhelming majority of victims, both in cases of domestic and sexual violence (between 77% and 91%, depending on the type of offence) and in cases of human trafficking (between 77% and 88% annually, 2021–2025), while the perpetrators are in the majority of cases men. This gender imbalance is the result of structural inequalities and patriarchal norms which, in the absence of public policies that promote education for gender equality, respect for human rights, and the deconstruction of prejudices, will continue to be reproduced and legitimized.

> *Recommendation: The introduction into the school curricula of education for gender equality and healthy relationships in the family and community, alongside training programmes for teaching staff and front-line professionals on the deconstruction of existing prejudices and stereotypes regarding gender-based violence and human trafficking.*

The report identifies a structural problem of data collection: the responsible institutions use different indicators, not all data are disaggregated by gender and age, files cannot be tracked from notification through to conviction. These identified problems are in contradiction with the recommendations of GREVIO (in matters of violence against women) and GRETA (in matters of human trafficking), which require member states to have a system for the detailed collection of data, with comparable indicators and centralized, which can allow the analysis of data from reporting through to conviction. The absence of this traceability means that, at present, no institution can offer a complete picture of how a case evolves from the moment of reporting until conviction.

> *Recommendation: The development of a unified, centralized and inter-institutional national system, with comparable indicators according to GREVIO and GRETA standards, so as to allow the analysis of data from notification through to conviction. The constant publication and updating of statistical data on an online platform to ensure access for the general public.*

The high dismissal rates represent another problematic aspect common to the two fields. In cases of sexual violence, 4 out of 5 rape cases resolved in 2025 were dismissed (79%), and the statute of limitations intervened in 170 rape cases and 86 sexual assault cases during the period 2021–2025. The proportion of dismissed cases also remains high in the case of the offences of human trafficking (79%), trafficking of minors (70%) and child pornography (60%). In addition, out of the total number of indicted persons, only one third end up being convicted with final force. The disaggregation by the dismissal criteria, which could provide essential information for the interpretation of these data, is missing.

Recommendation: The disaggregated publication of the dismissal criteria for each offence and the specialized training of prosecutors and judges in the victim-centred and trauma-sensitive approach in the field of human trafficking.

The excessive duration of criminal trials constitutes a systemic failure of the state towards victims of sexual violence. During the period 2021-2025, the statute of limitations intervened in 170 rape cases and 86 sexual assault cases, which discourages victims and weakens their trust in the justice system. Both in the case of gender-based violence and human trafficking, the gap between the number of identified victims and the number of final convictions discourages victims and erodes their trust in the justice system.

Recommendation: Increasing the capacity of the judicial bodies through investments in human resources to ensure an equitable workload and the resolution of cases within a reasonable time.

The reduced response capacity of social services in relation to the scale of the phenomenon represents a major obstacle to the protection and assistance of victims of gender-based violence and human trafficking. In the case of domestic violence, adult victims who received services from the DGASPC represent only 12% of the total number of police interventions, and access to essential services — accommodation, reimbursement of the forensic medical certificate, representation in court — decreased by approximately 50% during the period 2021-2025, despite the 63% increase in the number of registered victims. At the same time, the report highlights the lack of accessible specialized public services intended for survivors of human trafficking.

Recommendation: The development and strengthening of a public system of social services that provides protection and assistance to survivors of gender-based violence and to victims of human trafficking. The allocation of public funds, both at national and local level, to ensure accessible public services, in accordance with the obligations assumed by the Romanian state.

The protection mechanisms - the protection order, the provisional protection order, the electronic bracelet - are poorly used in relation to the number of cases identified as high-risk. Although in 2025, 15,856 PPOs were issued, only 2,681 electronic bracelets were fitted (17%), and in approximately half of the cases with imminent risk the victim refused the issuance of the PPO. **At the same time, in the field of human trafficking we identified** the need for a clearer definition of the protection of victims of human trafficking.

Recommendation: The extension of protection instruments, such as the protection order and monitoring devices for perpetrators, to the field of human trafficking as well.

The doubling of police interventions in violence cases over five years indicates an increase in the visibility of the issue of domestic violence and a certain level of trust in the authorities. The number of police interventions in cases of domestic violence increased from 66,398 in 2021 to 138,345 in 2025, which also shows an increase in victims' awareness regarding the different forms of violence and the rights they have.

Recommendation: The development of information and awareness campaigns regarding the rights of victims and the recognition of the different forms of gender-based violence and human trafficking, as well as of the extended protection measures, to strengthen trust in the authorities and maintain the upward trend of reporting.

The sudden decrease in criminal offences in the sphere of domestic violence, recorded in 2025, is largely the result of a normative change, not a decrease in reporting or in the frequency of domestic violence. Order No. 231 of 20.12.2024 excluded from the statistics the notifications for which the victim does not file a prior complaint, this being one of the causes for which an artificial decrease of 26% in the offences of battery or other acts of violence is recorded, in conditions in which police interventions in domestic violence cases are continuously increasing.

Recommendation: The development of a methodology for collecting data from reporting through to conviction, including for notifications that do not become registered criminal complaints, in order to have a complete picture of the phenomenon of gender-based violence.

Public pressure through protests and open letters and journalistic investigations, civic and academic initiatives of media monitoring of femicides have compensated for the unavailability of data that should have been compiled and communicated by the responsible institutions.

Recommendation: The operationalization of the procedures for collecting and analysing statistical data and the publication of annual reports in the field of gender-based violence and human trafficking, in accordance with the provisions of international treaties.

Children represent a significant proportion of the victims of trafficking of minors and child pornography, as well as of the other forms of violence identified in Romania. At the same time, the complexity of judicial proceedings, the long duration of some files and the high number of institutions involved in handling cases can affect the capacity of children to exercise their rights and to participate effectively in the decisions that concern them.

Recommendation: The introduction and operationalization of a mechanism for the independent representation of the best interests of the child (Child Advocate) for child victims of human trafficking and of other serious forms of exploitation. This mechanism should ensure the accompaniment of the child throughout the criminal proceedings, the facilitation of access to specialized services and the monitoring of the observance of their rights, contributing to the reduction of the risk of revictimization and to the adoption of decisions centred on the needs and best interests of the child.

CONCLUSIONS AND RECOMMENDATIONS

The increase in the number of identified victims of human trafficking starting from 2023 coincides with the implementation period of the new National Mechanism for the Identification and Referral of Victims of Human Trafficking (MNIR), which suggests a strengthening of the institutions' capacity to recognize and refer potential victims. Given the cross-border character of the phenomenon and the fact that an important part of Romanian victims are exploited in other states, the effectiveness of identification depends directly on the cooperation between the authorities and organizations in the states of origin, transit and destination.

> *Recommendation: The continuation and extension of training programmes regarding the application of the National Identification and Referral Mechanism for all categories of front-line professionals, including police officers, labour inspectors, medical staff, teaching staff, medical personnel, child protection specialists, etc. In parallel, it is necessary to support the development of a European Mechanism for the Referral of Victims of Human Trafficking, which would facilitate early identification, the exchange of information and the safe transfer of victims between states, ensuring the continuity of protection and of access to specialized services.*

The data on convictions highlight a significant presence of minors among the persons sanctioned for offences in the sphere of the sexual exploitation of children, including for offences regarding materials depicting the sexual abuse of children. These data raise questions regarding the proportionality of the criminal response and the capacity of the system to differentiate between situations that involve the deliberate exploitation of other children and those that reflect the lack of education regarding online safety or other forms of vulnerability.

> *Recommendation: The development of early identification and intervention mechanisms for children in situations of risk, including through the strengthening of collaboration between the systems of child protection, education, social assistance and justice. At the same time, the revision of the legislative framework and of judicial practice to ensure the application of sanctions that are proportionate and adapted to the age and degree of responsibility of minors.*

The analysis of the data highlights the existence of fragmented systems of intervention, collection and reporting, which do not allow the tracking of a victim's course from the moment of identification until the completion of judicial proceedings and the accessing of support services. The institutions involved use different indicators and monitor only the segments within their own responsibility, without sufficient mechanisms of coordination and continuity of intervention. Under these conditions, the experience of victims risks being fragmented between multiple institutions and procedures, and the application of a victim-centred approach is difficult to achieve in practice, which can lead to revictimization, to the hindering or interruption of access to services and to the loss of contact with victims during the criminal trial.

Recommendation: The development of an integrated case management and monitoring mechanism, which would allow the accompaniment of victims from identification until the completion of judicial proceedings and of the process of assistance and recovery. This mechanism should be built on the principles of a victim-centred approach and should include common standards of inter-institutional cooperation, exchange of information, coordination of services and clearly defined responsibilities for each actor involved. At the same time, it is necessary to strengthen the capacity of professionals in the justice system to apply trauma-informed methods of investigation and hearing, which would reduce the risk of revictimization and ensure the effective participation of victims in judicial proceedings, so that the protection of victims is not limited to one-off interventions by individual institutions, but represents a continuous, coordinated and integrated process throughout the accessing of justice and support services.

BIBLIOGRAPHICAL REFERENCES

Reports

Balica E, 2026, *The role of fundamental scientific research in the analysis and prevention of femicides, paper presented at the national conference Femicide and coercive control. National and international perspectives*, Bucharest, 14 May 2026.

Băluță, Ionela, Tufiș, Claudiu, 2022, *Gender-Based Violence Barometer 2022*, Cluj University Press, Dota Publishing House, p. 88, available at: https://centrulfilia.ro/new/wp-content/uploads/2025/03/Barometrul-Violenta-de-Gen.-Romania-2022.pdf

Bragă, Andreea. 2023. *How are we doing with women's rights? Monitoring Report on Gender-Based Violence*. FILIA Center. Available at: https://centrulfilia.ro/new/wp-content/uploads/2023/12/Raport-monitorizare- VIF_2023_Centrul-FILIA.pdf

Bragă, Andreea (Coord.), Alexandru, Adela, Praz, Cristina, 2025, The monitoring report *Sexual violence: Between stigma and justice*, available at: https://centrulfilia.ro/new/wp-content/uploads/2025/03/Violenta-sexuala-intre-stigma-si-justitie.-Raport-monitorizare-2025.pdf

GREVIO, Recommendation on the implementation by Romania of the Council of Europe Convention on preventing and combating violence against women and domestic violence (Istanbul Convention), p. 2, available at: https://rm.coe.int/ic-cp-inf-2022-6-cop-recommendation-romania-eng/1680a95319

GRETA, Evaluation Report – Romania. The fourth round of evaluation. Measures for preventing and identifying vulnerabilities to trafficking in human beings, adopted on 2 July 2025, published on 12 November 2025.

Gender Equality Index 2024, available at: https://eige.europa.eu/gender-equality-index/2025/domain/violence/RO

Institute for Research and Crime Prevention, 2025, *The Intervention of Police Officers in Domestic Violence Cases. Victims' Assessment of the Provisional Protection Order*, IGPR, Bucharest, p.9, available at: https://politiaromana.ro/files/pages_files/Interventia_politistilor_la_cazurile_de_violenta_domestica.pdf

The monitoring report on gender-based violence, published in 2023, p. 7, available at: https://centrulfilia.ro/new/wp-content/uploads/2025/03/Raport-monitorizare-VIF_2023_Centrul-FILIA.pdf

ANITP Reports 2013-2023, link

ANITP open data 2024-2025, link

Eurostat, Trafficking in human beings, Luxembourg: Publications Office of the European Union, 2025, link

Legislation

The Criminal Code (Law no. 286/2009), as subsequently amended and supplemented.

The National Mechanism of 31 January 2023 for the identification and referral of victims of human trafficking, approved by Government Decision no. 88 of 31 January 2023, link.

The Council of Europe Convention of 16 May 2005 on Action against Trafficking in Human Beings, link.

Directive (EU) 2024/1712 of the European Parliament and of the Council of 13 June 2024 amending Directive 2011/36/EU on preventing and combating trafficking in human beings and protecting its victims, link.

Directive 2011/36/EU of the European Parliament and of the Council of 5 April 2011 on preventing and combating trafficking in human beings and protecting its victims, link.

Order no. 1040/21/5505/2024 for the approval of the Common Inter-institutional Working Procedure on the collection, reporting and monitoring of statistical data in the field of preventing and combating domestic violence, available at: https://anes.gov.ro/wp-content/uploads/2025/11/Ordin-1040-21-5505-2024-pentru-aprobarea-Procedurii-comune-de-lucru-la-nivel-interinstitutional-privind-colectarea-raportarea-si-monitorizarea-datelor-statistice.pdf

Order No. 231 of 20.12.2024 for the approval of the Methodological Norms on the registration, unified record-keeping, circuit of criminal notifications and administrative coordination of the activities ordered by the prosecutor during the criminal investigation, available at: https://sprd.ro/wp-content/uploads/2025/11/Ordin-comun-MAI-PICCJ-nr.-231_289_2024.pdf

The Protocol to Prevent, Suppress and Punish Trafficking in Persons, Especially Women and Children, supplementing the United Nations Convention against Transnational Organized Crime, link.

Online sources & media appearances

• https://desprefemicid.ro

• https://politiaromana.ro/ro/stiri-si-media/comunicate/interventii-pentru-prevenirea-si-investigarea-violentei-domestice1768636482

• https://www.rejust.ro/

• https://www.scena9.ro/article/2025-12-luni-59-de-femicide

• https://snoop.ro/harta-femicid/

• https://snoop.ro/crima-din-mures-16-luni-de-la-primul-ordin-de-protectie-pana-la-vizita-asistentilor-sociali-esecurile-autoritatilor-in-cazul-tinerei-ucise-de-emil-ganj/

Final note:

• The statistical data contained in the report were obtained following the information requests made by the FILIA Center and eLiberare under Law no. 544/2001 on free access to information of public interest, to the following institutions:

• The Superior Council of Magistracy

• The General Inspectorate of the Romanian Police

• The Prosecutor's Office attached to the High Court of Cassation and Justice

• The Directorate for Investigating Organized Crime and Terrorism

• The National Agency for Equal Opportunities between Women and Men

• The National Authority for the Protection of Children’s Rights and Adoption

• The Bucharest University Emergency Hospital and the County Emergency Hospitals of Bacău, Constanța, Craiova, Piatra Neamț, Sibiu, Târgu Mureș, Timișoara, Slobozia and Satu Mare.

LIST OF ACRONYMS

ANITP - National Agency against Trafficking in Persons

ANES - National Agency for Equal Opportunities between Women and Men

ANPDCA - National Authority for the Protection of Children's Rights and Adoption

CSM - Superior Council of Magistracy

CSML – Superior Council of Forensic Medicine

DIICOT – Directorate for Investigating Organized Crime and Terrorism

GREVIO - Group of Experts on Action against Violence against Women and Domestic Violence

GRETA - Group of Experts on Action against Trafficking in Human Beings

IGPR - General Inspectorate of the Romanian Police

PICCJ - Prosecutor's Office attached to the High Court of Cassation and Justice

LIST OF FIGURES

Figure no.	Figure title
Figure 1	The number of police interventions in domestic violence cases
Figure 2	The number of interventions for which the risk assessment form was not completed
Figure 3	Actions taken following the 2025 interventions
Figure 4	Actions taken following the interventions during 2021-2025
Figure 5	The number of cases for which the police requested the intervention of mobile teams
Figure 6	The increase in protection orders issued during the period 2021 - 2025
Figure 7	The proportion of PPOs that led to a PO
Figure 8	PPOs confirmed and rejected by prosecutors 2021-2025
Figure 9	PPOs issued and transformed into POs, by area of residence | 2021 - 2025
Figure 10	Police interventions and cases identified as having imminent risk, by county, in 2025
Figure 11	PPOs issued and electronic surveillance devices, by county, 2025
Figure 12	Violations of POs and PPOs | 2021 - 2025
Figure 13	The proportion between women and men, victims in cases of battery and other acts of violence
Figure 14	The criminal offences recorded by the police during the period 2021-2025
Figure 15	Total interventions vs. the offence of battery or other acts of violence
Figure 16	Criminal offences by area of residence
Figure 17	Criminal offences reported to the police, by area of residence, 2021-2025
Figure 18	Battery or other acts of violence, by the place where they were committed - 2021-2025
Figure 19	Sexual offences between family members reported to the police, by sex, 2021-2025
Figure 20	Children, victims of rape in 2025
Figure 21	Rape offences recorded by the police
Figure 22	Battery and other acts of violence - 2021-2025
Figure 23	The victim-perpetrator relationship in the femicide cases of 2025
Figure 24	Comparative analysis of the homicide cases recorded in 2025
Figure 25	The number of victims of domestic violence who received services from the DGASPC

Figure no.	Figure title
Figure 26	Victims of domestic violence registered with the DGASPC
Figure 27	Services received by victims of domestic violence (over 18 years old)
Figure 28	Cases of emotional, physical and sexual abuse confirmed during the period 2021-2025
Figure 29	Cases of emotional, physical and sexual abuse by area of residence and gender
Figure 30	Cases of abuse against children by age group, in 2025
Figure 31	Cases of sexual abuse against children, by county, in 2025
Figure 32	Homicide cases on the dockets of the prosecutor's offices, 2021-2025
Figure 33	Victims of the defendants sent to trial in homicide cases, 2025
Figure 34	Victim/perpetrator relationship for homicide offences committed between family members
Figure 35	Completed offences and attempted homicides
Figure 36	Victims by gender in cases of homicide and blows causing death, between partners (cohabiting partners/spouses) or former partners
Figure 37	Newly entered cases by types of offences against sexual freedom and integrity
Figure 38	Rape cases on the dockets of the prosecutor's offices
Figure 39	The duration of resolving rape cases
Figure 40	Victim/perpetrator relationship for rape offences committed between family members, for which the defendant was sent to trial, in 2025
Figure 41	Defendants sent to trial in rape cases, by area of residence
Figure 42	The resolution and dismissal of sexual assault cases, 2021-2025
Figure 43	The duration of resolving cases concerning the offence of sexual assault
Figure 44	Victim/perpetrator relationship for sexual assault offences committed between family members
Figure 45	Cases concerning offences against the sexual freedom of minors, 2024-2025
Figure 46	Victims of human trafficking by forms of exploitation
Figure 47	Minor and adult victims of human trafficking, 2021-2025
Figure 48	The total number of victims per citizenship identified in the EU during the period 2013-2023
Figure 49	The total number of identified victims of human trafficking, trafficking of minors and child pornography, registered by ANITP (2021-2025)

Figure no.	Figure title
Figure 50	The total number of adult and minor victims identified of human trafficking, trafficking of minors and child pornography, registered by ANITP (2021-2025)
Figure 51	The share of minor victims in the total victims of human trafficking in the European Union (Eurostat) and in Romania (ANITP), 2021-2024
Figure 52	The total number of identified victims of human trafficking, trafficking of minors and child pornography, registered by ANITP (2021-2025), broken down by gender and age
Figure 53	The total number of identified victims of human trafficking, trafficking of minors and child pornography, registered by ANITP (2021-2025), by types of exploitation.
Figure 54	Types of exploitation among victims, by gender and age, 2021-2025
Figure 55	The number of victims of sexual exploitation by gender and age
Figure 56	The total number of identified victims of human trafficking, trafficking of minors and child pornography, registered by ANITP (2021-2025), broken down by internal trafficking or transnational trafficking
Figure 57	The total number of victims of human trafficking, trafficking of minors and child pornography, exploited on the territory of Romania, broken down by types of exploitation (2021-2025)
Figure 58	The total number of identified victims of human trafficking, trafficking of minors and child pornography, registered by ANITP (2021-2025), broken down by environment of origin
Figure 59	The counties with the largest total number of identified victims of human trafficking, trafficking of minors and child pornography, registered by ANITP each year during the period 2021-2025.
Figure 60	Top 5 counties with the largest total number of identified victims of human trafficking, trafficking of minors and child pornography, registered by ANITP during the period 2021-2025.
Figure 61	The total number of identified victims of human trafficking, trafficking of minors and child pornography, registered by ANITP (2021-2025), broken down by the countries in which the victims were exploited
Figure 62	The percentage distribution of victims exploited in the main 7 destination countries in 2025
Figure 63	The total number of victims of human trafficking, trafficking of minors and child pornography, exploited in other countries, broken down by types of exploitation (2021-2025)

Figure no.	Figure title
Figure 64	The evolution of the main types of exploitation in transnational trafficking (2021-2025)
Figure 65	The distribution of victims exploited in the main destination countries in 2025, by type of exploitation
Figure 66	The distribution of victims of foreign citizenship exploited on the territory of Romania during the period 2021-2025, by countries of origin
Figure 67	The total number of identified minor victims of human trafficking, trafficking of minors and child pornography, registered by ANITP (2021-2025), broken down by gender
Figure 68	The total number of minor victims, broken down by gender and types of exploitation (2021-2025)
Figure 69	The total number of minor victims, broken down by county and by sexual exploitation and child pornography (2021-2025)
Figure 70	Counties with the largest total number of minor victims registered by ANITP in 2025, broken down by types of exploitation
Figure 71	The situation of human trafficking, trafficking of minors and child pornography cases handled by DIICOT during the period 2021-2025
Figure 72	The total of human trafficking, trafficking of minors and child pornography cases handled by DIICOT during the period 2021-2025
Figure 73	The situation of persons sent to trial for human trafficking, trafficking of minors and child pornography during the period 2021-2025
Figure 74	The evolution of the number of persons arrested by type of offence during the period 2021-2025.
Figure 75	The distribution of victims from indictments and ARVs in the cases of human trafficking, trafficking of minors and child pornography registered by DIICOT during the period 2021-2025, by gender and age
Figure 76	The distribution of persons sent to trial, compared to that of victims from indictments and ARVs in the cases of human trafficking, trafficking of minors and child pornography registered by DIICOT during the period 2021-2025, by gender and age
Figure 77	Defendants and victims by gender and age, 2021-2025
Figure 78	The situation of victims (including minors) in the cases of human trafficking, trafficking of minors and child pornography registered by DIICOT compared to ANITP during the period 2021-2025
Figure 79	Newly registered files on the dockets of the courts for human trafficking, trafficking of minors and child pornography during the period 2021-2025

Figure no.	Figure title
Figure 80	The total number of defendants and convicts registered by CSM during the period 2021-2025, for the offences of human trafficking, trafficking of minors and child pornography
Figure 81	The distribution of the total number of defendants and convicts registered by CSM during the period 2021-2025, for the offences of human trafficking, trafficking of minors and child pornography
Figure 82	The total number of defendants compared to the total number of persons convicted with final force registered by CSM, broken down by gender and in percentages, 2021-2025
Figure 83	The distribution of the number of women convicted with final force out of the number of indicted women, compared to the number of men convicted with final force out of the number of indicted men for the offences of human trafficking, trafficking of minors and child pornography (2021-2024).
Figure 84	The total number of defendants compared to the total number of persons convicted with final force registered by CSM for the offence of human trafficking, broken down by gender and in percentages, 2021-2024
Figure 85	The total number of defendants compared to the total number of persons convicted with final force registered by CSM for the offence of human trafficking, broken down by gender and age, 2021-2024
Figure 86	The total number of defendants compared to the total number of persons convicted with final force registered by CSM for the offence of trafficking of minors, broken down by gender and in percentages, 2021-2024
Figure 87	The total number of defendants compared to the total number of persons convicted with final force registered by CSM for the offence of trafficking of minors, broken down by gender and age, 2021-2024
Figure 88	The total number of defendants compared to the total number of persons convicted with final force registered by CSM for the offence of child pornography, broken down by gender and age and in percentages, 2021-2024
Figure 89	The total number of defendants compared to the total number of persons convicted with final force registered by CSM for the offence of child pornography, broken down by gender and age, 2021-2024
Figure 90	The average duration of resolution (in months) of human trafficking, trafficking of minors and child pornography cases during the period 2021-2025

NOTES

NOTES

