MEAN WELL

SWITCHING POWER SUPPLY

ISO-9001 CERTIFIED MANUFACTURER

DKE25A SERIES

- .2:1 WIDE INPUT RANGE
- .4:1 INPUT IS AVAILABLE
- .REGULATED DC OUTPUT
- .500VDC I/P ISOLATION
- .REMOTE CONTROL
- .EPOXY ENCAPSULATED
- .HIGH PERFORMANCE / LOW COST
- .SHORT CIRCUIT PROTECTION
- .OVER CURRENT PROTECTION
- .FREE AIR CONVECTION
- .100% BURN-IN TEST
- .1 YEAR WARRANTY



ORDER NO. / SPECIFICATION	DKE25A-05	DKE25A-12	DKE25A-15
DC OUTPUT VOLTAGE	±5V	±12V	±15V
OUTPUT VOLTAGE ACCURACY	±2%		
OUTPUT RATED CURRENT	±2500mA	±1050mA	±850mA
OUTPUT CURRENT RANGE	0-±2500mA	0-±1050mA	0-±850mA
RIPPLE & NOISE	50mVp-p	60mVp-p	60mVp-p
LINE REGULATION	± 0.5%	± 0.5%	± 0.5%
LOAD REGULATION	±2%	±2%	±2%
DC OUTPUT POWER	25W	25W	25W
EFFICIENCY	81% (TYPICAL)		
SWITCHING FREQUENCY	100KHz (TYPICAL)		
INPUT VOLTAGE RANGE	9~18VDC		
INPUT CURRENT	2.7A/12VDC; 60mA @ NO LOAD (TYPICAL)		
SHORT CIRCUIT PROTECTION	CONTINUOUS		
OVER CURRENT PROTECTION	160~220% AUTO RECOVERY		
REMOTE CONTROL	POWER ON:0~1.2V OR OPEN; POWER OFF:2.4~5.5V; COMPATIBLE WITH TTL		
TEMP. COEFFICIENT	±0.02% / °C (0~50°C)		
ISOLATION VOLTAGE	I/P-O/P:500VDC MIN.		
ISOLATION RESISTANCE	I/P-O/P:500VDC / 100M Ohms MIN.		
TRANSIENT RESPONSE	< 250u sec FOR 25% LOAD STEP CHANGE		
WORKING TEMP., HUMIDITY	-15°C~+60°C, 20%~90% RH (NO DERATING); 80% LOAD @ 71°C		
STORAGE TEMP., HUMIDITY	-25°C~+85°C, 10%~95% RH		
DIMENSION	2.9"*2.7"*0.87"		
WEIGHT	190g		
CASE MATERIAL	SIX-SIDED SHIELD METAL CASE		

MECHANISM AND PIN CONFIGURATION

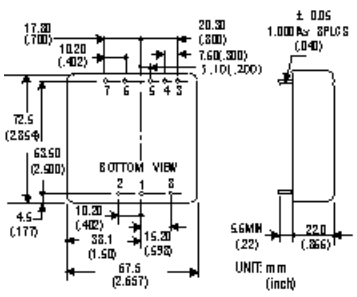

Pin no.	Output
1	+Vin
2	-Vin
3	-Vout
4	COM
5	N.C
6	+Vout
7	COM
8	R.C.

NOTE:
1. ALL PARAMETERS ARE SPECIFIED AT RATED INPUT, RATED LOAD, 25° C 70% RH. AMBIENT.
2. RIPPLE & NOISE ARE MEASURED AT 20MHz BY USING A 12" TWISTED PAIR TERMINATED WITH A 0.1uF & 47uF CAPACITOR.
3. LINE REGULATION IS MEASURED FROM LOW LINE TO HIGH LINE AT RATED LOAD.
4. LOAD REGULATION IS MEASURED FROM 20% TO 100% RATED LOAD.

2003-01-10

MEAN WELL

SWITCHING POWER SUPPLY

ISO-9001 CERTIFIED MANUFACTURER

DKE25B SERIES

- .2:1 WIDE INPUT RANGE
- .4:1 INPUT IS AVAILABLE
- .REGULATED DC OUTPUT
- .500VDC I/P ISOLATION
- .REMOTE CONTROL
- .EPOXY ENCAPSULATED
- .HIGH PERFORMANCE / LOW COST
- .SHORT CIRCUIT PROTECTION
- .OVER CURRENT PROTECTION
- .FREE AIR CONVECTION
- .100% BURN-IN TEST
- .1 YEAR WARRANTY



ORDER NO. / SPECIFICATION	DKE25B-05	DKE25B-12	DKE25B-15
DC OUTPUT VOLTAGE	±5V	±12V	±15V
OUTPUT VOLTAGE ACCURACY	±2%		
OUTPUT RATED CURRENT	±2500mA	±1050mA	±850mA
OUTPUT CURRENT RANGE	0-±2500mA	0-±1050mA	0-±850mA
RIPPLE & NOISE	50mVp-p	60mVp-p	60mVp-p
LINE REGULATION	± 0.5%	± 0.5%	± 0.5%
LOAD REGULATION	±2%	±2%	±2%
DC OUTPUT POWER	25W	25W	25W
EFFICIENCY	84% (TYPICAL)		
SWITCHING FREQUENCY	100KHz (TYPICAL)		
INPUT VOLTAGE RANGE	18~36VDC		
INPUT CURRENT	1.35A/24VDC; 64mA @ NO LOAD (TYPICAL)		
SHORT CIRCUIT PROTECTION	CONTINUOUS		
OVER CURRENT PROTECTION	160~220% AUTO RECOVERY		
REMOTE CONTROL	POWER ON:0~1.2V OR OPEN; POWER OFF:2.4~5.5V; COMPATIBLE WITH TTL		
TEMP. COEFFICIENT	±0.02% / °C (0~50°C)		
ISOLATION VOLTAGE	I/P-O/P:500VDC MIN.		
ISOLATION RESISTANCE	I/P-O/P:500VDC / 100M Ohms MIN.		
TRANSIENT RESPONSE	< 250u sec FOR 25% LOAD STEP CHANGE		
WORKING TEMP., HUMIDITY	-15°C~+60°C, 20%~90% RH (NO DERATING); 80% LOAD @ 71°C		
STORAGE TEMP., HUMIDITY	-25°C~+85°C, 10%~95% RH		
DIMENSION	2.9"*2.7"*0.87"		
WEIGHT	190g		
CASE MATERIAL	SIX-SIDED SHIELD METAL CASE		

MECHANISM AND PIN CONFIGURATION

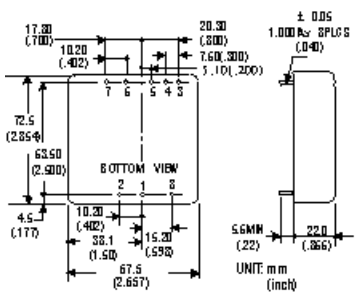

Pin no.	Output
1	+Vin
2	-Vin
3	-Vout
4	COM
5	N.C
6	+Vout
7	COM
8	R.C.

NOTE:
1. ALL PARAMETERS ARE SPECIFIED AT RATED INPUT, RATED LOAD, 25° C 70% RH. AMBIENT.
2. RIPPLE & NOISE ARE MEASURED AT 20MHz BY USING A 12" TWISTED PAIR TERMINATED WITH A 0.1uF & 47uF CAPACITOR.
3. LINE REGULATION IS MEASURED FROM LOW LINE TO HIGH LINE AT RATED LOAD.
4. LOAD REGULATION IS MEASURED FROM 20% TO 100% RATED LOAD.

MEAN WELL

SWITCHING POWER SUPPLY

ISO-9001 CERTIFIED MANUFACTURER

DKE25C SERIES

- .2:1 WIDE INPUT RANGE
- .4:1 INPUT IS AVAILABLE
- .REGULATED DC OUTPUT
- .500VDC I/P ISOLATION
- .REMOTE CONTROL
- .EPOXY ENCAPSULATED
- .HIGH PERFORMANCE / LOW COST
- .SHORT CIRCUIT PROTECTION
- .OVER CURRENT PROTECTION
- .FREE AIR CONVECTION
- .100% BURN-IN TEST
- .1 YEAR WARRANTY



ORDER NO. / SPECIFICATION	DKE25C-05	DKE25C-12	DKE25C-15
DC OUTPUT VOLTAGE	±5V	±12V	±15V
OUTPUT VOLTAGE ACCURACY	±2%		
OUTPUT RATED CURRENT	±2500mA	±1050mA	±850mA
OUTPUT CURRENT RANGE	0-±2500mA	0-±1050mA	0-±850mA
RIPPLE & NOISE	50mVp-p	60mVp-p	60mVp-p
LINE REGULATION	± 0.5%	± 0.5%	± 0.5%
LOAD REGULATION	±2%	±2%	±2%
DC OUTPUT POWER	25W	25W	25W
EFFICIENCY	84% (TYPICAL)		
SWITCHING FREQUENCY	100KHz (TYPICAL)		
INPUT VOLTAGE RANGE	36~72VDC		
INPUT CURRENT	0.675A/48VDC; 42mA @ NO LOAD (TYPICAL)		
SHORT CIRCUIT PROTECTION	CONTINUOUS		
OVER CURRENT PROTECTION	160~220% AUTO RECOVERY		
REMOTE CONTROL	POWER ON:0~1.2V OR OPEN; POWER OFF:2.4~5.5V; COMPATIBLE WITH TTL		
TEMP. COEFFICIENT	±0.02% / °C (0~50°C)		
ISOLATION VOLTAGE	I/P-O/P:500VDC MIN.		
ISOLATION RESISTANCE	I/P-O/P:500VDC / 100M Ohms MIN.		
TRANSIENT RESPONSE	< 250u sec FOR 25% LOAD STEP CHANGE		
WORKING TEMP., HUMIDITY	-15°C~+60°C, 20%~90% RH (NO DERATING); 80% LOAD @ 71°C		
STORAGE TEMP., HUMIDITY	-25°C~+85°C, 10%~95% RH		
DIMENSION	2.9"*2.7"*0.87"		
WEIGHT	190g		
CASE MATERIAL	SIX-SIDED SHIELD METAL CASE		

MECHANISM AND PIN CONFIGURATION

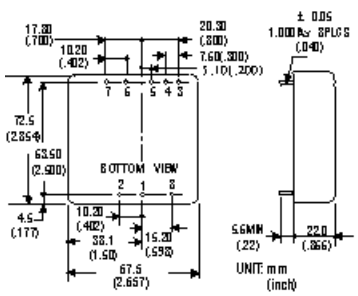

Pin no.	Output
1	+Vin
2	-Vin
3	-Vout
4	COM
5	N.C
6	+Vout
7	COM
8	R.C.

NOTE:
1. ALL PARAMETERS ARE SPECIFIED AT RATED INPUT, RATED LOAD, 25° C 70% RH. AMBIENT.
2. RIPPLE & NOISE ARE MEASURED AT 20MHz BY USING A 12" TWISTED PAIR TERMINATED WITH A 0.1uF & 47uF CAPACITOR.
3. LINE REGULATION IS MEASURED FROM LOW LINE TO HIGH LINE AT RATED LOAD.
4. LOAD REGULATION IS MEASURED FROM 20% TO 100% RATED LOAD.